



CITY OF DALY CITY

# CAPITAL IMPROVEMENT PROGRAM (CIP) BUDGET



FOR FISCAL YEARS 2026 - 2027

# Table of Contents

Transmittal Letter.....	i-v
General Information.....	vi-x
Fund Descriptions & Fund Sources.....	xi-xii
Funding Source and Project Cost Summaries.....	xiii
Funding Source Summary Table.....	xiv-xvi
Project Cost Summary Table.....	xvii-xx
Capital Improvement Projects Location Map.....	xxi
General Capital Program	
• Narrative.....	GN1
• Project Sheets.....	G1-G81
Transportation Program	
• Narrative.....	TN1-TN3
• Project Sheets.....	T1-T73
Water Program	
• Narrative.....	WN1
• Project Sheets.....	W1-W15
Sanitation Program	
• Narrative.....	SN1-SN2
• Project Sheets.....	S1-S16





# CITY OF DALY CITY

333 – 90TH STREET  
DALY CITY, CALIFORNIA 94015-1895

August 2025

Honorable Mayor,  
Members of the City Council, and  
Citizens of Daly City

We are pleased to submit the City of Daly City’s Fiscal Years (FY) 2026 and (FY) 2027 Capital Improvement Program (CIP) budget. Since FY 2021, the City decided to present an annual (one-year) format due to all the unknown impacts from the COVID-19 pandemic. The City Council decided to return to the biennial format as economic conditions have improved from COVID, while still having the ability to perform a Mid-Cycle adjustment to account for any economic changes that develop throughout the first year of the two-year budget. The CIP budget is inextricably linked to the City’s annual operating budget since both budgets utilize some of the same funding sources, but the operating budget takes precedence. The CIP budget relies on the accumulation of unexpended revenues, not needed to fund the operating budget, to fund the large CIP projects necessary to maintain, rehabilitate or create City assets. Also, if projects in the CIP create new facilities, there will be new or increased operations and maintenance costs in the operating budget. Conversely, if CIP projects replace or rehabilitate deteriorated or deficient City assets, annual operations and maintenance costs can also be reduced.


The next two years of capital expenditures is a relatively modest plan addressing primarily the most critical major maintenance needs of city facilities and infrastructure. In addition, the City’s need to upgrade, modernize, and comply with increasingly stringent regulatory requirements for public facilities and Rights-Of-Way will require significant funding in the near future.

## **Capital Improvement Program**


The CIP is the long-range project identification and financing plan for Daly City. The CIP documents major capital projects prior to the time they are needed so that financing for these large and costly projects can be planned to coincide with project delivery expectations.

CIP projects, with a few exceptions, cost \$50,000 or more and include construction or acquisition of new facilities and reconstruction or replacement of older facilities and fixed equipment. The CIP budget for FY 2026 and FY 2027 provides funding for the City's capital projects that are expected to be initiated and completed within the next 2-4 years or to be allocated over many years to finance the largest projects requiring time to accumulate the necessary funds.

A summary of the two-year capital budget appropriations by fund type is illustrated below:

 <b>New Appropriations by Fund</b>		
<b>Fund</b>	<b>FY2026</b>	<b>FY2027</b>
Transportation (Fund 217)	\$ 8,110,000	\$ 6,996,000
Water (Fund 441)	\$ 2,600,000	\$ 5,100,000
Sanitation (Fund 487)	\$ 5,050,000	\$ 4,700,000
Civic Center (Fund 443)	\$ -	\$ -
General (Fund 331 & 333)	\$ 885,000	\$ 890,000
Grants (Misc.)	\$ -	\$ -
Fees (Misc.)	\$ -	\$ -
Developer Fees (Fund 220)	\$ -	\$ -
<b>Total</b>	<b>\$ 16,645,000</b>	<b>\$ 17,686,000</b>

The CIP is organized into four categories of project types for expenditure purposes, including Transportation-related projects, Water projects, Sanitation projects, and General Capital projects. General Capital projects include major repairs to City buildings and parks, remodeling or enhancements of public facilities, Mussel Rock maintenance, storm drain system improvements, regulatory compliance, and other miscellaneous improvements. Since all grant funds and most developer impact fees are restricted to project specific expenditures, the eight basic CIP revenue categories listed above are combined to project allocations in one of four categories of project types for expenditure as summarized below:

 <b>Allocation by Project Category</b>		
<b>Category</b>	<b>FY2026</b>	<b>FY2027</b>
Transportation	\$ 8,110,000	\$ 6,996,000
Water	\$ 2,600,000	\$ 5,100,000
Sanitation	\$ 5,050,000	\$ 4,700,000
General	\$ 885,000	\$ 890,000
<b>Total</b>	<b>\$ 16,645,000</b>	<b>\$ 17,686,000</b>

## **General Capital Project Fund (331/333)**

The General Capital Improvement Program is dedicated to the repair, preservation, and enhancement of general capital facilities and assets, such as municipal buildings, parks, libraries, and fire stations. In addition, Storm Drain System improvements and ongoing maintenance of the closed Mussel Rock landfill site are major City expenses that are also part of this capital project category.

The main funding source for the General Capital Project Fund is investment from the City's General Fund. The City's General Fund, unlike other City funds, is the only "unrestricted" funding source and can be utilized to meet any City needs. Transfers from the General Fund are considered one-time and only transferred to the Capital Project Fund if there is a General Fund surplus or if funds are needed for a mission critical project. Other funding sources include grants and developer impact fees which are dedicated towards expanding or enhancing facilities to serve a growing population. Also, a portion of the Solid Waste Franchise Fees from Republic Services is accounted for in the General Capital Fund to help finance Mussel Rock projects.

General capital projects in this budget focus on facility maintenance and rehabilitation needs or meeting regulatory requirements associated with facility accessibility or safety standards.

The City's General Fund appropriations will be \$885,000 for FY 2026 and \$890,000 for FY 2027. Projects are modest in size and include Parking Meter Upgrade and Mussel Rock Monitoring and Maintenance projects.

## **Transportation Fund (217)**

Projects identified in the Transportation Fund have restricted revenue sources that can only fund projects that improve the City's transportation system. Dedicated funding sources in this fund include traditional State Gas Taxes (tax collected on the sale of gasoline), San Mateo County Measure A (sales tax collected in the county), Measure M (vehicle registration fees collected in the county), SB 1 gas tax known as the Road Maintenance and Rehabilitation Account (RMRA) funds, San Mateo County Measure W (sales tax collected in the county), and State and Federal Transportation grants. The City also receives intermittent or one-time fees from private property developers to mitigate the impact of increased traffic generated from private development projects.

The City's overall transportation system and street pavement specifically have declined from "very good" to "good" condition with a Pavement Condition Index (PCI) score of 77 (previously 82). Over the next two-year CIP budget, a majority of transportation projects are directed towards pavement preservation, and rehabilitation projects in an effort to slow the decline of our PCI. Transportation fund appropriations from all sources total \$8.1 million for FY 2026 and \$7.0

million for FY 2027. Significant transportation projects in the next two-year CIP cycle include street resurfacing and rehabilitation projects in the St. Francis, Westlake, and Bayshore areas.

### **Water Fund (441)**

The Water Enterprise Fund is another restricted funding source, and the Capital Program addresses critical water infrastructure investments. Projects in the Water Fund fall under one of these three categories: Facility Reliability, Water Pipelines, and Water Supply/Quality. The water rates generate funds for day-to-day operations and the capital reinvestment program which consist of identified short-term and long- term capital projects.

The Water Fund appropriation for FY 2026 includes 9 capital projects totaling \$2.6 million. Projects include Hydropneumatic Tank Replacement, Well Rehabilitation, Water Main Improvements, and other enhancement projects.

The Water Fund appropriation for FY 2027 includes 11 capital projects totaling \$5.1 million. Projects include Citrus Pump Station Replacement, Westlake Electrical Upgrade, Water Main Rehabilitation, and other upgrade projects.

### **Sanitation Fund (487)**

The North San Mateo County Sanitation District, a subsidiary of the City of Daly City, is responsible for the collection, treatment, and disposal of wastewater and the production of recycled water. Sewer service charges generate funds for day-to-day operations and the capital reinvestment program which consists of identified short-term and long-term capital projects.

Projects in the Sanitation District are categorized as either Facility Improvements, System Reliability, or Pipelines. The FY 2026 appropriation for capital includes 10 planned projects totaling \$5.1 million. Projects include Sanitary Sewer Master Plan System Improvements, Plant Process Improvements, Sewer Lift Station Rehabilitation, and other improvement projects.

The FY 2027 appropriation for capital includes 8 planned projects totaling \$4.7 million. Projects include Sanitary Sewer Master Plan System Improvements, Sewer Main Rehabilitation, Treatment Plant Electrical Upgrade, and other renovation projects.


## Conclusion

The ten-year CIP plan has identified the long-term needs for many major projects, and the CIP budget has provided funding for the FY 2026 and FY 2027 projects. However, the ten-year CIP has also identified many unmet needs and demonstrates the necessity of augmenting current revenues and creating new funding sources to address the unmet General Capital project needs.

Respectfully submitted,



Thomas J. Piccolotti  
City Manager



Timothy J. Nevin  
Director of Finance and  
Administrative Services

## **General Information**

### **I. What is the Capital Improvement Program?**

The Capital Improvement Program (CIP) is a multi-year plan used to coordinate the financing and timing of major public improvements for the City of Daly City. It contains a list of capital projects proposed for the City within the next 10 years and reflects the recommendations of citizens, City Council, boards, commissions, and staff from each of the City's departments. The CIP identifies each proposed project and presents a summary description, estimate of cost, method of financing, and a schedule of implementation. The Capital Improvement Program constitutes a rational plan for preserving, as well as adding to the capital assets of the City.

### **II. What is the difference between the Capital Improvement Program and the Capital Budget?**

The first one or two years of the CIP is the approved Capital Budget. The Capital Budget consists of those capital projects which, through the Council meeting process and in accordance with State law, are annually or biennially approved and funded. However, projects slated for subsequent years in the proposed CIP serve on a planning basis only, and do not receive ultimate spending authority until they are incorporated into a capital budget and approved by City Council.

### **III. How is the Operating Budget Related to the Capital Budget?**

The City of Daly City prepares a Capital Budget separate from the Operating Budget, yet the two are closely linked. The Operating Budget provides for general municipal service delivery, including personnel service costs, supplies and other contractual services, and certain capital equipment. Revenues for the Operating Budget are derived primarily from recurring taxes, intergovernmental sources, and user fees. Appropriations to the annual Operating Budget are for a single fiscal year.

In contrast, the Capital Budget is a multi-year budget designed to expend monies which add to the physical assets of the City. Capital projects typically require expenditures which take place beyond a single fiscal year; funding with debt because of significant costs to be shared by current and future beneficiaries; systematic acquisition over an extended period of time in order to implement major operating systems or programs; and scheduled replacement or maintenance of specific elements of physical assets. Revenues for capital projects are most often derived from restricted funds such as gas tax, federal, state, and local grants (when available), some General Fund monies, and sometimes, from the sale of municipal bonds (borrowing). For a complete list of revenue sources see page xi.

Notwithstanding the differences between the two, the Operating and Capital Budgets are closely interwoven inasmuch as operating costs related to capital projects need to be estimated and provided for in the Operating Budget. Many capital projects, such as projects to construct new buildings, have an impact on the operating costs of those facilities once opened. City practice is to attempt to project the net effect a capital project will have on the operating budget. Maintenance and repair costs may be lower in a new or remodeled facility, but it may cost more to run the larger facility as well. In addition, some capital projects are financed through municipal debt; repayment of that debt becomes part of the operating budget as well as the City's fiscal forecasting models. The necessity to incur some degree of debt in order to finance the Capital Improvement Program carries with it the burden to effectively manage that debt within the City's financial resources.

#### **IV. Why do we need a CIP?**

The CIP provides a means of coordinating and centralizing the capital project requests of various departments and agencies, thus eliminating wasteful overlap, duplication, and delay. It focuses attention on the City of Daly City's goals and financial capability by comprehensively considering not only what capital projects the City of Daly City needs, but equally as important, what it can afford. Additionally, the formalized process allows more time for the study of projects, encourages public discussion of proposed undertakings, and allows City residents the opportunity to provide input, advice and recommendations with respect to proposed projects and expenditures.

#### **V. Relationship of Public Facility Fees to the CIP**

Needed public facility and infrastructure improvements identified in AB1600 studies are incorporated into the City's Capital Improvement Plan in the form of specific capital projects. The projects identified are based on the need for new public facilities triggered from new development. These projects are segregated as "Public Facility Fees," which are fees collected from developers or owners who construct new projects or additions/remodels to existing property.

#### **VI. Defining Capital Assets and Capital Projects**

A CIP project or asset is generally defined with the following characteristics:

- A capital asset is a new or rehabilitated asset that is of a non-recurring nature, has a useful life of at least ten (10) years or extends the useful life of an existing asset by five years or more, and is of significant value. Examples include the purchase of asset management software and the annual street slurry seal project because it extends the life of a street by five (5) to seven (7) years.
- Capital projects undertaken to acquire capital assets are differentiated from ordinary repairs or maintenance of a recurring nature. Examples of capital projects include land acquisitions, construction or major improvements to public buildings, road construction, the acquisition of large equipment, and the acquisition of software with a higher level of significance.
- A capital project is any one or a combination of major maintenance or alteration to a City facility or City infrastructure costing more than \$50,000, equipment purchases over \$10,000 (not including fleet maintenance and purchase), and any design and/or construction of a remodeled or new facility.
- Projects submitted must exceed these thresholds in value to qualify for inclusion in the *City of Daly City's Capital Program*.
- Fleet maintenance and purchase, as well as small equipment and tools valued under \$10,000 and assets that are recurring in nature, are considered capital expenditures within the Operations Budget. If the budget request is approved, the requesting department would see the revenue reflected in their Operations Budget.

#### **VII. CIP Maintenance and Operating Costs**

CIP projects, as approved by the City Council, shall have a funding plan for maintenance and operating costs identified in the project description. These costs will be included in the City's long-term financial planning.

### **VIII. Preserve Existing Capital Infrastructure Before Building New Facilities**

The City's policy is to ensure that adequate resources are allocated to preserve the City's existing infrastructure before targeting resources toward building new facilities that also have maintenance obligations. This policy addresses the need to protect the City's historical investment in capital facilities and to avoid embarking on a facility enhancement program which, together with the existing facilities, the City cannot afford to adequately maintain.

### **IX. New Facilities Should be of High Quality, Low Maintenance, Least Cost**

The intent of this policy is to guide the development and execution of the CIP Plan through an emphasis on lowest life-cycle cost. Projects should only be built if the necessary funding to operate them is provided. Also, priority is given to remodeled or new facilities that have minimal ongoing maintenance costs so as to limit the impact upon both the CIP and the operating budget.

### **X. Balanced CIP Plan and Fund Balance**

The CIP Plan is generally a balanced one or two-year plan. This means that for the entire one or two-year period, revenues will be equal to project expenditures in the plan. The fund balance policy is in keeping with the General Fund reserve policy and strives to maintain a CIP fund balance of approximately 15 percent or higher of total expenditures.

### **XI. Pay-As-You-Go**

The City prefers to fund capital projects through pay-as-you-go financing (Paygo). Capital projects are not funded with borrowed money or new revenues, but by saving usually from unspent General Fund surplus or other fund balances. These savings are categorized as "one-time" revenue and are well suited for one-time capital investments.

### **XII. Use of Debt in the CIP**

The CIP is viewed as a long-term program that will continually address capital requirements far into the future. As such, the use of long-term debt or Certificates of Participation (COPs) should be minimized. There may be exceptions to this policy for extraordinary circumstances, where voted or non-voted long-term debt must be issued to achieve major City goals that otherwise could not be achieved, or would have to wait an unacceptably long time. Issuance of long-term debt must receive City Council authorization.

## **CAPITAL PROJECT CRITERIA**

The following criteria are intended to be used when identifying projects for the Capital Improvement Program. Given the City's limited financial resources, projects addressing multiple criteria will have a competitive advantage over projects meeting single criteria. These are not in any particular order or weighted.

**Council or  
Community  
Priority**

The Council or public may have expressed a desire for a project through a master planning process or some other outreach process. Ex: the community may have identified a project, such as streetlight or play structure replacement as a high priority.

**Dedicated Funds**

Some projects have dedicated or grant funding sources that can only be used for specific capital investments. Ex: road rehabilitation projects or pedestrian/bicycle improvements projects tend to fit into this category.

**Economic Benefit**

A project may help to leverage the private investment of an area. Ex: funding utility undergrounding and landscaping improvements could improve the aesthetics of a business district as well as upgrade the infrastructure.

**Efficiency**

Projects which substantially improve the quality of service while at the same time reduce operating cost, or eliminate obsolete and inefficient facilities or equipment. Ex: implementing a new software system could streamline a process, save time and improve customer service.

**General Plan /  
Impact Mitigation**

Having alignment and consistency with the City's General Plan is important. In addition, projects may need to address mitigation for either private or public investments. Ex: replacing a four-way stop with a traffic signal or improving signalization.

**Legal**

State or federal mandates or regulatory requirements may require that a particular project be implemented. Ex: installing curb ramps as part of street overlay projects.

**Need**

The project should alleviate identified problems/deficiencies and/or address growing demands. Ex: community center is obsolete and needs to be expanded, renovated or reconstructed to meet demand.

**Preserve Assets**

Some projects may focus on preventive maintenance versus corrective or deferred maintenance, which would preserve and maintain the asset as well as reduce or eliminate future replacement costs. Ex: slurry seal projects are intended to extend the lifecycle of a street.

**Safety**

The benefit to the environment, safety or public health of the community should be evaluated. Ex: streets with documented evidence of safety hazards should be given higher priority treatment.

## **FUND DESCRIPTIONS & FUND SOURCES**

The City's Capital Improvement Program includes four capital funds, including:

### **I. Streets/Traffic Fund (Fund 217)**

These projects are categorized into annual programs (i.e., sidewalk repairs), pavement maintenance projects, traffic control projects (i.e., traffic upgrades), and other projects, which includes significant roadway improvements. These projects are largely funded by Gas Tax and Measure A funds, as well as federal transportation funds and various state grants.

### **II. General Capital Fund (Funds 331 & 333)**

In the General Capital Fund, projects include buildings and facilities such as libraries and parks and are generally categorized by the department receiving the upgrades and improvements. Funding for these projects is primarily from one-time General Fund surplus and includes developer and park-in-lieu fees with restricted use.

### **III. Water Utility Fund (Fund 441)**

Projects in the Water Utility Fund are categorized into annual programs (i.e., fire flow improvements), system improvements/operations (i.e., upgrades and improvements), and master plan projects. These projects are funded through the water utility rates.

### **IV. Sanitation Fund (Fund 487)**

Projects in the Sanitation Fund are categorized into annual programs (i.e., sewer repair) and system improvements/operations (i.e., upgrades and improvements) and are funded by the North San Mateo County Sanitation District through sewer service charges.

## FUND SOURCES

The following table summarizes all of the revenue sources for the CIP. Most of the revenues are restricted; the only discretionary fund is the General Fund.

<b>Funding Sources</b>	<b>Uses</b>	<b>Primary Source of Funds</b>
<b>General CIP Fund</b>	Capital Projects	General Fund
<b>Measure A</b>	Street resurfacing, transportation projects	One-half cent sales tax
<b>Measure W</b>	Street resurfacing, transportation projects	One-half cent sales tax
<b>Gas Tax/SB1</b>	Street, traffic signal, and street lights	State gasoline tax
<b>Measure M</b>	Pavement maintenance projects	Vehicle registration in San Mateo County
<b>Water Fund</b>	Improvements and repairs to the water distribution system, the maintenance of pump stations, wells and reservoirs, the acquisition of new equipment and construction of new facilities as required.	Water rates
<b>Fees</b>		
<b>a. Public Facilities Fee</b>	Construction of new public buildings or the addition to or major renovation of existing buildings and recreation facilities.	Developer impact fees
<b>b. Public, Education, Governmental Access Fee (PEG)</b>	Reserved for cable, broadcasting equipment	Cable provider fees
<b>c. Solid Waste Franchise Fee</b>	Dedicated for solid waste/diversion activities	Solid waste provider fees
<b>Sanitation District</b>	Improvements and repairs to sewer mains, the maintenance of sewage lift stations, maintenance of Wastewater Treatment Plant, acquisition of new equipment and construction of new facilities as required.	North San Mateo County Sanitation District, a subsidiary district of the City of Daly City
<b>Grants</b>	Varies depending on the requirements.	Federal, state, and local depending on availability

## **FUNDING SOURCE AND PROJECT COST SUMMARIES**

### **General Information**

The following two tables summarize the various funds used in the preparation of the Capital Improvement Plan (CIP) and the total project cost for all projects in the plan irrespective of funding source.

### **Funding Source Summary Table**

The Funding Source Summary table provides an overview of all funding sources utilized in the preparation of the CIP. This table provides the current fund balance for each of the funding sources at the time of the plan adoption by the City Council. Projections of future year-end fund balances are also provided based on project expenditures and fund revenues. For each fund, revenues over the life of the plan are projected based on past revenue received, anticipated economic development, changes planned in state and federal laws that affect revenue, general economic forecasts and other factors. Projected revenues are balanced with known or projected project expenditures to identify potential funding shortfalls in the outer years of the ten-year planning period.

### **Project Cost Summary Table**

The Project Cost Summary table provides an overview of all existing active projects, all new projects approved for funding in the current plan as well as future projects anticipated within the planning period. The total cost of each project is shown but, not the funding sources that finance the individual projects. Many projects are funded utilizing more than one funding source, therefore project funding details are provided on the project detail sheets included in the major project categories within the plan. This table provides a summary of the overall scope of the CIP both in number of projects, projects types and total funds involved.

## FUNDING SOURCE SUMMARY TABLE

## CITY OF DALY CITY

## CIP PROPOSALS WORKBOOK - FUND BALANCES, FISCAL YEAR END

FUND SOURCE	TYPE	BEG. BALANCE	ADJUSTMENTS	2026E	2027E	2028E	2029E	2030E	2031E	2032E	2033E	2034E	2035E
<b>1-TRANSPORTATION (FUND 217)</b>													
GAS TAX	REVENUES												
	APPROPRIATIONS		-	-	-	-	-	-	-	-	-	-	-
	ENDING BALANCE												
MEASURE A	REVENUES	1,163,733		2,588,590	2,679,596	2,733,188	2,787,852	2,843,609	2,900,481	2,958,491	3,017,660	3,078,014	3,139,574
	APPROPRIATIONS		1,089,000	2,596,000	2,673,000	4,780,000	7,067,000	10,155,000	24,025,000	33,714,000	62,107,000	8,837,000	8,277,000
	ENDING BALANCE	1,163,733	74,733	67,323	73,919	(1,972,893)	(6,252,041)	(13,563,433)	(34,687,952)	(65,443,461)	(124,532,801)	(130,291,787)	(135,429,214)
MEASURE M	REVENUES	(170,773)	301,340	442,368	299,000	304,980	311,080	317,301	323,647	330,120	336,723	343,457	346,892
	APPROPRIATIONS		-	318,000	321,000	323,000	328,000	330,000	334,000	337,000	340,000	344,000	300,000
	ENDING BALANCE	(170,773)	130,567	254,935	232,935	214,915	197,994	185,296	174,943	168,063	164,786	164,243	211,134
MEASURE W	REVENUES	1,026,138		1,173,963	1,215,236	1,239,541	1,264,332	1,289,618	1,315,411	1,341,719	1,368,553	1,395,924	1,423,843
	APPROPRIATIONS		-	2,200,000	1,202,000	1,216,000	1,228,000	1,240,000	1,253,000	1,265,000	1,278,000	1,290,000	800,000
	ENDING BALANCE	1,026,138	1,026,138	101	13,337	36,878	73,209	122,828	185,238	261,957	352,510	458,434	1,082,277
SB-1 (RMRA)	REVENUES	246,015		2,750,560	2,805,571	2,861,682	2,918,916	2,977,294	3,036,840	3,097,577	3,159,529	3,222,719	3,287,174
	APPROPRIATIONS		-	2,996,000	2,800,000	2,765,000	2,793,000	2,820,000	2,849,000	2,878,000	2,906,000	2,935,000	3,000,000
	ENDING BALANCE	246,015	246,015	575	6,146	102,828	228,744	386,039	573,879	793,456	1,046,985	1,334,704	1,621,878
SUBTOTAL	REVENUES	2,265,113	301,340	6,955,481	6,999,403	7,139,391	7,282,179	7,427,822	7,576,379	7,727,906	7,882,465	8,040,114	8,197,482
	APPROPRIATIONS	-	1,089,000	8,110,000	6,996,000	9,084,000	11,416,000	14,545,000	28,461,000	38,194,000	66,631,000	13,406,000	12,377,000
	ENDING BALANCE	2,265,113	1,477,453	322,934	326,337	(1,618,272)	(5,752,093)	(12,869,271)	(33,753,892)	(64,219,985)	(122,968,521)	(128,334,407)	(132,513,925)
<b>2-WATER (FUND 441)</b>													
WATER FUND	REVENUES	1,302,056	-	4,867,200	5,061,888	5,264,364	5,300,000	5,300,000	5,300,000	5,300,000	5,300,000	5,300,000	5,300,000
	APPROPRIATIONS		-	2,600,000	5,100,000	21,700,000	700,000	700,000	700,000	700,000	700,000	700,000	700,000
	ENDING BALANCE	1,302,056	1,302,056	3,569,256	3,531,144	(12,904,492)	(8,304,492)	(3,704,492)	895,508	5,495,508	10,095,508	14,695,508	19,295,508
<b>3-SANITATION (FUND 487)</b>													
SANITATION DISTRICT	REVENUES	18,284,165		6,801,600	7,413,744	8,118,050	8,848,674	8,900,000	8,900,000	8,900,000	8,900,000	8,900,000	8,900,000
	APPROPRIATIONS		291,000	5,050,000	4,700,000	20,550,000	10,200,000	7,200,000	7,200,000	7,200,000	7,200,000	7,200,000	7,200,000
	ENDING BALANCE	18,284,165	17,993,165	19,744,765	22,458,509	10,026,559	8,675,233	10,375,233	12,075,233	13,775,233	15,475,233	17,175,233	18,875,233
<b>4-GENERAL (FUND 443)</b>													
CIVIC CENTER FUND	REVENUES	350,112											
	APPROPRIATIONS		-	-	-	-	-	-	-	-	-	-	-
	ENDING BALANCE	350,112	350,112	350,112	350,112	350,112	350,112	350,112	350,112	350,112	350,112	350,112	350,112
<b>5-GENERAL (FUND 331/333)</b>													
GENERAL CIP FUND	REVENUES		600,000	500,000	500,000	-	-	-	-	-	-	-	-
	APPROPRIATIONS		600,000	500,000	500,000	8,035,605	16,182,982	2,392,000	829,500	1,962,500	460,000	467,500	480,000
	ENDING BALANCE	-	-	-	-	(8,035,605)	(24,218,587)	(26,610,587)	(27,440,087)	(29,402,587)	(29,862,587)	(30,330,087)	(30,810,087)
ASSET FORFEITURE	REVENUES	-	-	-	-	-	-	-	-	-	-	-	-
	APPROPRIATIONS	-	-	-	-	-	-	-	-	-	-	-	-
	ENDING BALANCE	-	-	-	-	-	-	-	-	-	-	-	-
SUBTOTAL	REVENUES	-	600,000	500,000	500,000	-	-	-	-	-	-	-	-
	APPROPRIATIONS	-	600,000	500,000	500,000	8,035,605	16,182,982	2,392,000	829,500	1,962,500	460,000	467,500	480,000
	ENDING BALANCE	-	-	-	-	(8,035,605)	(24,218,587)	(26,610,587)	(27,440,087)	(29,402,587)	(29,862,587)	(30,330,087)	(30,810,087)

FUNDING SOURCE SUMMARY TABLE

CITY OF DALY CITY

CIP PROPOSALS WORKBOOK - FUND BALANCES, FISCAL YEAR END

FUND SOURCE	TYPE	BEG. BALANCE	ADJUSTMENTS	2026E	2027E	2028E	2029E	2030E	2031E	2032E	2033E	2034E	2035E
<b>6-GRANT</b>													
GRANT-FEDERAL	REVENUES		800,000			2,990,661		-	-	-	-	-	-
	APPROPRIATIONS		800,000	-	-	2,990,661	-	-	-	-	-	-	-
	ENDING BALANCE	-	-	-	-	-	-	-	-	-	-	-	-
GRANT-LOCAL/STATE	REVENUES		1,841,276										
	APPROPRIATIONS		1,038,596	-	-	-	-	-	-	-	-	-	-
	ENDING BALANCE	-	802,680	802,680	802,680	802,680	802,680	802,680	802,680	802,680	802,680	802,680	802,680
DEVELOPER CONTRIBUTION	REVENUES	(121,690)	11,976	500,000	500,000								
	APPROPRIATIONS					1,335,984	1,970,572	-	-	-	-	-	-
	ENDING BALANCE	(121,690)	(109,714)	390,286	890,286	(445,698)	(2,416,270)	(2,416,270)	(2,416,270)	(2,416,270)	(2,416,270)	(2,416,270)	(2,416,270)
SUBTOTAL	REVENUES	(121,690)	2,653,252	500,000	500,000	2,990,661	-	-	-	-	-	-	-
	APPROPRIATIONS	-	1,838,596	-	-	4,326,645	1,970,572	-	-	-	-	-	-
	ENDING BALANCE	(121,690)	692,966	1,192,966	1,692,966	356,982	(1,613,590)	(1,613,590)	(1,613,590)	(1,613,590)	(1,613,590)	(1,613,590)	(1,613,590)
<b>7-FEE</b>													
STORMWATER FEE	REVENUES												
	APPROPRIATIONS		-	-	-	-	-	-	-	-	-	-	-
	ENDING BALANCE												
SOLID WASTE FRANCHISE FEE	REVENUES	(1,629,769)		1,565,033	1,565,033	1,573,348	1,573,348	1,620,548	1,620,548	1,669,164	1,669,164	1,719,239	1,719,239
	APPROPRIATIONS		-	385,000	390,000	11,533,552	2,779,552	1,660,552	2,471,552	1,787,552	2,663,552	1,919,802	2,778,802
	ENDING BALANCE	(1,629,769)	(1,629,769)	(449,736)	725,297	(9,234,907)	(10,441,111)	(10,481,115)	(11,332,119)	(11,450,507)	(12,444,895)	(12,645,458)	(13,705,021)
PARK LAND DEDICATION FEE	REVENUES	4,087,538		100,000	10,000	10,200	10,404	10,612	10,824	11,041	11,262	11,487	11,717
	APPROPRIATIONS		-	-	-	4,660,000	-	-	-	-	-	-	-
	ENDING BALANCE	4,087,538	4,087,538	4,187,538	4,197,538	(452,262)	(441,858)	(431,246)	(420,422)	(409,381)	(398,119)	(386,632)	(374,916)
PEG FEE	REVENUES	1,648,694		70,000	70,000	71,400	72,828	74,285	75,770	77,286	78,831	80,408	82,016
	APPROPRIATIONS		-	-	-	-	-	-	-	-	-	-	-
	ENDING BALANCE	1,648,694	1,648,694	1,718,694	1,788,694	1,860,094	1,932,922	2,007,207	2,082,977	2,160,262	2,239,094	2,319,502	2,401,518
SUBTOTAL	REVENUES	4,106,463	-	1,735,033	1,645,033	1,654,948	1,656,580	1,705,445	1,707,143	1,757,490	1,759,257	1,811,134	1,812,972
	APPROPRIATIONS		-	385,000	390,000	16,193,552	2,779,552	1,660,552	2,471,552	1,787,552	2,663,552	1,919,802	2,778,802
	ENDING BALANCE	4,106,463	4,106,463	5,456,496	6,711,529	(7,827,075)	(8,950,047)	(8,905,154)	(9,669,564)	(9,699,625)	(10,603,920)	(10,712,588)	(11,678,419)

FUNDING SOURCE SUMMARY TABLE

CITY OF DALY CITY

CIP PROPOSALS WORKBOOK - FUND BALANCES, FISCAL YEAR END

FUND SOURCE	TYPE	BEG. BALANCE	ADJUSTMENTS	2026E	2027E	2028E	2029E	2030E	2031E	2032E	2033E	2034E	2035E
<b>8-DEVELOPER FEE (FUND 220)</b>													
AB1600-FIRE	REVENUES	(566,662)		2,342	2,435	2,532	2,634	2,739	2,849	2,963	3,081	3,204	3,332
	APPROPRIATIONS		-	-	-	-	-	-	-	-	-	-	-
	ENDING BALANCE	(566,662)	(566,662)	(564,320)	(561,885)	(559,353)	(556,719)	(553,980)	(551,131)	(548,169)	(545,088)	(541,883)	(538,551)
AB1600-LIBRARY	REVENUES	502,510		9,648	10,034	10,435	10,853	11,287	11,738	12,208	12,696	13,204	13,732
	APPROPRIATIONS		-	-	-	-	-	-	-	-	-	-	-
	ENDING BALANCE	502,510	502,510	512,158	522,192	532,627	543,480	554,767	566,505	578,713	591,409	604,614	618,346
AB1600-POLICE	REVENUES	214,075		9,710	10,098	10,502	10,922	11,359	11,813	12,286	12,777	13,288	13,820
	APPROPRIATIONS		-	-	-	-	-	-	-	-	-	-	-
	ENDING BALANCE	214,075	214,075	223,785	233,883	244,385	255,307	266,666	278,479	290,765	303,542	316,830	330,650
AB1600-PARKS	REVENUES	(1,275,963)		12,865	13,379	13,914	14,471	15,050	15,652	16,278	16,929	17,606	18,310
	APPROPRIATIONS		-	-	-	-	-	-	-	-	-	-	-
	ENDING BALANCE	(1,275,963)	(1,275,963)	(1,263,098)	(1,249,719)	(1,235,805)	(1,221,334)	(1,206,285)	(1,190,633)	(1,174,355)	(1,157,427)	(1,139,821)	(1,121,511)
AB1600-TRANSPORTATION	REVENUES	354,025		18,651	19,397	20,173	20,980	21,819	22,692	23,599	24,543	25,525	26,546
	APPROPRIATIONS		-	-	-	-	-	-	-	-	-	-	-
	ENDING BALANCE	354,025	354,025	372,676	392,073	412,246	433,226	455,045	477,736	501,336	525,879	551,404	577,950
AB1600-STORMWATER	REVENUES	1,564,149		16,758	17,429	18,126	18,851	19,605	20,389	21,205	22,053	22,935	23,853
	APPROPRIATIONS		-	-	-	-	-	-	-	-	-	-	-
	ENDING BALANCE	1,564,149	1,564,149	1,580,907	1,598,336	1,616,462	1,635,313	1,654,919	1,675,308	1,696,513	1,718,566	1,741,502	1,765,355
AB1600-SEWER	REVENUES	61,090		10,000	10,400	10,816	11,249	11,699	12,167	12,653	13,159	13,686	14,233
	APPROPRIATIONS		-	-	-	-	-	-	-	-	-	-	-
	ENDING BALANCE	61,090	61,090	71,090	81,490	92,306	103,555	115,253	127,420	140,073	153,232	166,918	181,151
AB1600-WATER	REVENUES	353,393		7,172	7,459	7,757	8,068	8,390	8,726	9,075	9,438	9,816	10,208
	APPROPRIATIONS		-	-	-	-	-	-	-	-	-	-	-
	ENDING BALANCE	353,393	353,393	360,565	368,024	375,781	383,849	392,239	400,965	410,040	419,478	429,294	439,502
AB1600-ADMINISTRATION/CITYWIDE	REVENUES	61,069		3,754	3,904	4,060	4,223	4,391	4,567	4,750	4,940	5,137	5,343
	APPROPRIATIONS		-	-	-	-	-	-	-	-	-	-	-
	ENDING BALANCE	61,069	61,069	64,823	68,727	72,787	77,010	81,401	85,968	90,718	95,658	100,795	106,138
SUBTOTAL	REVENUES	1,267,686	-	90,900	94,535	98,316	102,249	106,339	110,593	115,016	119,617	124,402	129,378
	APPROPRIATIONS		-	-	-	-	-	-	-	-	-	-	-
	ENDING BALANCE	1,267,686	1,267,686	1,358,586	1,453,121	1,551,437	1,653,686	1,760,025	1,870,618	1,985,634	2,105,251	2,229,653	2,359,031
<b>9-ASSESSMENT DISTRICT</b>													
ASSESSMENT DISTRICT	REVENUES			-	-	-	-	-	-	-	-	-	-
	APPROPRIATIONS		-	-	-	-	-	-	-	-	-	-	-
	ENDING BALANCE												
<b>TOTAL - ALL FUNDS</b>													
	REVENUES	27,453,905	3,554,592	21,450,214	22,214,603	25,265,730	23,189,682	23,439,606	23,594,114	23,800,413	23,961,339	24,175,649	24,339,831
	APPROPRIATIONS	-	3,818,596	16,645,000	17,686,000	79,889,802	43,249,106	26,497,552	39,662,052	49,844,052	77,654,552	23,693,302	23,535,802
	ENDING BALANCE	27,453,905	27,189,901	8,623,810	13,152,413	(41,471,659)	(61,531,083)	(64,589,028)	(80,656,966)	(106,700,605)	(160,393,819)	(159,911,471)	(159,107,442)
<b>TOTAL EXPENDITURES FROM PROPOSED PROJECTS &gt;</b>													
DELTA S/B ZERO >			3,818,596	16,645,000	17,686,000	79,889,802	43,249,106	26,497,552	39,662,052	49,844,052	77,654,552	23,693,302	23,535,802
			0	0	0	0	0	0	0	0	0	0	0
WORKSHEET BALANCED?												YES	-

# PROJECT COST SUMMARY TABLE

PAGE #	PROJECT #	PROJECT NAME	PRIOR YEARS	ADJUSTMENTS	2026E	2027E	2028E	2029E	2030E	2031E	2032E	2033E	2034E	2035E	TOTAL
<b>BUILDINGS &amp; FACILITIES</b>															
G-1	33191300	ADA FACILITY UPGRADE (2022-23)	327,500	-	-	-	-	-	-	-	-	-	-	-	327,500
G-2	33187500	ADA FACILITY UPGRADE (2023-24)	1,155,000	-	-	-	-	-	-	-	-	-	-	-	1,155,000
G-3	33186800	ADA FACILITY UPGRADE (2025-26)	1,000,000	-	-	-	-	-	-	-	-	-	-	-	1,000,000
G-4	FUT	ADA FACILITY UPGRADE (2027-28)	-	-	-	-	1,169,500	-	-	-	-	-	-	-	1,169,500
G-5	FUT	ADA FACILITY UPGRADE (2028 AND BEYOND)	-	-	-	-	319,500	324,500	329,500	334,500	-	-	-	-	1,308,000
G-6	FUT	BAYSHORE COMMUNITY CENTER ROOF & HVAC REPLACEMENT	-	-	-	-	925,000	-	-	-	-	-	-	-	925,000
G-7	33193600	BAYSHORE PUBLIC WI-FI	590,000	-	-	-	-	-	-	-	-	-	-	-	590,000
G-8	33193900	CHILD CARE/EVENT CENTER	1,891,518	800,000	-	-	1,447,105	11,383,482	-	-	-	-	-	-	15,522,105
G-9	33152900	CITY FACILITIES - DEFERRED MAINTENANCE	125,000	-	-	-	75,000	75,000	75,000	75,000	75,000	75,000	75,000	75,000	725,000
G-10	33193000	CITY HALL HVAC SYSTEM REPLACEMENT	2,160,000	-	-	-	-	-	-	-	-	-	-	-	2,160,000
G-11	33157900	CITY HALL PARKING LOT EXPANSION	-	500,000	-	-	-	-	-	-	-	-	-	-	500,000
G-12	FUT	CITY HALL WAYFINDING PROJECT	-	-	-	-	105,000	-	-	-	-	-	-	-	105,000
G-13	FUT	CITY-WIDE FACILITY ACCESS CONTROL SYSTEM	-	-	-	-	75,000	50,000	50,000	50,000	50,000	-	-	-	275,000
G-14	33157000	CIVIC CENTER EAST	50,000	-	-	-	-	-	-	-	-	-	-	-	50,000
G-15	33151100	CIVIC CENTER EMERGENCY GENERATOR REPLACEMENT	603,000	-	-	-	-	-	-	-	-	-	-	-	603,000
G-16	33150500	CIVIC CENTER NORTH HVAC CONTROL MODERNIZATION	115,000	-	-	-	-	-	-	-	-	-	-	-	115,000
G-17	33192900	CIVIC CENTER NORTH HVAC SYSTEM REPLACEMENT	448,139	-	-	-	-	-	-	-	-	-	-	-	448,139
G-18	33190900	CIVIC CENTER NORTH TENANT IMPROVEMENTS	1,894,938	-	-	-	-	-	-	-	-	-	-	-	1,894,938
G-19	33151600	DALY CITY ENERGY STORAGE	1,000,000	-	-	-	-	-	-	-	-	-	-	-	1,000,000
G-20	FUT	DATUM UPGRADE AND BASEMAP UPDATE PROJECT	-	-	-	-	297,000	-	-	-	-	-	-	-	297,000
G-21	FUT	DOELGER ART CENTER DEFERRED MAINTENANCE	-	-	-	-	-	225,000	1,575,000	-	-	-	-	-	1,800,000
G-22	33193100	DOELGER ART CENTER HVAC SYSTEM AND ROOFING REPLACEMENT	1,181,500	-	-	-	-	-	-	-	-	-	-	-	1,181,500
G-23	FUT	DOELGER ART PLAYGROUND RENOVATION	-	-	-	-	100,000	-	-	-	-	-	-	-	100,000
G-24	33153900	FD BREAKROOM INSTALLATION	133,000	-	-	-	-	-	-	-	-	-	-	-	133,000
G-25	33156500	FIRE DEPARTMENT FACILITIES MASTER PLAN	100,000	-	-	-	-	-	-	-	-	-	-	-	100,000
G-26	FUT	FIRE STATION 91 BATHROOM REMODEL (DORM SIDE - ALL GENDER BATHROOMS)	-	-	-	-	40,000	200,000	-	-	-	-	-	-	240,000
G-27	33156400	FIRE STATION 91 DEFERRED MAINTENANCE	60,000	-	-	-	-	-	-	-	-	-	-	-	60,000
G-28	33189200	FIRE STATION 91 DRIVEWAY	100,000	-	-	-	-	-	-	-	-	-	-	-	100,000
G-29	FUT	FIRE STATION 91 TRAINING TOWER FIRE ESCAPE REPLACEMENT	-	-	-	-	80,000	-	-	-	-	-	-	-	80,000
G-30	FUT	FIRE STATION 93 DEFERRED MAINTENANCE	-	-	-	-	250,000	-	-	-	-	-	-	-	250,000
G-31	33189700	FIRE STATION 93 HVAC SYSTEM & ENERGY UPGRADES	577,500	-	-	-	-	-	-	-	-	-	-	-	577,500
G-32	FUT	FIRE STATION 94 CONCRETE DRIVEWAY REPAIR/IMPROVEMENTS	-	-	-	-	150,000	-	-	-	-	-	-	-	150,000
G-33	33153501	FIRE STATION 94 HVAC UPGRADE	300,000	-	-	-	-	-	-	-	-	-	-	-	300,000
G-34	33190500	FIRE STATION 94 SLEEPING QUARTERS UPGRADE	588,000	-	-	-	-	-	-	-	-	-	-	-	588,000
G-35	33190300	FIRE STATION 94 TWO-STORY TRAINING PROP	350,000	-	-	-	-	-	-	-	-	-	-	-	350,000
G-36	33190400	FIRE STATION 95 ABOVE GROUND DIESEL FUEL STORAGE AND DISPENS	90,000	100,000	-	-	-	-	-	-	-	-	-	-	190,000
G-37	FUT	FIRE STATION 95 BATHROOM REMODEL (ALL GENDER BATHROOMS)	-	-	-	-	40,000	400,000	-	-	-	-	-	-	440,000
G-38	33189000	FIRE STATION AUTOMATIC GATES AT STATIONS 91, 94 AND 95	150,000	-	-	-	150,000	-	-	-	-	-	-	-	300,000
G-39	33187600	IMAGINATION STATION PERGOLA REPAIR	57,500	-	-	-	-	-	-	-	-	-	-	-	57,500
G-40	FUT	LINCOLN COMMUNITY CENTER BUR ROOF & HVAC REPLACEMENT	-	-	-	-	387,500	-	-	-	-	-	-	-	387,500
G-41	33164600	MUSSEL ROCK TRANSFER STATION BUILDING MAINTENANCE	100,000	-	-	-	-	-	-	-	-	-	-	-	100,000
G-42	33192500	PARKING LOT IMPROVEMENTS (2021-22)	150,000	-	-	-	-	-	-	-	-	-	-	-	150,000
G-43	FUT	PARKING LOT IMPROVEMENTS (2028)	-	-	-	-	355,000	-	-	-	-	-	-	-	355,000
G-44	FUT	PARKING LOT IMPROVEMENTS (2029)	-	-	-	-	-	175,000	-	-	-	-	-	-	175,000
G-45	FUT	PARKING LOT IMPROVEMENTS (BEYOND 2029)	-	-	-	-	175,000	600,000	190,000	195,000	200,000	205,000	210,000	220,000	1,995,000
G-46	33180400	PARKING METER UPGRADING	-	-	500,000	500,000	-	-	-	-	-	-	-	-	1,000,000
G-47	33158800	PARKS/FLEET MAINTENANCE ROOF REPLACEMENT	660,000	-	-	-	-	-	-	-	-	-	-	-	660,000
G-48	33152400	PUBLIC WORKS CORPORATION YARD ADMIN. EXTERIOR WALL	125,000	-	-	-	-	-	-	-	-	-	-	-	125,000
G-49	33191200	SERRAMONTE LIBRARY ADA UPGRADES	275,000	-	-	-	-	-	-	-	-	-	-	-	275,000
G-50	33191100	SERRAMONTE LIBRARY ELEVATOR	1,675,000	-	-	-	-	-	-	-	-	-	-	-	1,675,000
G-51	33165300	SERRAMONTE LIBRARY ENERGY EFFICIENCY	700,000	-	-	-	-	-	-	-	-	-	-	-	700,000
G-52	33191000	SERRAMONTE LIBRARY HVAC UNIT(S) AND BUR REPLACEMENT	810,000	-	-	-	-	-	-	-	-	-	-	-	810,000
G-53	33152500	STREET MAINT. FACILITY EMERGENCY GENERATOR REPLACEMENT	80,000	-	-	-	-	-	-	-	-	-	-	-	80,000
G-54	33190200	TRAINING CENTER REMODEL IN STATION 94	1,019,000	-	-	-	-	-	-	-	-	-	-	-	1,019,000
G-55	33188500	WAR MEMORIAL COMMUNITY CENTER & JOHN DALY LIBRARY LED LIGHTI	100,000	-	-	-	-	-	-	-	-	-	-	-	100,000
G-56	33193200	WAR MEMORIAL COMMUNITY CENTER HVAC SYSTEM REPLACEMENT	457,000	-	-	-	-	-	-	-	-	-	-	-	457,000
<b>MUSSEL ROCK</b>															
G-57	33155400	MUSSEL ROCK LANDFILL DRAINAGE PIPE REPAIR/REPLACEMENT/MAINT	2,523,490	-	-	-	-	995,000	-	1,080,000	-	1,165,000	-	1,245,000	7,008,490
G-58	33154500	MUSSEL ROCK LANDFILL GABION WALL REPAIR/REPLACEMENT	1,095,000	-	-	-	-	995,000	-	1,080,000	-	1,165,000	-	1,295,000	5,630,000
G-59	33154700	MUSSEL ROCK LANDFILL SEAWALL REPAIR/REPLACEMENT	2,300,000	-	-	-	1,255,000	-	1,360,000	-	1,465,000	-	1,575,000	-	7,955,000
G-60	33154900	MUSSEL ROCK LANDFILL SITE MAINTENANCE	58,250	-	200,000	200,000	85,250	90,500	95,750	101,000	106,250	111,500	117,000	-	1,165,500
G-61	33154600	MUSSEL ROCK MISCELLANEOUS WASTE MITIGATION/STABILIZATION	5,050,000	-	-	-	10,000,000	-	-	-	-	-	-	-	15,050,000
G-62	33155000	MUSSEL ROCK SITE ROUTINE MONITORING	178,302	-	185,000	190,000	193,302	199,052	204,802	210,552	216,302	222,052	227,802	238,802	2,265,968
G-63	33155300	MUSSEL ROCK TRANSFER STATION DECOMMISSIONING	-	-	-	-	-	500,000	-	-	-	-	-	-	500,000

# PROJECT COST SUMMARY TABLE

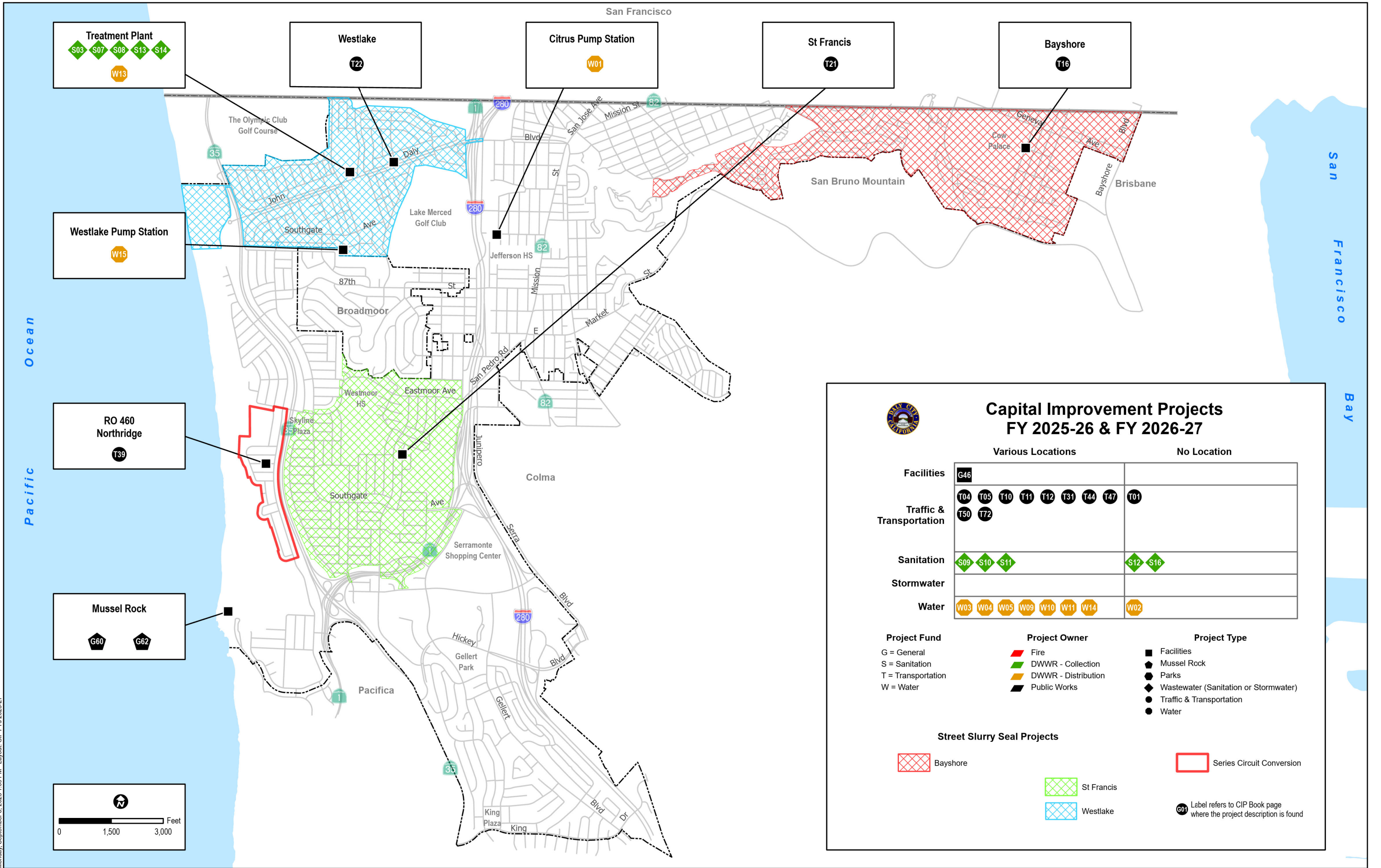
PAGE #	PROJECT #	PROJECT NAME	PRIOR YEARS	ADJUSTMENTS	2026E	2027E	2028E	2029E	2030E	2031E	2032E	2033E	2034E	2035E	TOTAL
<b>PARKS</b>															
G-64	33152700	BAYSHORE PARK REHABILITATION	650,000	-	-	-	4,660,000	-	-	-	-	-	-	-	5,310,000
G-65	FUT	CANTERBURY PARK RENOVATION	-	-	-	-	200,000	-	-	-	-	-	-	-	200,000
G-66	FUT	GELLERT PARK COVERED TRASH ENCLOSURE	-	-	-	-	157,500	-	-	-	-	-	-	-	157,500
G-67	FUT	GILBRECH PARK RENOVATION	-	-	-	-	225,000	-	-	-	-	-	-	-	225,000
G-68	33187800	HILLSIDE PARK IMPROVEMENTS	4,406,751	-	-	-	-	-	-	-	-	-	-	-	4,406,751
G-69	33177100	MISSION HILLS DOG PARK	85,000	-	-	-	950,000	-	-	-	-	-	-	-	1,035,000
G-70	FUT	MISSION HILLS PARK RENOVATION	-	-	-	-	-	1,595,000	-	-	-	-	-	-	1,595,000
G-71	FUT	NORTHBRIDGE PARK RENOVATION	-	-	-	-	-	985,000	-	-	-	-	-	-	985,000
G-72	33157400	PALISADES AND NORTHBRIDGE PARK FENCE REPLACEMENT	100,000	-	-	-	-	-	-	-	-	-	-	-	100,000
G-73	FUT	PALISADES PARK RENOVATION	-	-	-	-	-	-	-	-	1,460,000	-	-	-	1,460,000
G-74	33186700	WESTLAKE PARK COVERED MATERIAL STORAGE ENCLOSURE	90,000	-	-	-	-	-	-	-	-	-	-	-	90,000
G-75	FUT	WESTLAKE PARK COVERED TRASH ENCLOSURE	-	-	-	-	195,000	-	-	-	-	-	-	-	195,000
G-76	33158900	WESTLAKE PARK MASTER PLAN	150,000	-	-	-	-	-	-	-	-	-	-	-	150,000
G-77	33190100	WESTLAKE PARK SPORTS COURT RENOVATION	295,000	-	-	-	-	-	-	-	-	-	-	-	295,000
<b>STORMWATER</b>															
G-78	33191500	LAKE MERCED BLVD. STORM DRAIN LINE CLEANING	125,000	-	-	-	-	-	-	-	-	-	-	-	125,000
G-79	33193500	MISCELLANEOUS STORM DRAIN REHABILITATION AND REPLACEMENT	650,000	-	-	-	-	-	-	-	-	-	-	-	650,000
G-80	33154100	MOBILE CCTV STORM DRAIN INSPECTION UNIT	75,000	-	-	-	-	-	-	-	-	-	-	-	75,000
G-81	33191400	STORM DRAIN MASTER PLAN	494,876	-	-	-	-	-	-	-	-	-	-	-	494,876
<b>TRAFFIC/TRANSPORTATION</b>															
Miscellaneous															
T-1	21760900	COOPERATIVE PROJECT DEVELOPMENT	141,000	-	75,000	78,000	81,000	85,000	90,000	95,000	100,000	105,000	110,000	115,000	1,075,000
Annual ADA/Sidewalk Improvements															
T-2	21761400	ADA/SIDEWALK IMPROVEMENTS (2023-24)	152,000	-	-	-	-	-	-	-	-	-	-	-	152,000
T-3	21789400	ADA/SIDEWALK IMPROVEMENTS (2024-25)	157,000	-	-	-	-	-	-	-	-	-	-	-	157,000
T-4	21765600	ADA/SIDEWALK IMPROVEMENTS (2025-26)	-	-	162,000	-	-	-	-	-	-	-	-	-	162,000
T-5	21765700	ADA/SIDEWALK IMPROVEMENTS (2026-27)	-	-	-	167,000	-	-	-	-	-	-	-	-	167,000
T-6	FUT	ADA/SIDEWALK IMPROVEMENTS (BEYOND 2027)	-	-	-	-	172,000	177,000	182,000	187,000	192,000	197,000	202,000	207,000	1,516,000
Annual Pavement Rehabilitation															
T-7	21786400	SERRAMONTE BOULEVARD STREET RESURFACING	1,625,000	-	-	-	-	-	-	-	-	-	-	-	1,625,000
T-8	21787300	STREET RESURFACING (2023-24)	4,210,000	-	-	-	-	-	-	-	-	-	-	-	4,210,000
T-9	21758100	STREET RESURFACING (2024-25)	3,531,000	-	-	-	-	-	-	-	-	-	-	-	3,531,000
T-10	21787700	STREET RESURFACING (2025-26)	357,000	-	1,935,000	-	-	-	-	-	-	-	-	-	2,292,000
T-11	21759800	STREET RESURFACING (2026-27)	-	-	375,000	1,226,000	-	-	-	-	-	-	-	-	1,601,000
T-12	21759900	STREET RESURFACING (2027-28)	-	-	-	393,000	3,605,000	-	-	-	-	-	-	-	3,998,000
T-13	FUT	STREET RESURFACING (2028-29)	-	-	-	-	413,000	3,785,000	-	-	-	-	-	-	4,198,000
T-14	FUT	STREET RESURFACING (2029-30)	-	-	-	-	-	433,000	3,974,000	-	-	-	-	-	4,407,000
T-15	FUT	STREET RESURFACING (BEYOND 2030)	-	-	-	-	-	-	455,000	4,650,000	4,882,000	5,125,000	5,381,000	5,649,000	26,142,000
Annual Pavement Preventative Maintenance															
T-16	21763100	BAYSHORE STREET SLURRY SEAL	-	-	2,614,000	-	-	-	-	-	-	3,673,000	-	-	6,287,000
T-17	21764800	CROCKER/HILLSIDE STREET SLURRY SEAL	-	-	-	-	3,883,000	-	-	-	-	-	-	5,460,000	9,343,000
T-18	21764900	ORIGINAL DALY CITY/CIVIC CENTER STREET SLURRY SEAL	-	-	-	-	-	3,801,000	-	-	-	-	-	-	3,801,000
T-19	21761900	SERRAMONTE STREET SLURRY SEAL	-	-	-	-	-	-	3,964,000	-	-	-	-	-	3,964,000
T-20	21762000	SKYLINE STREET SLURRY SEAL	3,036,000	100,000	-	-	-	-	-	4,612,000	-	-	-	-	7,748,000
T-21	21762900	ST. FRANCIS HEIGHTS STREET SLURRY SEAL	-	-	-	4,200,000	-	-	-	-	-	-	4,360,000	-	8,560,000
T-22	21762100	WESTLAKE STREET SLURRY SEAL	2,586,000	-	1,129,000	-	-	-	-	-	3,635,000	-	-	-	7,350,000
Traffic Signals															
T-23	21792200	CLARINADA AVENUE/SR 1 ON/OFF RAMPS TRAFFIC SIGNAL INSTALLATI	60,412	-	-	-	135,000	704,588	-	-	-	-	-	-	900,000
T-24	21764200	CONTROLLER/BATTERY BACK UP SIGNAL	1,077,710	-	-	-	-	-	-	-	-	-	-	-	1,077,710
T-25	21764700	EMERGENCY VEHICLE PREEMPTION	495,000	-	-	-	-	-	-	-	-	-	-	-	495,000
T-26	FUT	GENEVA/BAYSHORE TRAFFIC SIGNAL MODIFICATION	-	-	-	-	-	-	-	-	1,095,000	-	-	-	1,095,000
T-27	21769100	LAKE MERCED BLVD LANE RECONFIGURATION AND BICYCLE LANE PROTE	525,000	-	-	-	-	-	-	-	-	-	-	-	525,000
T-28	21787400	LAKE MERCED BOULEVARD/SOUTHGATE AVENUE TRAFFIC SIGNAL INSTAL	750,000	-	-	-	-	-	-	-	-	-	-	-	750,000
T-29	21792000	SERRAMONTE BOULEVARD/SR 1 ON/OFF RAMPS TRAFFIC SIGNAL INSTAL	59,016	-	-	-	840,984	705,984	-	-	-	-	-	-	1,605,984
T-30	21791700	TRAFFIC SIGNAL INTERCONNECT INSTALLATION	101,976	-	-	-	-	-	-	-	-	-	-	-	101,976
T-31	21787200	TRAFFIC SIGNAL/STREETLIGHT IMPROVEMENTS	495,000	-	160,000	165,000	170,000	175,000	180,000	185,000	190,000	203,000	213,000	223,000	2,359,000
Street Lights															
T-32	21762800	GENEVA AVE STREETLIGHT INSTALLATION	552,500	-	-	-	-	-	-	-	-	-	-	-	552,500
T-33	21792100	RO 256 PALISADES STREETLIGHT CONVERSION	2,716,200	-	-	-	-	-	-	-	-	-	-	-	2,716,200
T-34	FUT	RO 405 ST. FRANCIS HEIGHTS STREETLIGHT CONVERSION	-	-	-	-	-	-	-	-	-	298,000	2,920,000	-	3,218,000
T-35	FUT	RO 406 ST. FRANCIS HEIGHTS STREETLIGHT CONVERSION	-	-	-	-	-	-	-	-	-	-	-	298,000	298,000
T-36	FUT	RO 408 SERRAMONTE STREETLIGHT CONVERSION	-	-	-	-	220,000	2,358,000	-	-	-	-	-	-	2,578,000
T-37	FUT	RO 411 SKYLINE STREETLIGHT CONVERSION	-	-	-	-	-	-	-	240,000	2,358,000	-	-	-	2,598,000

# PROJECT COST SUMMARY TABLE

PAGE #	PROJECT #	PROJECT NAME	PRIOR YEARS	ADJUSTMENTS	2026E	2027E	2028E	2029E	2030E	2031E	2032E	2033E	2034E	2035E	TOTAL
T-38	FUT	RO 450 WESTLAKE STREETLIGHT CONVERSION	-	-	-	-	-	225,000	2,658,000	-	-	-	-	-	2,883,000
T-39	21764500	RO 460 NORTHRIDGE STREETLIGHT CONVERSION	190,000	-	1,460,000	-	-	-	-	-	-	-	-	-	1,650,000
T-40	21767400	RO 572 CONVERSION	1,870,000	350,000	-	-	-	-	-	-	-	-	-	-	2,220,000
T-41	FUT	RO STREETLIGHT CONVERSION	-	-	-	-	-	-	-	-	-	-	-	-	-
Improvements															
T-42	21786900	ADA BARRIER REMOVAL (2022-23)	147,000	-	-	-	-	-	-	-	-	-	-	-	147,000
T-43	21785300	ADA BARRIER REMOVAL PROJECT (2024-25)	152,000	-	-	-	-	-	-	-	-	-	-	-	152,000
T-44	21765000	ADA BARRIER REMOVAL PROJECT (2026-27)	-	-	-	162,000	-	-	-	-	-	-	-	-	162,000
T-45	FUT	ADA BARRIER REMOVAL PROJECT (BEYOND 2028)	-	-	-	-	-	172,000	-	182,000	-	192,000	-	202,000	748,000
T-46	FUT	ADA FACILITY UPGRADE (2028 AND BEYOND)	-	-	-	-	167,500	170,000	172,500	175,000	177,500	180,000	182,500	185,000	1,410,000
T-47	21758700	BAYSHORE AND WOODROW WILSON SAFE ROUTES TO SCHOOL	-	-	-	405,000	2,990,661	-	-	-	-	-	-	-	3,395,661
T-48	21777000	C/CAG SMART CORRIDOR	5,800,000	1,038,596	-	-	-	-	-	-	-	-	-	-	6,838,596
T-49	FUT	CROCKER AVENUE SIDEWALK	-	-	-	-	-	-	-	-	-	5,530,000	-	-	5,530,000
T-50	21787000	CROSSWALK IMPROVEMENTS	375,000	-	-	200,000	-	205,000	-	210,000	-	218,000	-	223,000	1,431,000
T-51	48754800	DAISAKU IKEDA CANYON SITE MAINTENANCE (2018-19)	1,175,000	-	-	-	-	-	-	-	-	-	-	-	1,175,000
T-52	21764100	DALY CITY SAFE ROUTES TO SCHOOL	4,000,000	-	-	-	-	-	-	-	-	-	-	-	4,000,000
T-53	21764400	GENEVA AVE LANE SIGNS REPLACEMENT	-	-	-	-	335,000	-	-	-	-	-	-	-	335,000
T-54	21763000	GENEVA AVE UNDERGROUNDING PHASE 2	493,500	-	-	-	-	-	-	-	-	-	-	-	493,500
T-55	FUT	GENEVA AVENUE STREETScape	-	-	-	-	-	-	-	670,000	6,530,000	-	-	-	7,200,000
T-56	FUT	GREEN STREETS PROJECT (BEYOND 2028)	-	-	-	-	-	-	-	-	-	37,298,000	-	-	37,298,000
T-57	FUT	GREEN STREETS PROJECT MISSION STREET	-	-	-	-	-	-	-	-	-	11,267,000	-	-	11,267,000
T-58	21767300	GREEN STREETS PROJECT SERRAMONTE BLVD	1,700,000	-	-	-	-	-	-	-	-	-	-	-	1,700,000
T-59	FUT	HILLSIDE BLVD RECONSTRUCTION	-	-	-	-	-	-	-	-	2,295,000	-	-	-	2,295,000
T-60	FUT	I-280 IMPROVEMENTS NEAR D STREET EXIT	-	-	-	-	-	-	-	-	355,000	-	-	-	355,000
T-61	FUT	JOHN DALY BLVD/I-280 OVERPASS WIDENING/FOOT BRIDGE	-	-	-	-	-	-	2,832,000	16,700,000	-	-	-	-	19,532,000
T-62	FUT	JOHN DALY BLVD/RTE 35 BICYCLE ACCESS	-	-	-	-	-	-	-	-	-	2,525,000	-	-	2,525,000
T-63	21792700	JOHN DALY BLVD/SKYLINE BLVD INTERSECTION SAFETY IMPROVEMENTS	380,200	-	-	-	-	-	-	-	-	-	-	-	380,200
T-64	21721400	JOHN DALY BLVD/SKYLINE BLVD PEDESTRIAN CONNECTION	776,000	579,000	-	-	-	-	-	-	-	-	-	-	1,355,000
T-65	FUT	JOHN DALY OVERPASS BIKE/PED MASTER PLAN IMPROVEMENTS	-	-	-	-	-	-	-	-	2,647,000	-	-	-	2,647,000
T-66	FUT	JUNIPERO SERRA BLVD/D STREET IMPROVEMENTS	-	-	-	-	360,000	560,000	-	-	-	-	-	-	920,000
T-67	FUT	MISSION ST GRAND BOULEVARD	-	-	-	-	-	-	-	730,000	13,700,000	-	-	-	14,430,000
T-68	21767800	MISSION STREET STREETScape IMPROVEMENT	1,697,072	-	-	-	-	-	-	-	-	-	-	-	1,697,072
T-69	21781600	SANTA BARBARA AVE GREEN INFRASTRUCTURE	112,500	76,000	-	-	-	-	-	-	-	-	-	-	188,500
T-70	21781400	SANTA BARBARA AVE GREEN INFRASTRUCTURE PHASE 2	20,000	275,000	-	-	-	-	-	-	-	-	-	-	295,000
T-71	21769000	VISION ZERO DESIGN STANDARDS	75,000	-	-	-	-	-	-	-	-	-	-	-	75,000
T-72	21791600	VISION ZERO IMPROVEMENTS	190,000	-	200,000	-	205,000	-	210,000	-	215,000	-	220,000	-	1,240,000
T-73	21769700	WESTMOOR AVE AND WESTRIDGE AVE INTERSECTIONS QUICK BUILD	185,000	-	-	-	-	-	-	-	-	-	-	-	185,000
SANITATION															
S-1	48777900	2024-25 MRP TRASH CAPTURE	70,000	-	-	-	-	-	-	-	-	-	-	-	70,000
S-2	FUT	DIGESTER 2 CLEANING	-	-	-	-	600,000	-	-	-	-	-	-	-	600,000
S-3	48778000	HEADWORKS 1 FINE SCREEN REPLACEMENT	200,000	-	300,000	-	2,000,000	-	-	-	-	-	-	-	2,500,000
S-4	48771600	I-280 CROSSING SEWER MAIN IMPROVEMENTS	1,000,000	-	-	-	10,000,000	-	-	-	-	-	-	-	11,000,000
S-5	FUT	NEW EMERGENCY PLANT GENERATOR	-	-	-	-	-	3,000,000	-	-	-	-	-	-	3,000,000
S-6	FUT	PLANT COMPRESSOR REPLACEMENT	-	-	-	-	750,000	-	-	-	-	-	-	-	750,000
S-7	48780600	PLANT PROCESS IMPROVEMENTS	500,000	-	350,000	350,000	350,000	350,000	350,000	350,000	350,000	350,000	350,000	350,000	4,000,000
S-8	48780700	PLANT STRUCTURE IMPROVEMENTS	350,000	-	200,000	200,000	200,000	200,000	200,000	200,000	200,000	200,000	200,000	200,000	2,350,000
S-9	48761700	RESURFACE S/S STREETS	100,000	-	400,000	400,000	400,000	400,000	400,000	400,000	400,000	400,000	400,000	400,000	4,100,000
S-10	48780200	SEWER LIFT STATION REHAB/REPLACEMENT	400,000	-	250,000	250,000	250,000	250,000	250,000	250,000	250,000	250,000	250,000	250,000	2,900,000
S-11	48780100	SEWER MAIN REHABILITATION/IMPROVEMENTS	200,000	-	200,000	200,000	-	-	-	-	-	-	-	-	600,000
S-12	48794300	SSMP/MASTER PLAN - SYSTEM IMPROVEMENTS	200,000	-	2,500,000	2,500,000	2,500,000	2,500,000	2,500,000	2,500,000	2,500,000	2,500,000	2,500,000	2,500,000	25,200,000
S-13	48784700	TREATMENT PLANT AIR SCRUBBERS	100,000	-	300,000	300,000	-	-	-	-	-	-	-	-	700,000
S-14	48785800	TREATMENT PLANT ELECTRICAL UPGRADE	250,000	-	500,000	500,000	-	-	-	-	-	-	-	-	1,250,000
S-15	48784200	VISTA GRANDE DRAINAGE BASIN IMPROVEMENT PROJECT	595,174	-	-	-	3,500,000	3,500,000	3,500,000	3,500,000	3,500,000	3,500,000	3,500,000	3,500,000	28,595,174
S-16	48780300	WWR VEHICLE UPGRADES	40,000	-	50,000	-	-	-	-	-	-	-	-	-	90,000
WATER															
W-1	44177600	CITRUS PUMP STATION REPLACEMENT	3,197,500	-	-	2,000,000	12,000,000	-	-	-	-	-	-	-	17,197,500
W-2	44187900	EQUIPMENT - PICK UP TRUCK	50,000	-	50,000	50,000	-	-	-	-	-	-	-	-	150,000
W-3	44177200	HYDROPNEUMATIC TANK REPLACEMENTS	30,000	-	100,000	100,000	-	-	-	-	-	-	-	-	230,000
W-4	44175200	MAIN REHAB/IMPROVEMENTS	1,000,000	-	1,500,000	1,000,000	-	-	-	-	-	-	-	-	3,500,000
W-5	44170900	PRESSURE REDUCING VALVE REPLACEMENTS	100,000	-	100,000	100,000	-	-	-	-	-	-	-	-	300,000
W-6	44172200	RESERVOIR 3 REHABILITATION	450,000	-	-	-	-	-	-	-	-	-	-	-	450,000
W-7	44178800	RESERVOIR 7 REPLACEMENT	3,048,548	-	-	-	5,000,000	-	-	-	-	-	-	-	8,048,548
W-8	44171100	RESERVOIR 8 REHABILITATION	600,000	-	-	-	-	-	-	-	-	-	-	-	600,000
W-9	44173800	RESERVOIR FENCING	100,000	-	100,000	100,000	100,000	100,000	100,000	100,000	100,000	100,000	100,000	100,000	1,100,000

PROJECT COST SUMMARY TABLE

PAGE #	PROJECT #	PROJECT NAME	PRIOR YEARS	ADJUSTMENTS	2026E	2027E	2028E	2029E	2030E	2031E	2032E	2033E	2034E	2035E	TOTAL
W-10	44176600	SCADA SYSTEM UPGRADE	100,000	-	150,000	150,000	-	-	-	-	-	-	-	-	400,000
W-11	44161700	STREET RESURFACING WATER MAINS	50,000	-	200,000	200,000	200,000	200,000	200,000	200,000	200,000	200,000	200,000	200,000	2,050,000
W-12	FUT	VALE WELL REPLACEMENT	-	-	-	-	4,000,000	-	-	-	-	-	-	-	4,000,000
W-13	44170100	WATER PLANT IMPROVEMENTS	300,000	-	250,000	250,000	250,000	250,000	250,000	250,000	250,000	250,000	250,000	250,000	2,800,000
W-14	44172000	WELL REHABILITATION	150,000	-	150,000	150,000	150,000	150,000	150,000	150,000	150,000	150,000	150,000	150,000	1,650,000
W-15	44176700	WESTLAKE ELECTRICAL UPGRADE	-	-	-	1,000,000	-	-	-	-	-	-	-	-	1,000,000



## General Capital Improvement Program

The General Capital Improvement Program (CIP) is a strategic tool that guides Daly City in making informed budgeting decisions for major projects and capital investments. Aligned with the City's goals and available resources the CIP is developed through close collaboration among City departments. The CIP prioritizes the repair, preservation, and enhancement of public assets, including municipal buildings, parks, libraries, and police and fire stations. The program also supports Storm Drain System improvements and the ongoing maintenance of the closed Mussel Rock landfill site and transfer station.

The highest priority is to preserve and maintain existing facilities and assets, ensuring they remain safe and accessible to both the public and Daly City staff. As additional funding becomes available, the General Capital Program aims to expand or enhance facility capacity to support the City's growing population and address the evolving needs of Daly City residents.

### *Funding Sources*

The General Fund is the City's primary operating fund and supports essential City services such as public safety, parks, and library programs. The General Fund is funded through revenues from licenses and permits, fines, and investment earnings. When General Fund departments generate an operating budget surplus, a portion of those funds may be allocated to the Capital Improvement Program (CIP) budget.



**Fleet/Park Maintenance facility reroofing project. This project preserves a critical asset that supports the daily operations of multiple municipal departments. Completed FY2024/2025**

In addition to General Fund surpluses, grants, and reimbursements, projects may also be funded by developer impact fees collected to support the expansion or enhancement of facilities such as parks and libraries, which are essential for serving Daly City's growing population. Additionally, one-time Park-in-Lieu Fees paid by private developers are specifically designated to address parks and open space needs.

### *Overview of Projects*

While general capital funds remain limited, the Fiscal Years 2026 & 2027 General Capital Improvement Program (CIP) reflects the City's commitment to investing in essential infrastructure. Projects are carefully prioritized to support critical facility maintenance and rehabilitation, mission-driven improvements, energy efficiency upgrades, and compliance with important accessibility and safety standards.

Looking ahead, the City is excited to move forward with the construction of projects supported by one-time grants from the American Rescue Plan Act (ARPA), as well as State Library and State Park funding. The Fiscal Years 2026 & 2027 CIP highlights both the progress being made and the continued need for additional investment to address long-deferred maintenance across City facilities.

<b>33191300 - ADA FACILITY UPGRADE (2022-23)</b>
--

**PROJECT DESCRIPTION AND OPERATING IMPACT:**

The project will systematically remove barriers in City facilities identified by the City's ADA Self-Evaluation and Transition Plan. Work will include improvements to hand rails, signage, accessible pathways, doors, and other items identified by the Plan.

**PROJECT JUSTIFICATION:**

The Americans with Disabilities Act (ADA) requires the City to make programs, services and activities to all individuals and and to make reasonable modifications for that purpose.

33191300 - ADA FACILITY UPGRADE (2022-23)		< ENTER PROJECT NAME HERE												
		PRIOR YEARS	ADJUSTMENTS	2026E	2027E	2028E	2029E	2030E	2031E	2032E	2033E	2034E	2035E	TOTAL
PROJECT EXPENDITURES:														
1-DESIGN	22,000	-	-	-	-	-	-	-	-	-	-	-	-	22,000
IN-HOUSE SRV CHG DESIGN	20,000													
CONTRACTUAL SERVICES DESIGN														
ADMINISTRATION DESIGN	2,000													
2-CONSTRUCTION	305,500	-	-	-	-	-	-	-	-	-	-	-	-	305,500
IN-HOUSE SRV CHG CONSTRUCTION	20,000													
CONTRACTUAL SERVICES CONSTRUCTION	283,000													
ADMINISTRATION CONSTRUCTION	2,500													
3-EQUIPMENT	-	-	-	-	-	-	-	-	-	-	-	-	-	-
EQUIPMENT														
4-OTHER USES														-
TOTAL PROJECT EXPENDITURES	327,500	-	-	-	-	-	-	-	-	-	-	-	-	327,500
REVENUE SOURCES:														
GENERAL CIP FUND	327,500													327,500
														-
														-
														-
OTHER SOURCES														-
TOTAL PROJECT REVENUES	327,500	-	-	-	-	-	-	-	-	-	-	-	-	327,500
IMPACT ON OPERATING BUDGET														
PERSONNEL														-
OPERATING & MAINTENANCE														-
OTHER														-
TOTAL IMPACT ON OPERATING BUDGET		-	-	-	-	-	-	-	-	-	-	-	-	-

33187500 - ADA FACILITY UPGRADE (2023-24)

PROJECT DESCRIPTION AND OPERATING IMPACT:

The project will systematically remover barriers in City facilities identified by the City's ADA Self-Evaluation and Transition Plan. Work will include improvements to hand rails, signage, accessible pathways, and other items identified by the Plan.

PROJECT JUSTIFICATION:

The Americans with Disabilities Act (ADA) requires the City to make programs, services and activities to all individuals and and to make reasonable modifications for that purpose.

33187500 - ADA FACILITY UPGRADE (2023-24)

< ENTER PROJECT NAME HERE

	PRIOR YEARS	ADJUSTMENTS	2026E	2027E	2028E	2029E	2030E	2031E	2032E	2033E	2034E	2035E	TOTAL
PROJECT EXPENDITURES:													
1-DESIGN	172,000	-	-	-	-	-	-	-	-	-	-	-	172,000
IN-HOUSE SRV CHG DESIGN	20,000												
CONTRACTUAL SERVICES DESIGN	150,000												
ADMINISTRATION DESIGN	2,000												
2-CONSTRUCTION	983,000	-	-	-	-	-	-	-	-	-	-	-	983,000
IN-HOUSE SRV CHG CONSTRUCTION	20,000												
CONTRACTUAL SERVICES CONSTRUCTION	960,500												
ADMINISTRATION CONSTRUCTION	2,500												
3-EQUIPMENT	-	-	-	-	-	-	-	-	-	-	-	-	-
EQUIPMENT													
4-OTHER USES													
TOTAL PROJECT EXPENDITURES	1,155,000	-	-	-	-	-	-	-	-	-	-	-	1,155,000
REVENUE SOURCES:													
GENERAL CIP FUND	1,155,000												1,155,000
													-
													-
													-
OTHER SOURCES													-
TOTAL PROJECT REVENUES	1,155,000	-	-	-	-	-	-	-	-	-	-	-	1,155,000
IMPACT ON OPERATING BUDGET	PRIOR YEARS	ADJUSTMENTS	2026E	2027E	2028E	2029E	2030E	2031E	2032E	2033E	2034E	2035E	
PERSONNEL													-
OPERATING & MAINTENANCE													-
OTHER													-
TOTAL IMPACT ON OPERATING BUDGET													-
↑ INSERT ROWS ABOVE THIS LINE TO ACCOMMODATE ADDITIONAL PROPOSAL TEMPLATES ↑													↑ INSERT
TOTAL EXPENDITURES FROM ABOVE >	94,672,572	3,818,596	16,645,000	17,686,000	79,889,802	43,249,106	26,497,552	39,662,052	49,844,052	77,654,552	23,693,302	23,535,802	

**33186800 - ADA FACILITY UPGRADE (2025-26)****PROJECT DESCRIPTION AND OPERATING IMPACT:**

The project will systematically remove barriers in City facilities identified by the City's ADA Self-Evaluation and Transition Plan. Work will include improvements to hand rails, signage, accessible pathways, and other items identified by the Plan.

**PROJECT JUSTIFICATION:**

The Americans with Disabilities Act (ADA) requires the City to make programs, services and activities to all individuals and to make reasonable modifications for that purpose.

**33186800 - ADA FACILITY UPGRADE (2025-26)**

&lt; ENTER PROJECT NAME HERE

	PRIOR YEARS	ADJUSTMENTS	2026E	2027E	2028E	2029E	2030E	2031E	2032E	2033E	2034E	2035E	TOTAL
<b>PROJECT EXPENDITURES:</b>													
<b>1-DESIGN</b>	122,000	-	-	-	-	-	-	-	-	-	-	-	122,000
IN-HOUSE SRV CHG DESIGN	20,000												
CONTRACTUAL SERVICES DESIGN	100,000												
ADMINISTRATION DESIGN	2,000												
<b>2-CONSTRUCTION</b>	878,000	-	-	-	-	-	-	-	-	-	-	-	878,000
IN-HOUSE SRV CHG CONSTRUCTION	20,000												
CONTRACTUAL SERVICES CONSTRUCTION	855,500												
ADMINISTRATION CONSTRUCTION	2,500												
<b>3-EQUIPMENT</b>	-	-	-	-	-	-	-	-	-	-	-	-	-
EQUIPMENT													
<b>4-OTHER USES</b>	-	-	-	-	-	-	-	-	-	-	-	-	-
OTHER USES													
<b>TOTAL PROJECT EXPENDITURES</b>	<b>1,000,000</b>	-	-	-	-	-	-	-	-	-	-	-	<b>1,000,000</b>
<b>REVENUE SOURCES:</b>													
GENERAL CIP FUND	1,000,000												1,000,000
													-
													-
													-
<b>OTHER SOURCES</b>	-	-	-	-	-	-	-	-	-	-	-	-	-
<b>TOTAL PROJECT REVENUES</b>	<b>1,000,000</b>	-	-	-	-	-	-	-	-	-	-	-	<b>1,000,000</b>
<b>IMPACT ON OPERATING BUDGET</b>													
PERSONNEL													-
OPERATING & MAINTENANCE													-
OTHER													-
<b>TOTAL IMPACT ON OPERATING BUDGET</b>	-	-	-	-	-	-	-	-	-	-	-	-	-

## FUT - ADA FACILITY UPGRADE (2027-28)

### PROJECT DESCRIPTION AND OPERATING IMPACT:

The project will systematically remove barriers in City facilities identified by the City's ADA Self-Evaluation and Transition Plan. Work will include improvements to hand rails, signage, accessible pathways, and other items identified by the Plan.

### PROJECT JUSTIFICATION:

The Americans with Disabilities Act (ADA) requires the City to make programs, services and activities to all individuals and to make reasonable modifications for that purpose.

FUT - ADA FACILITY UPGRADE (2027-28)		< ENTER PROJECT NAME HERE											
	PRIOR YEARS	ADJUSTMENTS	2026E	2027E	2028E	2029E	2030E	2031E	2032E	2033E	2034E	2035E	TOTAL
<b>PROJECT EXPENDITURES:</b>													
<b>1-DESIGN</b>	-	-	-	-	172,000	-	-	-	-	-	-	-	172,000
IN-HOUSE SRV CHG DESIGN					20,000								
CONTRACTUAL SERVICES DESIGN					150,000								
ADMINISTRATION DESIGN					2,000								
<b>2-CONSTRUCTION</b>	-	-	-	-	997,500	-	-	-	-	-	-	-	997,500
IN-HOUSE SRV CHG CONSTRUCTION					20,000								
CONTRACTUAL SERVICES CONSTRUCTION					975,000								
ADMINISTRATION CONSTRUCTION					2,500								
<b>3-EQUIPMENT</b>	-	-	-	-	-	-	-	-	-	-	-	-	-
EQUIPMENT													
<b>4-OTHER USES</b>	-	-	-	-	-	-	-	-	-	-	-	-	-
<b>TOTAL PROJECT EXPENDITURES</b>	-	-	-	-	1,169,500	-	-	-	-	-	-	-	1,169,500
<b>REVENUE SOURCES:</b>													
GENERAL CIP FUND					1,169,500								1,169,500
													-
													-
													-
<b>OTHER SOURCES</b>	-	-	-	-	-	-	-	-	-	-	-	-	-
<b>TOTAL PROJECT REVENUES</b>	-	-	-	-	1,169,500	-	-	-	-	-	-	-	1,169,500
<b>IMPACT ON OPERATING BUDGET</b>													
PERSONNEL													-
OPERATING & MAINTENANCE													-
OTHER													-
<b>TOTAL IMPACT ON OPERATING BUDGET</b>	-	-	-	-	-	-	-	-	-	-	-	-	-

## FUT - ADA FACILITY UPGRADE (2028 AND BEYOND)

### PROJECT DESCRIPTION AND OPERATING IMPACT:

The project will systematically remove barriers in City facilities identified by the City's ADA Self-Evaluation and Transition Plan. Work will include improvements to hand rails, signage, accessible pathways, doors, and other items identified by the Plan.

### PROJECT JUSTIFICATION:

The Americans with Disabilities Act (ADA) requires the City to make programs, services and activities to all individuals and to make reasonable modifications for that purpose.

### FUT - ADA FACILITY UPGRADE (2028 AND BEYOND)

< ENTER PROJECT NAME HERE

	PRIOR YEARS	ADJUSTMENTS	2026E	2027E	2028E	2029E	2030E	2031E	2032E	2033E	2034E	2035E	TOTAL
<b>PROJECT EXPENDITURES:</b>													
<b>1-DESIGN</b>	-	-	-	-	22,000	22,000	22,000	22,000	22,000	22,000	22,000	22,000	176,000
IN-HOUSE SRV CHG DESIGN					20,000	20,000	20,000	20,000	20,000	20,000	20,000	20,000	
CONTRACTUAL SERVICES DESIGN													
ADMINISTRATION DESIGN					2,000	2,000	2,000	2,000	2,000	2,000	2,000	2,000	
<b>2-CONSTRUCTION</b>	-	-	-	-	145,500	148,000	150,500	153,000	155,500	158,000	160,500	163,000	1,234,000
IN-HOUSE SRV CHG CONSTRUCTION					20,000	20,000	20,000	20,000	20,000	20,000	20,000	20,000	
CONTRACTUAL SERVICES CONSTRUCTION					123,000	125,500	128,000	130,500	133,000	135,500	138,000	140,500	
ADMINISTRATION CONSTRUCTION					2,500	2,500	2,500	2,500	2,500	2,500	2,500	2,500	
<b>3-EQUIPMENT</b>	-	-	-	-	-	-	-	-	-	-	-	-	-
EQUIPMENT													
<b>4-OTHER USES</b>	-	-	-	-	-	-	-	-	-	-	-	-	-
<b>TOTAL PROJECT EXPENDITURES</b>	-	-	-	-	167,500	170,000	172,500	175,000	177,500	180,000	182,500	185,000	1,410,000
<b>REVENUE SOURCES:</b>													
GENERAL CIP FUND					167,500	170,000	172,500	175,000	177,500	180,000	182,500	185,000	1,410,000
													-
													-
													-
<b>OTHER SOURCES</b>	-	-	-	-	-	-	-	-	-	-	-	-	-
<b>TOTAL PROJECT REVENUES</b>	-	-	-	-	167,500	170,000	172,500	175,000	177,500	180,000	182,500	185,000	1,410,000
<b>IMPACT ON OPERATING BUDGET</b>													
PERSONNEL													-
OPERATING & MAINTENANCE													-
OTHER													-
<b>TOTAL IMPACT ON OPERATING BUDGET</b>	-	-	-	-	-	-	-	-	-	-	-	-	-

## FUT - BAYSHORE COMMUNITY CENTER ROOF & HVAC REPLACEMENT

### PROJECT DESCRIPTION AND OPERATING IMPACT:

Remove and replace BUR (built-up roofing) system.  
Remove and replace four HVAC roof top units and exterior air ducting.

### PROJECT JUSTIFICATION:

Roof and HVAC units (4) including exterior air ducting are at the end of their useful life.

### FUT - BAYSHORE COMMUNITY CENTER ROOF & HVAC REPLACEMENT < ENTER PROJECT NAME HERE

	PRIOR YEARS	ADJUSTMENTS	2026E	2027E	2028E	2029E	2030E	2031E	2032E	2033E	2034E	2035E	TOTAL
<b>PROJECT EXPENDITURES:</b>													
<b>1-DESIGN</b>	-	-	-	-	-	-	-	-	-	-	-	-	-
IN-HOUSE SRV CHG DESIGN													
CONTRACTUAL SERVICES DESIGN													
ADMINISTRATION DESIGN													
<b>2-CONSTRUCTION</b>	-	-	-	-	925,000	-	-	-	-	-	-	-	925,000
IN-HOUSE SRV CHG CONSTRUCTION													
CONTRACTUAL SERVICES CONSTRUCTION					925,000								
ADMINISTRATION CONSTRUCTION													
<b>3-EQUIPMENT</b>	-	-	-	-	-	-	-	-	-	-	-	-	-
EQUIPMENT													
<b>4-OTHER USES</b>	-	-	-	-	-	-	-	-	-	-	-	-	-
<b>TOTAL PROJECT EXPENDITURES</b>	-	-	-	-	925,000	-	-	-	-	-	-	-	925,000
<b>REVENUE SOURCES:</b>													
GENERAL CIP FUND					925,000								925,000
													-
													-
													-
<b>OTHER SOURCES</b>	-	-	-	-	-	-	-	-	-	-	-	-	-
<b>TOTAL PROJECT REVENUES</b>	-	-	-	-	925,000	-	-	-	-	-	-	-	925,000
<b>IMPACT ON OPERATING BUDGET</b>													
PERSONNEL													-
OPERATING & MAINTENANCE													-
OTHER													-
<b>TOTAL IMPACT ON OPERATING BUDGET</b>	-	-	-	-	-	-	-	-	-	-	-	-	-

33193600 - BAYSHORE PUBLIC WI-FI

PROJECT DESCRIPTION AND OPERATING IMPACT:

Install public wi-fi in the Bayshore neighborhood utilizing existing streetlights and city facilities

PROJECT JUSTIFICATION:

American Rescue Plan Act funds have been authorized for use to install public wi-fi in the Bayshore neighborhood

33193600 - BAYSHORE PUBLIC WI-FI	< ENTER PROJECT NAME HERE												
	PRIOR YEARS	ADJUSTMENTS	2026E	2027E	2028E	2029E	2030E	2031E	2032E	2033E	2034E	2035E	TOTAL

PROJECT EXPENDITURES:													
1-DESIGN	-	-	-	-	-	-	-	-	-	-	-	-	-
IN-HOUSE SRV CHG DESIGN													
CONTRACTUAL SERVICES DESIGN													
ADMINISTRATION DESIGN													
2-CONSTRUCTION	355,000	-	-	-	-	-	-	-	-	-	-	-	355,000
IN-HOUSE SRV CHG CONSTRUCTION	70,000												
CONTRACTUAL SERVICES CONSTRUCTION	285,000												
ADMINISTRATION CONSTRUCTION													
3-EQUIPMENT	235,000	-	-	-	-	-	-	-	-	-	-	-	235,000
EQUIPMENT	235,000												
4-OTHER USES													-
TOTAL PROJECT EXPENDITURES	590,000	-	-	-	-	-	-	-	-	-	-	-	590,000

REVENUE SOURCES:													
GRANT-FEDERAL	590,000												590,000
													-
													-
													-
OTHER SOURCES													-
TOTAL PROJECT REVENUES	590,000	-	-	-	-	-	-	-	-	-	-	-	590,000

IMPACT ON OPERATING BUDGET													
	PRIOR YEARS	ADJUSTMENTS	2026E	2027E	2028E	2029E	2030E	2031E	2032E	2033E	2034E	2035E	
PERSONNEL													-
OPERATING & MAINTENANCE													-
OTHER													-
TOTAL IMPACT ON OPERATING BUDGET	-	-	-	-	-	-	-	-	-	-	-	-	-

33193900 - CHILD CARE/EVENT CENTER

PROJECT DESCRIPTION AND OPERATING IMPACT:

The childcare/event center will provide a 6,000 s.f. infant /toddler center with 3000 Sf. of outdoor playspace on the ground floor. A 6,000 s.f. event center will be constructed on the 2nd floor.

PROJECT JUSTIFICATION:

The childcare center will address a critical shortage of childcare/early learning services available to lower income households. The event center will provide space for staff trainings and community events.

33193900 - CHILD CARE/EVENT CENTER	< ENTER PROJECT NAME HERE												
	PRIOR YEARS	ADJUSTMENTS	2026E	2027E	2028E	2029E	2030E	2031E	2032E	2033E	2034E	2035E	TOTAL

PROJECT EXPENDITURES:													
1-DESIGN	1,891,518	800,000	-	-	247,105	65,000	-	-	-	-	-	-	3,003,623
IN-HOUSE SRV CHG DESIGN					25,000	65,000							
CONTRACTUAL SERVICES DESIGN	1,000,000	800,000			222,105								
ADMINISTRATION DESIGN	891,518												
2-CONSTRUCTION	-	-	-	-	1,200,000	11,318,482	-	-	-	-	-	-	12,518,482
IN-HOUSE SRV CHG CONSTRUCTION					200,000	800,000							
CONTRACTUAL SERVICES CONSTRUCTION					1,000,000	10,518,482							
ADMINISTRATION CONSTRUCTION													
3-EQUIPMENT	-	-	-	-	-	-	-	-	-	-	-	-	-
EQUIPMENT													
4-OTHER USES													-
TOTAL PROJECT EXPENDITURES	1,891,518	800,000	-	-	1,447,105	11,383,482	-	-	-	-	-	-	15,522,105

REVENUE SOURCES:													
GRANT-FEDERAL	573,058												573,058
GRANT-FEDERAL		800,000											800,000
GENERAL CIP FUND	1,318,460				1,447,105	11,383,482							14,149,047
													-
													-
OTHER SOURCES													-
TOTAL PROJECT REVENUES	1,891,518	800,000	-	-	1,447,105	11,383,482	-	-	-	-	-	-	15,522,105

IMPACT ON OPERATING BUDGET													
	PRIOR YEARS	ADJUSTMENTS	2026E	2027E	2028E	2029E	2030E	2031E	2032E	2033E	2034E	2035E	
PERSONNEL													-
OPERATING & MAINTENANCE													-
OTHER													-
TOTAL IMPACT ON OPERATING BUDGET	-	-	-	-	-	-	-	-	-	-	-	-	-

## 33152900 - CITY FACILITIES - DEFERRED MAINTENANCE

### PROJECT DESCRIPTION AND OPERATING IMPACT:

This project will proactively address deferred facility maintenance items identified in the City's Facility Condition Assessment. By proactively addressing deferred facility maintenance issues and enhancing building infrastructure, the City will reduce the risk of costly emergency repairs, extend the lifespan of its assets, and improve operational efficiency.

### PROJECT JUSTIFICATION:

The maintenance and upkeep of City owned facilities are essential for ensuring their longevity, functionality, and safety. This project aims to systematically address deferred maintenance and capital replacement of building assets in City owned facilities to enhance their efficiency, safety, and overall quality.

### 33152900 - CITY FACILITIES - DEFERRED MAINTENANCE

< ENTER PROJECT NAME HERE

	PRIOR YEARS	ADJUSTMENTS	2026E	2027E	2028E	2029E	2030E	2031E	2032E	2033E	2034E	2035E	TOTAL
<b>PROJECT EXPENDITURES:</b>													
<b>1-DESIGN</b>	-	-	-	-	-	-	-	-	-	-	-	-	-
IN-HOUSE SRV CHG DESIGN													
CONTRACTUAL SERVICES DESIGN													
ADMINISTRATION DESIGN													
<b>2-CONSTRUCTION</b>	125,000	-	-	-	75,000	75,000	75,000	75,000	75,000	75,000	75,000	75,000	725,000
IN-HOUSE SRV CHG CONSTRUCTION													
CONTRACTUAL SERVICES CONSTRUCTION	125,000				75,000	75,000	75,000	75,000	75,000	75,000	75,000	75,000	
ADMINISTRATION CONSTRUCTION													
<b>3-EQUIPMENT</b>	-	-	-	-	-	-	-	-	-	-	-	-	-
EQUIPMENT													
<b>4-OTHER USES</b>													
<b>TOTAL PROJECT EXPENDITURES</b>	125,000	-	-	-	75,000	75,000	75,000	75,000	75,000	75,000	75,000	75,000	725,000
<b>REVENUE SOURCES:</b>													
GENERAL CIP FUND	125,000				75,000	75,000	75,000	75,000	75,000	75,000	75,000	75,000	725,000
													-
													-
													-
<b>OTHER SOURCES</b>													-
<b>TOTAL PROJECT REVENUES</b>	125,000	-	-	-	75,000	75,000	75,000	75,000	75,000	75,000	75,000	75,000	725,000
<b>IMPACT ON OPERATING BUDGET</b>													
PERSONNEL													-
OPERATING & MAINTENANCE													-
OTHER													-
<b>TOTAL IMPACT ON OPERATING BUDGET</b>	-	-	-	-	-	-	-	-	-	-	-	-	-

<b>33193000 - CITY HALL HVAC SYSTEM REPLACEMENT</b>
---

**PROJECT DESCRIPTION AND OPERATING IMPACT:**

The project will provide increased HVAC reliability for government continuity in the event of failure. Ventilation and air circulation improvements are needed.

**PROJECT JUSTIFICATION:**

City Hall HVAC units are at the end of their useful life.

**33193000 - CITY HALL HVAC SYSTEM REPLACEMENT**

< ENTER PROJECT NAME HERE

	PRIOR YEARS	ADJUSTMENTS	2026E	2027E	2028E	2029E	2030E	2031E	2032E	2033E	2034E	2035E	TOTAL
<b>PROJECT EXPENDITURES:</b>													
<b>1-DESIGN</b>	109,000	-	-	-	-	-	-	-	-	-	-	-	109,000
IN-HOUSE SRV CHG DESIGN	38,000												
CONTRACTUAL SERVICES DESIGN	68,000												
ADMINISTRATION DESIGN	3,000												
<b>2-CONSTRUCTION</b>	2,051,000	-	-	-	-	-	-	-	-	-	-	-	2,051,000
IN-HOUSE SRV CHG CONSTRUCTION	65,000												
CONTRACTUAL SERVICES CONSTRUCTION	1,983,000												
ADMINISTRATION CONSTRUCTION	3,000												
<b>3-EQUIPMENT</b>	-	-	-	-	-	-	-	-	-	-	-	-	-
EQUIPMENT													
<b>4-OTHER USES</b>	-	-	-	-	-	-	-	-	-	-	-	-	-
<b>TOTAL PROJECT EXPENDITURES</b>	2,160,000	-	-	-	-	-	-	-	-	-	-	-	2,160,000
<b>REVENUE SOURCES:</b>													
GRANT-FEDERAL	2,160,000												2,160,000
													-
													-
													-
<b>OTHER SOURCES</b>	-	-	-	-	-	-	-	-	-	-	-	-	-
<b>TOTAL PROJECT REVENUES</b>	2,160,000	-	-	-	-	-	-	-	-	-	-	-	2,160,000
<b>IMPACT ON OPERATING BUDGET</b>													
PERSONNEL													-
OPERATING & MAINTENANCE													-
OTHER													-
<b>TOTAL IMPACT ON OPERATING BUDGET</b>	-	-	-	-	-	-	-	-	-	-	-	-	-

<b>33157900 - CITY HALL PARKING LOT EXPANSION</b>
---

**PROJECT DESCRIPTION AND OPERATING IMPACT:**

Demolish building at 204 92nd Street, add new paving for parking lot expansion, and relocate generator.

**PROJECT JUSTIFICATION:**

Additional parking spaces are needed for the child care/event center.

33157900 - CITY HALL PARKING LOT EXPANSION		< ENTER PROJECT NAME HERE											
	PRIOR YEARS	ADJUSTMENTS	2026E	2027E	2028E	2029E	2030E	2031E	2032E	2033E	2034E	2035E	TOTAL
<b>PROJECT EXPENDITURES:</b>													
<b>1-DESIGN</b>	-	100,000	-	-	-	-	-	-	-	-	-	-	100,000
IN-HOUSE SRV CHG DESIGN		20,000											
CONTRACTUAL SERVICES DESIGN		80,000											
ADMINISTRATION DESIGN													
<b>2-CONSTRUCTION</b>	-	400,000	-	-	-	-	-	-	-	-	-	-	400,000
IN-HOUSE SRV CHG CONSTRUCTION													
CONTRACTUAL SERVICES CONSTRUCTION		400,000											
ADMINISTRATION CONSTRUCTION													
<b>3-EQUIPMENT</b>	-	-	-	-	-	-	-	-	-	-	-	-	-
EQUIPMENT													
<b>4-OTHER USES</b>													
<b>TOTAL PROJECT EXPENDITURES</b>	-	500,000	-	-	-	-	-	-	-	-	-	-	500,000
<b>REVENUE SOURCES:</b>													
GENERAL CIP FUND		500,000											500,000
													-
													-
													-
<b>OTHER SOURCES</b>													-
<b>TOTAL PROJECT REVENUES</b>	-	500,000	-	-	-	-	-	-	-	-	-	-	500,000
<b>IMPACT ON OPERATING BUDGET</b>													
PERSONNEL													-
OPERATING & MAINTENANCE													-
OTHER													-
<b>TOTAL IMPACT ON OPERATING BUDGET</b>	-	-	-	-	-	-	-	-	-	-	-	-	-

## FUT - CITY HALL WAYFINDING PROJECT

### PROJECT DESCRIPTION AND OPERATING IMPACT:

This project involves an update to the wayfinding signage around the City Hall building to standardize information that directs the public to City facilities. Electronic and touchless signage will be evaluated. Existing signs will be replaced or improved. The project will provide the City Hall building with a congruent set of wayfinding signs and information to better direct visitors and employees alike to their destinations. Signs will meet ADA requirements as required. Upon completion no additional maintenance costs are anticipated.

### PROJECT JUSTIFICATION:

The City Hall building includes various facilities, City departments, and public services over three different floors. As the various wayfinding signs around the building have been installed at separate times and maintain a variety of aesthetic looks, a standardized wayfinding project will better help direct visitors and employees alike. Many existing signs are laminated paper or printed paper, or do not meet ADA requirements, or both, and these will be upgraded to meet current needs and requirements.

FUT - CITY HALL WAYFINDING PROJECT		< ENTER PROJECT NAME HERE											
	PRIOR YEARS	ADJUSTMENTS	2026E	2027E	2028E	2029E	2030E	2031E	2032E	2033E	2034E	2035E	TOTAL
<b>PROJECT EXPENDITURES:</b>													
<b>1-DESIGN</b>	-	-	-	-	40,000	-	-	-	-	-	-	-	40,000
IN-HOUSE SRV CHG DESIGN					7,000								
CONTRACTUAL SERVICES DESIGN					30,000								
ADMINISTRATION DESIGN					3,000								
<b>2-CONSTRUCTION</b>	-	-	-	-	65,000	-	-	-	-	-	-	-	65,000
IN-HOUSE SRV CHG CONSTRUCTION					8,000								
CONTRACTUAL SERVICES CONSTRUCTION					54,000								
ADMINISTRATION CONSTRUCTION					3,000								
<b>3-EQUIPMENT</b>	-	-	-	-	-	-	-	-	-	-	-	-	-
EQUIPMENT													
<b>4-OTHER USES</b>	-	-	-	-	-	-	-	-	-	-	-	-	-
<b>TOTAL PROJECT EXPENDITURES</b>	-	-	-	-	105,000	-	-	-	-	-	-	-	105,000
<b>REVENUE SOURCES:</b>													
GENERAL CIP FUND					105,000								105,000
													-
													-
													-
<b>OTHER SOURCES</b>	-	-	-	-	-	-	-	-	-	-	-	-	-
<b>TOTAL PROJECT REVENUES</b>	-	-	-	-	105,000	-	-	-	-	-	-	-	105,000
<b>IMPACT ON OPERATING BUDGET</b>													
PERSONNEL													-
OPERATING & MAINTENANCE													-
OTHER													-
<b>TOTAL IMPACT ON OPERATING BUDGET</b>	-	-	-	-	-	-	-	-	-	-	-	-	-

## FUT - CITY-WIDE FACILITY ACCESS CONTROL SYSTEM

### PROJECT DESCRIPTION AND OPERATING IMPACT:

Install an advanced, wireless, keyless access control system within all City owned and operated facilities. First year cost include the purchase and installation of software and hardware equipment needed to operated the access control system.

### PROJECT JUSTIFICATION:

This project will allow remote access control to City facilities eliminating the need for City staff to travel to a facility to program access control within the access system. This project will simplify the security administration and substantially reduce staff time managing the access control system.

### FUT - CITY-WIDE FACILITY ACCESS CONTROL SYSTEM

< ENTER PROJECT NAME HERE

	PRIOR YEARS	ADJUSTMENTS	2026E	2027E	2028E	2029E	2030E	2031E	2032E	2033E	2034E	2035E	TOTAL
<b>PROJECT EXPENDITURES:</b>													
<b>1-DESIGN</b>	-	-	-	-	-	-	-	-	-	-	-	-	-
IN-HOUSE SRV CHG DESIGN													
CONTRACTUAL SERVICES DESIGN													
ADMINISTRATION DESIGN													
<b>2-CONSTRUCTION</b>	-	-	-	-	-	-	-	-	-	-	-	-	-
IN-HOUSE SRV CHG CONSTRUCTION													
CONTRACTUAL SERVICES CONSTRUCTION													
ADMINISTRATION CONSTRUCTION													
<b>3-EQUIPMENT</b>	-	-	-	-	75,000	50,000	50,000	50,000	50,000	-	-	-	275,000
EQUIPMENT					75,000	50,000	50,000	50,000	50,000				
<b>4-OTHER USES</b>													-
<b>TOTAL PROJECT EXPENDITURES</b>	-	-	-	-	75,000	50,000	50,000	50,000	50,000	-	-	-	275,000

### REVENUE SOURCES:

GENERAL CIP FUND					75,000	50,000	50,000	50,000	50,000				275,000
													-
													-
													-
<b>OTHER SOURCES</b>													-
<b>TOTAL PROJECT REVENUES</b>	-	-	-	-	75,000	50,000	50,000	50,000	50,000	-	-	-	275,000

IMPACT ON OPERATING BUDGET	PRIOR YEARS	ADJUSTMENTS	2026E	2027E	2028E	2029E	2030E	2031E	2032E	2033E	2034E	2035E	
PERSONNEL													-
OPERATING & MAINTENANCE													-
OTHER													-
<b>TOTAL IMPACT ON OPERATING BUDGET</b>	-	-	-	-	-	-	-	-	-	-	-	-	-

## 33157000 - CIVIC CENTER EAST

### PROJECT DESCRIPTION AND OPERATING IMPACT:

Feasibility Study for the parking lot to the right of the deli. Potential 2-story building

### PROJECT JUSTIFICATION:

### 33157000 - CIVIC CENTER EAST

< ENTER PROJECT NAME HERE

	PRIOR YEARS	ADJUSTMENTS	2026E	2027E	2028E	2029E	2030E	2031E	2032E	2033E	2034E	2035E	TOTAL
<b>PROJECT EXPENDITURES:</b>													
<b>1-DESIGN</b>	50,000	-	-	-	-	-	-	-	-	-	-	-	50,000
IN-HOUSE SRV CHG DESIGN													
CONTRACTUAL SERVICES DESIGN	50,000												
ADMINISTRATION DESIGN													
<b>2-CONSTRUCTION</b>	-	-	-	-	-	-	-	-	-	-	-	-	-
IN-HOUSE SRV CHG CONSTRUCTION													
CONTRACTUAL SERVICES CONSTRUCTION													
ADMINISTRATION CONSTRUCTION													
<b>3-EQUIPMENT</b>	-	-	-	-	-	-	-	-	-	-	-	-	-
EQUIPMENT													
<b>4-OTHER USES</b>													
<b>TOTAL PROJECT EXPENDITURES</b>	<b>50,000</b>	<b>-</b>	<b>-</b>	<b>-</b>	<b>-</b>	<b>-</b>	<b>-</b>	<b>-</b>	<b>-</b>	<b>-</b>	<b>-</b>	<b>-</b>	<b>50,000</b>

### REVENUE SOURCES:

GENERAL CIP FUND	50,000												50,000
													-
													-
													-
<b>OTHER SOURCES</b>													-
<b>TOTAL PROJECT REVENUES</b>	<b>50,000</b>	<b>-</b>	<b>-</b>	<b>-</b>	<b>-</b>	<b>-</b>	<b>-</b>	<b>-</b>	<b>-</b>	<b>-</b>	<b>-</b>	<b>-</b>	<b>50,000</b>

IMPACT ON OPERATING BUDGET	PRIOR YEARS	ADJUSTMENTS	2026E	2027E	2028E	2029E	2030E	2031E	2032E	2033E	2034E	2035E	
PERSONNEL													-
OPERATING & MAINTENANCE													-
OTHER													-
<b>TOTAL IMPACT ON OPERATING BUDGET</b>	<b>-</b>	<b>-</b>	<b>-</b>	<b>-</b>	<b>-</b>	<b>-</b>	<b>-</b>	<b>-</b>	<b>-</b>	<b>-</b>	<b>-</b>	<b>-</b>	<b>-</b>

### 33151100 - CIVIC CENTER EMERGENCY GENERATOR REPLACEMENT

#### PROJECT DESCRIPTION AND OPERATING IMPACT:

Emergency generator replacement project to evaluate if relocation of generator is warranted, complete electrical load analyses to determine the size of the generator, remove and replace/relocate the emergency generators and transfers switches, remove underground storage tank and associated equipment, remediate contaminated soil where the underground storage tank is located, if needed, and to complete stationary generator permitting through the Bay Area Air Quality Board. The project has a negative impact t the operating budget. Expenses related to the underground storage tank testing and monitoring would be eliminated.

#### PROJECT JUSTIFICATION:

Engaging in this project will ensure City Hall, including the Police Department, can remain operational and responsive during power outages. The emergency generator is at the end of the manufacturer's estimated useful life.

#### 33151100 - CIVIC CENTER EMERGENCY GENERATOR REPLACEMENT < ENTER PROJECT NAME HERE

	PRIOR YEARS	ADJUSTMENTS	2026E	2027E	2028E	2029E	2030E	2031E	2032E	2033E	2034E	2035E	TOTAL
<b>PROJECT EXPENDITURES:</b>													
<b>1-DESIGN</b>	<b>33,000</b>	-	-	-	-	-	-	-	-	-	-	-	<b>33,000</b>
IN-HOUSE SRV CHG DESIGN	10,000												
CONTRACTUAL SERVICES DESIGN	20,000												
ADMINISTRATION DESIGN	3,000												
<b>2-CONSTRUCTION</b>	<b>570,000</b>	-	-	-	-	-	-	-	-	-	-	-	<b>570,000</b>
IN-HOUSE SRV CHG CONSTRUCTION													
CONTRACTUAL SERVICES CONSTRUCTION	560,000												
ADMINISTRATION CONSTRUCTION	10,000												
<b>3-EQUIPMENT</b>	-	-	-	-	-	-	-	-	-	-	-	-	-
EQUIPMENT													
<b>4-OTHER USES</b>	-	-	-	-	-	-	-	-	-	-	-	-	-
<b>TOTAL PROJECT EXPENDITURES</b>	<b>603,000</b>	-	-	-	-	-	-	-	-	-	-	-	<b>603,000</b>
<b>REVENUE SOURCES:</b>													
GENERAL CIP FUND	270,000												270,000
CIVIC CENTER FUND	333,000												333,000
													-
													-
<b>OTHER SOURCES</b>	-	-	-	-	-	-	-	-	-	-	-	-	-
<b>TOTAL PROJECT REVENUES</b>	<b>603,000</b>	-	-	-	-	-	-	-	-	-	-	-	<b>603,000</b>
<b>IMPACT ON OPERATING BUDGET</b>													
PERSONNEL													-
OPERATING & MAINTENANCE													-
OTHER													-
<b>TOTAL IMPACT ON OPERATING BUDGET</b>	<b>-</b>	<b>-</b>	<b>-</b>	<b>-</b>	<b>-</b>	<b>-</b>	<b>-</b>	<b>-</b>	<b>-</b>	<b>-</b>	<b>-</b>	<b>-</b>	<b>-</b>

### 33150500 - CIVIC CENTER NORTH HVAC CONTROL MODERNIZATION

#### PROJECT DESCRIPTION AND OPERATING IMPACT:

Upgrade obsolete components, software, and hardware of existing Carrier HVAC controls. Perform pre- and post-air balance of the HVAC system. This project will create minimal impact to the operating budget. Increased costs will be for monthly internet service and static IP addresses.

#### PROJECT JUSTIFICATION:

Components, software, and hardware of the existing Carrier VAC controls are obsolete and no longer available.

#### 33150500 - CIVIC CENTER NORTH HVAC CONTROL MODERNIZATION < ENTER PROJECT NAME HERE

	PRIOR YEARS	ADJUSTMENTS	2026E	2027E	2028E	2029E	2030E	2031E	2032E	2033E	2034E	2035E	TOTAL
<b>PROJECT EXPENDITURES:</b>													
<b>1-DESIGN</b>	5,000	-	-	-	-	-	-	-	-	-	-	-	5,000
IN-HOUSE SRV CHG DESIGN													
CONTRACTUAL SERVICES DESIGN													
ADMINISTRATION DESIGN	5,000												
<b>2-CONSTRUCTION</b>	110,000	-	-	-	-	-	-	-	-	-	-	-	110,000
IN-HOUSE SRV CHG CONSTRUCTION													
CONTRACTUAL SERVICES CONSTRUCTION	110,000												
ADMINISTRATION CONSTRUCTION													
<b>3-EQUIPMENT</b>	-	-	-	-	-	-	-	-	-	-	-	-	-
EQUIPMENT													
<b>4-OTHER USES</b>													
<b>TOTAL PROJECT EXPENDITURES</b>	<b>115,000</b>	<b>-</b>	<b>-</b>	<b>-</b>	<b>-</b>	<b>-</b>	<b>-</b>	<b>-</b>	<b>-</b>	<b>-</b>	<b>-</b>	<b>-</b>	<b>115,000</b>

#### REVENUE SOURCES:

CIVIC CENTER FUND	115,000												115,000
													-
													-
													-
<b>OTHER SOURCES</b>													-
<b>TOTAL PROJECT REVENUES</b>	<b>115,000</b>	<b>-</b>	<b>-</b>	<b>-</b>	<b>-</b>	<b>-</b>	<b>-</b>	<b>-</b>	<b>-</b>	<b>-</b>	<b>-</b>	<b>-</b>	<b>115,000</b>

<b>IMPACT ON OPERATING BUDGET</b>	<b>PRIOR YEARS</b>	<b>ADJUSTMENTS</b>	<b>2026E</b>	<b>2027E</b>	<b>2028E</b>	<b>2029E</b>	<b>2030E</b>	<b>2031E</b>	<b>2032E</b>	<b>2033E</b>	<b>2034E</b>	<b>2035E</b>	
PERSONNEL													-
OPERATING & MAINTENANCE													-
OTHER													-
<b>TOTAL IMPACT ON OPERATING BUDGET</b>	<b>-</b>	<b>-</b>	<b>-</b>	<b>-</b>	<b>-</b>	<b>-</b>	<b>-</b>	<b>-</b>	<b>-</b>	<b>-</b>	<b>-</b>	<b>-</b>	<b>-</b>

33192900 - CIVIC CENTER NORTH HVAC SYSTEM REPLACEMENT													
<b>PROJECT DESCRIPTION AND OPERATING IMPACT:</b>													
The HVAC work will increase HVAC reliability for tenants and community partners using the building, and provide ventilation and air circulation improvements.													
<b>PROJECT JUSTIFICATION:</b>													
Civic Center North HVAC units are at the end of their useful life.													
33192900 - CIVIC CENTER NORTH HVAC SYSTEM REPLACEMENT < ENTER PROJECT NAME HERE													
	PRIOR YEARS	ADJUSTMENTS	2026E	2027E	2028E	2029E	2030E	2031E	2032E	2033E	2034E	2035E	TOTAL
<b>PROJECT EXPENDITURES:</b>													
<b>1-DESIGN</b>	22,000	-	-	-	-	-	-	-	-	-	-	-	22,000
IN-HOUSE SRV CHG DESIGN	5,000												
CONTRACTUAL SERVICES DESIGN	14,000												
ADMINISTRATION DESIGN	3,000												
<b>2-CONSTRUCTION</b>	426,139	-	-	-	-	-	-	-	-	-	-	-	426,139
IN-HOUSE SRV CHG CONSTRUCTION	5,000												
CONTRACTUAL SERVICES CONSTRUCTION	418,139												
ADMINISTRATION CONSTRUCTION	3,000												
<b>3-EQUIPMENT</b>	-	-	-	-	-	-	-	-	-	-	-	-	-
EQUIPMENT													
<b>4-OTHER USES</b>	-	-	-	-	-	-	-	-	-	-	-	-	-
<b>TOTAL PROJECT EXPENDITURES</b>	448,139	-	-	-	-	-	-	-	-	-	-	-	448,139
<b>REVENUE SOURCES:</b>													
GRANT-FEDERAL	240,000												240,000
GENERAL CIP FUND	208,139												208,139
													-
													-
													-
<b>OTHER SOURCES</b>	-	-	-	-	-	-	-	-	-	-	-	-	-
<b>TOTAL PROJECT REVENUES</b>	448,139	-	-	-	-	-	-	-	-	-	-	-	448,139
<b>IMPACT ON OPERATING BUDGET</b>													
PERSONNEL													-
OPERATING & MAINTENANCE													-
OTHER													-
<b>TOTAL IMPACT ON OPERATING BUDGET</b>	-	-	-	-	-	-	-	-	-	-	-	-	-

### 33190900 - CIVIC CENTER NORTH TENANT IMPROVEMENTS

#### PROJECT DESCRIPTION AND OPERATING IMPACT:

Construct tenant improvements to convert the unfinished portions of the first floor of Civic Center North into an office space for City use by the Human Resources Department. The project will include creation of an entryway, up to four offices, a conference room, a training room, restroom facilities, a kitchen area, and filing and copy areas. Relocation of the Human Resources Department from its existing leased office space would allow for a reduction in lease payments and would have minimal effect on ongoing maintenance costs. This project may be coordinated with the Civic Center North HVAC Control Project 31-313-505.

#### PROJECT JUSTIFICATION:

The City currently owns the Civic Center North building, and a portion of the building remains unfinished and underutilized. By improving this space and relocating the Human Resources Department, the department would be located closer to City Hall, within a City-owned facility, and would allow for a reduction in lease payment costs. The cost of the project is anticipated to be fully recovered by the reduction in lease payments within 15 years.

#### 33190900 - CIVIC CENTER NORTH TENANT IMPROVEMENTS

< ENTER PROJECT NAME HERE

	PRIOR YEARS	ADJUSTMENTS	2026E	2027E	2028E	2029E	2030E	2031E	2032E	2033E	2034E	2035E	TOTAL
<b>PROJECT EXPENDITURES:</b>													
<b>1-DESIGN</b>	167,000	-	-	-	-	-	-	-	-	-	-	-	167,000
IN-HOUSE SRV CHG DESIGN	32,000												
CONTRACTUAL SERVICES DESIGN	130,000												
ADMINISTRATION DESIGN	5,000												
<b>2-CONSTRUCTION</b>	1,727,938	-	-	-	-	-	-	-	-	-	-	-	1,727,938
IN-HOUSE SRV CHG CONSTRUCTION	62,000												
CONTRACTUAL SERVICES CONSTRUCTION	1,658,938												
ADMINISTRATION CONSTRUCTION	7,000												
<b>3-EQUIPMENT</b>	-	-	-	-	-	-	-	-	-	-	-	-	-
EQUIPMENT													
<b>4-OTHER USES</b>	-	-	-	-	-	-	-	-	-	-	-	-	-
OTHER USES													
<b>TOTAL PROJECT EXPENDITURES</b>	<b>1,894,938</b>	-	-	-	-	-	-	-	-	-	-	-	<b>1,894,938</b>

#### REVENUE SOURCES:

GENERAL CIP FUND	1,894,938												1,894,938
													-
													-
													-
<b>OTHER SOURCES</b>	-	-	-	-	-	-	-	-	-	-	-	-	-
<b>TOTAL PROJECT REVENUES</b>	<b>1,894,938</b>	-	-	-	-	-	-	-	-	-	-	-	<b>1,894,938</b>

<b>IMPACT ON OPERATING BUDGET</b>	<b>PRIOR YEARS</b>	<b>ADJUSTMENTS</b>	<b>2026E</b>	<b>2027E</b>	<b>2028E</b>	<b>2029E</b>	<b>2030E</b>	<b>2031E</b>	<b>2032E</b>	<b>2033E</b>	<b>2034E</b>	<b>2035E</b>	
PERSONNEL													-
OPERATING & MAINTENANCE													-
OTHER													-
<b>TOTAL IMPACT ON OPERATING BUDGET</b>	-	-	-	-	-	-	-	-	-	-	-	-	-

<b>33151600 - DALY CITY ENERGY STORAGE</b>
--

**PROJECT DESCRIPTION AND OPERATING IMPACT:**

The project will enhance power outage preparedness and help ensure power supply for City Hall and War Memorial Community Center.

**PROJECT JUSTIFICATION:**

Electricity cost could be lowered by storing energy during off-peak hours when electricity rates are lower and discharging it during peak hours when rates are higher.

33151600 - DALY CITY ENERGY STORAGE		< ENTER PROJECT NAME HERE												
		PRIOR YEARS	ADJUSTMENTS	2026E	2027E	2028E	2029E	2030E	2031E	2032E	2033E	2034E	2035E	TOTAL
PROJECT EXPENDITURES:														
1-DESIGN		50,000	-	-	-	-	-	-	-	-	-	-	-	50,000
IN-HOUSE SRV CHG DESIGN		30,000												
CONTRACTUAL SERVICES DESIGN		20,000												
ADMINISTRATION DESIGN														
2-CONSTRUCTION		950,000	-	-	-	-	-	-	-	-	-	-	-	950,000
IN-HOUSE SRV CHG CONSTRUCTION		100,000												
CONTRACTUAL SERVICES CONSTRUCTION		850,000												
ADMINISTRATION CONSTRUCTION														
3-EQUIPMENT		-	-	-	-	-	-	-	-	-	-	-	-	-
EQUIPMENT														
4-OTHER USES														
TOTAL PROJECT EXPENDITURES		1,000,000	-	-	-	-	-	-	-	-	-	-	-	1,000,000
REVENUE SOURCES:														
GRANT-LOCAL/STATE		1,000,000												1,000,000
OTHER SOURCES														
TOTAL PROJECT REVENUES		1,000,000	-	-	-	-	-	-	-	-	-	-	-	1,000,000
IMPACT ON OPERATING BUDGET														
PERSONNEL														-
OPERATING & MAINTENANCE														-
OTHER														-
TOTAL IMPACT ON OPERATING BUDGET		-	-	-	-	-	-	-	-	-	-	-	-	-

## FUT - DATUM UPGRADE AND BASEMAP UPDATE PROJECT

### PROJECT DESCRIPTION AND OPERATING IMPACT:

Survey monuments and benchmarks are placed to establish known elevations and reference points for land surveying purposes. Existing monuments typically reference a common national or regional datum elevation such as mean sea level, the base of a flagpole, or other common and semi-permanent elevations. This project will catalog existing survey monuments and benchmarks within the City and relate them to the new vertical control datum, North American-Pacific Geopotential Datum of 2022 (NAPGD2022), currently under development by the National Geodetic Survey and expected to be completed in 2022. Additionally, while these points are re-set as part of the project, construction damage or other changes to benchmark locations and elevations will be accounted for. Where sufficient monuments do not exist within the City, the project will install new monuments to facilitate future surveying work. The project will also include updating the electronic basemap for the City. These basemaps are used during design for various CIP projects.

### PROJECT JUSTIFICATION:

Currently there is not an exhaustive catalog of existing survey monuments and benchmarks within the City, and similarly there is no electronic database that relates elevations to a common elevation datum. Existing monuments and benchmarks within the City are scarce and located far apart causing surveyors to travel great lengths to find an established elevation point for use in a project. The Datum Upgrade Project will help both private and public surveys complete their work more quickly and reliably. The existing electronic basemaps were prepared in 1992 and do not reflect new streets and improvements constructed within the last 30 years.

FUT - DATUM UPGRADE AND BASEMAP UPDATE PROJECT		< ENTER PROJECT NAME HERE											
	PRIOR YEARS	ADJUSTMENTS	2026E	2027E	2028E	2029E	2030E	2031E	2032E	2033E	2034E	2035E	TOTAL
<b>PROJECT EXPENDITURES:</b>													
<b>1-DESIGN</b>	-	-	-	-	297,000	-	-	-	-	-	-	-	297,000
IN-HOUSE SRV CHG DESIGN					15,000								
CONTRACTUAL SERVICES DESIGN					280,000								
ADMINISTRATION DESIGN					2,000								
<b>2-CONSTRUCTION</b>	-	-	-	-	-	-	-	-	-	-	-	-	-
IN-HOUSE SRV CHG CONSTRUCTION													
CONTRACTUAL SERVICES CONSTRUCTION													
ADMINISTRATION CONSTRUCTION													
<b>3-EQUIPMENT</b>	-	-	-	-	-	-	-	-	-	-	-	-	-
EQUIPMENT													
<b>4-OTHER USES</b>	-	-	-	-	-	-	-	-	-	-	-	-	-
<b>TOTAL PROJECT EXPENDITURES</b>	-	-	-	-	297,000	-	-	-	-	-	-	-	297,000
<b>REVENUE SOURCES:</b>													
GENERAL CIP FUND					297,000								297,000
													-
													-
													-
<b>OTHER SOURCES</b>	-	-	-	-	-	-	-	-	-	-	-	-	-
<b>TOTAL PROJECT REVENUES</b>	-	-	-	-	297,000	-	-	-	-	-	-	-	297,000
<b>IMPACT ON OPERATING BUDGET</b>													
PERSONNEL													-
OPERATING & MAINTENANCE													-
OTHER													-
<b>TOTAL IMPACT ON OPERATING BUDGET</b>	-	-	-	-	-	-	-	-	-	-	-	-	-

## FUT - DOELGER ART CENTER DEFERRED MAINTENANCE

### PROJECT DESCRIPTION AND OPERATING IMPACT:

This project will proactively address deferred maintenance items identified in the Doelger Art Center Facility Condition Assessment. This project will reduce the risk of costly emergency repairs, extend the lifespan of its assets, improve safety and increase operational efficiency.

### PROJECT JUSTIFICATION:

The maintenance and upkeep to Doelger Art Center is crucial for preserving its longevity, functionality, and safety. This project focuses on systematically addressing deferred maintenance and capital replacement needs for Doelger Art Center assets, enhancing the efficiency, safety, and overall quality of the facility.

### FUT - DOELGER ART CENTER DEFERRED MAINTENANCE

< ENTER PROJECT NAME HERE

	PRIOR YEARS	ADJUSTMENTS	2026E	2027E	2028E	2029E	2030E	2031E	2032E	2033E	2034E	2035E	TOTAL
<b>PROJECT EXPENDITURES:</b>													
<b>1-DESIGN</b>	-	-	-	-	-	225,000	-	-	-	-	-	-	225,000
IN-HOUSE SRV CHG DESIGN						75,000							
CONTRACTUAL SERVICES DESIGN						150,000							
ADMINISTRATION DESIGN													
<b>2-CONSTRUCTION</b>	-	-	-	-	-	-	1,575,000	-	-	-	-	-	1,575,000
IN-HOUSE SRV CHG CONSTRUCTION							75,000						
CONTRACTUAL SERVICES CONSTRUCTION							1,500,000						
ADMINISTRATION CONSTRUCTION													
<b>3-EQUIPMENT</b>	-	-	-	-	-	-	-	-	-	-	-	-	-
EQUIPMENT													
<b>4-OTHER USES</b>	-	-	-	-	-	-	-	-	-	-	-	-	-
<b>TOTAL PROJECT EXPENDITURES</b>	-	-	-	-	-	225,000	1,575,000	-	-	-	-	-	1,800,000
<b>REVENUE SOURCES:</b>													
GENERAL CIP FUND						225,000	1,575,000						1,800,000
													-
													-
													-
<b>OTHER SOURCES</b>	-	-	-	-	-	-	-	-	-	-	-	-	-
<b>TOTAL PROJECT REVENUES</b>	-	-	-	-	-	225,000	1,575,000	-	-	-	-	-	1,800,000
<b>IMPACT ON OPERATING BUDGET</b>													
PERSONNEL													-
OPERATING & MAINTENANCE													-
OTHER													-
<b>TOTAL IMPACT ON OPERATING BUDGET</b>	-	-	-	-	-	-	-	-	-	-	-	-	-

<b>33193100 - DOELGER ART CENTER HVAC SYSTEM AND ROOFING REPLACEMENT</b>
--

**PROJECT DESCRIPTION AND OPERATING IMPACT:**

Replace gas furnace in each classroom. Furnaces are past their useful lives and parts are obsolete. Replace gas piping to furnaces. Significant HVAC work on the rooftop and associated work will cause the roof to need to be replaced as part of the work.

**PROJECT JUSTIFICATION:**

Doelger Art Center HVAC units are at the end of their useful life.

**33193100 - DOELGER ART CENTER HVAC SYSTEM AND ROOFING REPL < ENTER PROJECT NAME HERE**

	PRIOR YEARS	ADJUSTMENTS	2026E	2027E	2028E	2029E	2030E	2031E	2032E	2033E	2034E	2035E	TOTAL
<b>PROJECT EXPENDITURES:</b>													
<b>1-DESIGN</b>	156,000	-	-	-	-	-	-	-	-	-	-	-	156,000
IN-HOUSE SRV CHG DESIGN	17,000												
CONTRACTUAL SERVICES DESIGN	136,000												
ADMINISTRATION DESIGN	3,000												
<b>2-CONSTRUCTION</b>	1,025,500	-	-	-	-	-	-	-	-	-	-	-	1,025,500
IN-HOUSE SRV CHG CONSTRUCTION	31,000												
CONTRACTUAL SERVICES CONSTRUCTION	991,500												
ADMINISTRATION CONSTRUCTION	3,000												
<b>3-EQUIPMENT</b>	-	-	-	-	-	-	-	-	-	-	-	-	-
EQUIPMENT													
<b>4-OTHER USES</b>	-	-	-	-	-	-	-	-	-	-	-	-	-
<b>TOTAL PROJECT EXPENDITURES</b>	<b>1,181,500</b>	-	-	-	-	-	-	-	-	-	-	-	<b>1,181,500</b>

**REVENUE SOURCES:**

GRANT-FEDERAL	1,181,500												1,181,500
													-
													-
													-
<b>OTHER SOURCES</b>	-	-	-	-	-	-	-	-	-	-	-	-	-
<b>TOTAL PROJECT REVENUES</b>	<b>1,181,500</b>	-	-	-	-	-	-	-	-	-	-	-	<b>1,181,500</b>

IMPACT ON OPERATING BUDGET	PRIOR YEARS	ADJUSTMENTS	2026E	2027E	2028E	2029E	2030E	2031E	2032E	2033E	2034E	2035E	
PERSONNEL													-
OPERATING & MAINTENANCE													-
OTHER													-
<b>TOTAL IMPACT ON OPERATING BUDGET</b>	-	-	-	-	-	-	-	-	-	-	-	-	-

## FUT - DOELGER ART PLAYGROUND RENOVATION

### PROJECT DESCRIPTION AND OPERATING IMPACT:

This project focuses on the rehabilitation of a small park playground to enhance safety, functionality, and usability for the community. Improvements will include replacing aging play equipment, installing durable safety surfacing, and upgrading fencing. These upgrades aim to create a safe, enjoyable, and accessible space for children and families to enjoy for years to come.

### PROJECT JUSTIFICATION:

This project is crucial for preserving the longevity, functionality, and safety of the playground. This project focuses on replacement of obsolete playground equipment and addressing deferred maintenance, including fencing. This project will improve safety, and overall quality of the park.

### FUT - DOELGER ART PLAYGROUND RENOVATION

< ENTER PROJECT NAME HERE

	PRIOR YEARS	ADJUSTMENTS	2026E	2027E	2028E	2029E	2030E	2031E	2032E	2033E	2034E	2035E	TOTAL
<b>PROJECT EXPENDITURES:</b>													
<b>1-DESIGN</b>	-	-	-	-	-	-	-	-	-	-	-	-	-
IN-HOUSE SRV CHG DESIGN													
CONTRACTUAL SERVICES DESIGN													
ADMINISTRATION DESIGN													
<b>2-CONSTRUCTION</b>	-	-	-	-	100,000	-	-	-	-	-	-	-	100,000
IN-HOUSE SRV CHG CONSTRUCTION													
CONTRACTUAL SERVICES CONSTRUCTION					100,000								
ADMINISTRATION CONSTRUCTION													
<b>3-EQUIPMENT</b>	-	-	-	-	-	-	-	-	-	-	-	-	-
EQUIPMENT													
<b>4-OTHER USES</b>	-	-	-	-	-	-	-	-	-	-	-	-	-
<b>TOTAL PROJECT EXPENDITURES</b>	-	-	-	-	100,000	-	-	-	-	-	-	-	100,000
<b>REVENUE SOURCES:</b>													
GENERAL CIP FUND					100,000								100,000
													-
													-
													-
<b>OTHER SOURCES</b>	-	-	-	-	-	-	-	-	-	-	-	-	-
<b>TOTAL PROJECT REVENUES</b>	-	-	-	-	100,000	-	-	-	-	-	-	-	100,000
<b>IMPACT ON OPERATING BUDGET</b>													
PERSONNEL													-
OPERATING & MAINTENANCE													-
OTHER													-
<b>TOTAL IMPACT ON OPERATING BUDGET</b>	-	-	-	-	-	-	-	-	-	-	-	-	-

## 33153900 - FD BREAKROOM INSTALLATION

### PROJECT DESCRIPTION AND OPERATING IMPACT:

Construct Employee Break Room at Fire Station 94. Provide area for employees to take breaks and eat lunch.

31-313-359 FD Breakroom Installation, 31-313-535 Fire Station 94 HVAC Upgrade, 31-313-905 Fire Station 94 Sleeping Quarters Upgrade, 31-313-902 Training Center Remodel in Station 94, and any other improvements at FD Administration / Fire Station 94 will be coordinated.

### PROJECT JUSTIFICATION:

Fire Station 94 was constructed as a fire station with training rooms on the second floor; however, any future occupants or use of the building will require breakroom installation. A currently available room needs to be remodeled to serve as a lunch/breakroom with a sink and drain for food prep and hand washing. Additionally, cabinets are required for storage of supplies.

### 33153900 - FD BREAKROOM INSTALLATION

< ENTER PROJECT NAME HERE

	PRIOR YEARS	ADJUSTMENTS	2026E	2027E	2028E	2029E	2030E	2031E	2032E	2033E	2034E	2035E	TOTAL
<b>PROJECT EXPENDITURES:</b>													
<b>1-DESIGN</b>	30,000	-	-	-	-	-	-	-	-	-	-	-	30,000
IN-HOUSE SRV CHG DESIGN	5,000												
CONTRACTUAL SERVICES DESIGN													
ADMINISTRATION DESIGN	25,000												
<b>2-CONSTRUCTION</b>	103,000	-	-	-	-	-	-	-	-	-	-	-	103,000
IN-HOUSE SRV CHG CONSTRUCTION	10,000												
CONTRACTUAL SERVICES CONSTRUCTION	25,000												
ADMINISTRATION CONSTRUCTION	68,000												
<b>3-EQUIPMENT</b>	-	-	-	-	-	-	-	-	-	-	-	-	-
EQUIPMENT													
<b>4-OTHER USES</b>	-	-	-	-	-	-	-	-	-	-	-	-	-
<b>TOTAL PROJECT EXPENDITURES</b>	133,000	-	-	-	-	-	-	-	-	-	-	-	133,000

### REVENUE SOURCES:

GENERAL CIP FUND	133,000												133,000
													-
													-
													-
													-
<b>OTHER SOURCES</b>	-	-	-	-	-	-	-	-	-	-	-	-	-
<b>TOTAL PROJECT REVENUES</b>	133,000	-	-	-	-	-	-	-	-	-	-	-	133,000

IMPACT ON OPERATING BUDGET	PRIOR YEARS	ADJUSTMENTS	2026E	2027E	2028E	2029E	2030E	2031E	2032E	2033E	2034E	2035E	
PERSONNEL													-
OPERATING & MAINTENANCE													-
OTHER													-
<b>TOTAL IMPACT ON OPERATING BUDGET</b>	-	-	-	-	-	-	-	-	-	-	-	-	-

## 33156500 - FIRE DEPARTMENT FACILITIES MASTER PLAN

### PROJECT DESCRIPTION AND OPERATING IMPACT:

Prepare a master plan to identify current and future maintenance and improvement needs for the five Daly City fire stations.

### PROJECT JUSTIFICATION:

Fire stations have deferred maintenance that require addressing, and furthermore the needs of the City's fire department have changed since the initial construction of the stations.

### 33156500 - FIRE DEPARTMENT FACILITIES MASTER PLAN

< ENTER PROJECT NAME HERE

	PRIOR YEARS	ADJUSTMENTS	2026E	2027E	2028E	2029E	2030E	2031E	2032E	2033E	2034E	2035E	TOTAL
<b>PROJECT EXPENDITURES:</b>													
<b>1-DESIGN</b>	100,000	-	-	-	-	-	-	-	-	-	-	-	100,000
IN-HOUSE SRV CHG DESIGN													
CONTRACTUAL SERVICES DESIGN	100,000												
ADMINISTRATION DESIGN													
<b>2-CONSTRUCTION</b>	-	-	-	-	-	-	-	-	-	-	-	-	-
IN-HOUSE SRV CHG CONSTRUCTION													
CONTRACTUAL SERVICES CONSTRUCTION													
ADMINISTRATION CONSTRUCTION													
<b>3-EQUIPMENT</b>	-	-	-	-	-	-	-	-	-	-	-	-	-
EQUIPMENT													
<b>4-OTHER USES</b>													
<b>TOTAL PROJECT EXPENDITURES</b>	<b>100,000</b>	<b>-</b>	<b>-</b>	<b>-</b>	<b>-</b>	<b>-</b>	<b>-</b>	<b>-</b>	<b>-</b>	<b>-</b>	<b>-</b>	<b>-</b>	<b>100,000</b>
<b>REVENUE SOURCES:</b>													
GENERAL CIP FUND	100,000												100,000
													-
													-
													-
<b>OTHER SOURCES</b>													-
<b>TOTAL PROJECT REVENUES</b>	<b>100,000</b>	<b>-</b>	<b>-</b>	<b>-</b>	<b>-</b>	<b>-</b>	<b>-</b>	<b>-</b>	<b>-</b>	<b>-</b>	<b>-</b>	<b>-</b>	<b>100,000</b>
<b>IMPACT ON OPERATING BUDGET</b>													
PERSONNEL													-
OPERATING & MAINTENANCE													-
OTHER													-
<b>TOTAL IMPACT ON OPERATING BUDGET</b>	<b>-</b>	<b>-</b>	<b>-</b>	<b>-</b>	<b>-</b>	<b>-</b>	<b>-</b>	<b>-</b>	<b>-</b>	<b>-</b>	<b>-</b>	<b>-</b>	<b>-</b>

## FUT- FIRE STATION 91 BATHROOM REMODEL (DORM SIDE - ALL GENDER BATHROOMS)

### PROJECT DESCRIPTION AND OPERATING IMPACT:

The project is to remodel the current bathrooms on the dorm side to an all gender single person use bathrooms

### PROJECT JUSTIFICATION:

The current facilities were designed to allow for multiple individuals in a single gender bathroom and provides limited options for individuals of a different gender. The proposed project would better serve the needs of our diverse workforce and address gender equality concerns.

### FUT- FIRE STATION 91 BATHROOM REMODEL (DORM SIDE - ALL GENC < ENTER PROJECT NAME HERE

	PRIOR YEARS	ADJUSTMENTS	2026E	2027E	2028E	2029E	2030E	2031E	2032E	2033E	2034E	2035E	TOTAL
<b>PROJECT EXPENDITURES:</b>													
<b>1-DESIGN</b>	-	-	-	-	40,000	-	-	-	-	-	-	-	40,000
IN-HOUSE SRV CHG DESIGN													
CONTRACTUAL SERVICES DESIGN					40,000								
ADMINISTRATION DESIGN													
<b>2-CONSTRUCTION</b>	-	-	-	-	-	200,000	-	-	-	-	-	-	200,000
IN-HOUSE SRV CHG CONSTRUCTION													
CONTRACTUAL SERVICES CONSTRUCTION						200,000							
ADMINISTRATION CONSTRUCTION													
<b>3-EQUIPMENT</b>	-	-	-	-	-	-	-	-	-	-	-	-	-
EQUIPMENT													
<b>4-OTHER USES</b>	-	-	-	-	-	-	-	-	-	-	-	-	-
<b>TOTAL PROJECT EXPENDITURES</b>	-	-	-	-	40,000	200,000	-	-	-	-	-	-	240,000
<b>REVENUE SOURCES:</b>													
GENERAL CIP FUND					40,000	200,000							240,000
													-
													-
													-
<b>OTHER SOURCES</b>	-	-	-	-	-	-	-	-	-	-	-	-	-
<b>TOTAL PROJECT REVENUES</b>	-	-	-	-	40,000	200,000	-	-	-	-	-	-	240,000
<b>IMPACT ON OPERATING BUDGET</b>													
PERSONNEL													-
OPERATING & MAINTENANCE													-
OTHER													-
<b>TOTAL IMPACT ON OPERATING BUDGET</b>	-	-	-	-	-	-	-	-	-	-	-	-	-

### 33156400 - FIRE STATION 91 DEFERRED MAINTENANCE

#### PROJECT DESCRIPTION AND OPERATING IMPACT:

Miscellaneous deferred maintenance of Station 91 including for example the entry hall bathroom tiles, bathroom fixtures, interior carpeting, and other miscellaneous maintenance needs.

#### PROJECT JUSTIFICATION:

By addressing deferred maintenance, the potential for ongoing repair and maintenance costs should be reduced.

#### 33156400 - FIRE STATION 91 DEFERRED MAINTENANCE

< ENTER PROJECT NAME HERE

	PRIOR YEARS	ADJUSTMENTS	2026E	2027E	2028E	2029E	2030E	2031E	2032E	2033E	2034E	2035E	TOTAL
<b>PROJECT EXPENDITURES:</b>													
<b>1-DESIGN</b>	-	-	-	-	-	-	-	-	-	-	-	-	-
IN-HOUSE SRV CHG DESIGN													
CONTRACTUAL SERVICES DESIGN													
ADMINISTRATION DESIGN													
<b>2-CONSTRUCTION</b>	60,000	-	-	-	-	-	-	-	-	-	-	-	60,000
IN-HOUSE SRV CHG CONSTRUCTION													
CONTRACTUAL SERVICES CONSTRUCTION	60,000												
ADMINISTRATION CONSTRUCTION													
<b>3-EQUIPMENT</b>	-	-	-	-	-	-	-	-	-	-	-	-	-
EQUIPMENT													
<b>4-OTHER USES</b>													
<b>TOTAL PROJECT EXPENDITURES</b>	<b>60,000</b>	<b>-</b>	<b>-</b>	<b>-</b>	<b>-</b>	<b>-</b>	<b>-</b>	<b>-</b>	<b>-</b>	<b>-</b>	<b>-</b>	<b>-</b>	<b>60,000</b>

#### REVENUE SOURCES:

GENERAL CIP FUND	60,000												60,000
													-
													-
													-
<b>OTHER SOURCES</b>													-
<b>TOTAL PROJECT REVENUES</b>	<b>60,000</b>	<b>-</b>	<b>-</b>	<b>-</b>	<b>-</b>	<b>-</b>	<b>-</b>	<b>-</b>	<b>-</b>	<b>-</b>	<b>-</b>	<b>-</b>	<b>60,000</b>

<b>IMPACT ON OPERATING BUDGET</b>	<b>PRIOR YEARS</b>	<b>ADJUSTMENTS</b>	<b>2026E</b>	<b>2027E</b>	<b>2028E</b>	<b>2029E</b>	<b>2030E</b>	<b>2031E</b>	<b>2032E</b>	<b>2033E</b>	<b>2034E</b>	<b>2035E</b>	
PERSONNEL													-
OPERATING & MAINTENANCE													-
OTHER													-
<b>TOTAL IMPACT ON OPERATING BUDGET</b>	<b>-</b>	<b>-</b>	<b>-</b>	<b>-</b>	<b>-</b>	<b>-</b>	<b>-</b>	<b>-</b>	<b>-</b>	<b>-</b>	<b>-</b>	<b>-</b>	<b>-</b>

<b>33189200 - FIRE STATION 91 DRIVEWAY</b>
--

**PROJECT DESCRIPTION AND OPERATING IMPACT:**

Replacement of driving surface to the north driveway of Station 91.

**PROJECT JUSTIFICATION:**

The existing driveway is in poor condition caused by the neighboring tree roots. This project will be in conjunction with a future project of a covered parking area for vehicle storage on the same location.

33189200 - FIRE STATION 91 DRIVEWAY	< ENTER PROJECT NAME HERE												
	PRIOR YEARS	ADJUSTMENTS	2026E	2027E	2028E	2029E	2030E	2031E	2032E	2033E	2034E	2035E	TOTAL

**PROJECT EXPENDITURES:**

<b>1-DESIGN</b>	-	-	-	-	-	-	-	-	-	-	-	-	-
IN-HOUSE SRV CHG DESIGN													
CONTRACTUAL SERVICES DESIGN													
ADMINISTRATION DESIGN													
<b>2-CONSTRUCTION</b>	100,000	-	-	-	-	-	-	-	-	-	-	-	100,000
IN-HOUSE SRV CHG CONSTRUCTION													
CONTRACTUAL SERVICES CONSTRUCTION	100,000												
ADMINISTRATION CONSTRUCTION													
<b>3-EQUIPMENT</b>	-	-	-	-	-	-	-	-	-	-	-	-	-
EQUIPMENT													
<b>4-OTHER USES</b>													
<b>TOTAL PROJECT EXPENDITURES</b>	100,000	-	-	-	-	-	-	-	-	-	-	-	100,000

**REVENUE SOURCES:**

GENERAL CIP FUND	100,000												100,000
													-
													-
													-
<b>OTHER SOURCES</b>													-
<b>TOTAL PROJECT REVENUES</b>	100,000	-	-	-	-	-	-	-	-	-	-	-	100,000

IMPACT ON OPERATING BUDGET		PRIOR YEARS	ADJUSTMENTS	2026E	2027E	2028E	2029E	2030E	2031E	2032E	2033E	2034E	2035E
	PERSONNEL												-
	OPERATING & MAINTENANCE												-
	OTHER												-
<b>TOTAL IMPACT ON OPERATING BUDGET</b>		-	-	-	-	-	-	-	-	-	-	-	-

<b>FUT - FIRE STATION 91 TRAINING TOWER FIRE ESCAPE REPLACEMENT</b>
---

**PROJECT DESCRIPTION AND OPERATING IMPACT:**

--

**PROJECT JUSTIFICATION:**

The existing training tower fire escape has reached the end of it's useful life.

<b>FUT - FIRE STATION 91 TRAINING TOWER FIRE ESCAPE</b>	REPLACEMENT < ENTER PROJECT NAME HERE
---	---------------------------------------

	PRIOR YEARS	ADJUSTMENTS	2026E	2027E	2028E	2029E	2030E	2031E	2032E	2033E	2034E	2035E	TOTAL
<b>PROJECT EXPENDITURES:</b>													
<b>1-DESIGN</b>	-	-	-	-	-	-	-	-	-	-	-	-	-
IN-HOUSE SRV CHG DESIGN													
CONTRACTUAL SERVICES DESIGN													
ADMINISTRATION DESIGN													
<b>2-CONSTRUCTION</b>	-	-	-	-	80,000	-	-	-	-	-	-	-	80,000
IN-HOUSE SRV CHG CONSTRUCTION													
CONTRACTUAL SERVICES CONSTRUCTION					80,000								
ADMINISTRATION CONSTRUCTION													
<b>3-EQUIPMENT</b>	-	-	-	-	-	-	-	-	-	-	-	-	-
EQUIPMENT													
<b>4-OTHER USES</b>													-
<b>TOTAL PROJECT EXPENDITURES</b>	-	-	-	-	80,000	-	-	-	-	-	-	-	80,000

**REVENUE SOURCES:**

GENERAL CIP FUND					80,000								80,000
													-
													-
													-
													-
<b>OTHER SOURCES</b>													-
<b>TOTAL PROJECT REVENUES</b>	-	-	-	-	80,000	-	-	-	-	-	-	-	80,000

IMPACT ON OPERATING BUDGET		PRIOR YEARS	ADJUSTMENTS	2026E	2027E	2028E	2029E	2030E	2031E	2032E	2033E	2034E	2035E
	PERSONNEL												-
	OPERATING & MAINTENANCE												-
	OTHER												-
<b>TOTAL IMPACT ON OPERATING BUDGET</b>		-	-	-	-	-	-	-	-	-	-	-	-

## FUT - FIRE STATION 93 DEFERRED MAINTENANCE

### PROJECT DESCRIPTION AND OPERATING IMPACT:

This project will proactively address deferred maintenance items identified in the Fire Station 93 Facility Condition Assessment. This project will reduce the risk of costly emergency repairs, extend the lifespan of its assets, improve safety and increase operational efficiency.

### PROJECT JUSTIFICATION:

The maintenance and upkeep to Fire Station 93 is crucial for preserving it's longevity, functionality, and safety. This project focuses on systematically addressing deferred maintenance and capital replacement needs for Fire Station 93 assets, enhancing the efficiency, safety, and overall quality of the fire Station.

### FUT - FIRE STATION 93 DEFERRED MAINTENANCE

< ENTER PROJECT NAME HERE

	PRIOR YEARS	ADJUSTMENTS	2026E	2027E	2028E	2029E	2030E	2031E	2032E	2033E	2034E	2035E	TOTAL
<b>PROJECT EXPENDITURES:</b>													
<b>1-DESIGN</b>	-	-	-	-	250,000	-	-	-	-	-	-	-	250,000
IN-HOUSE SRV CHG DESIGN													
CONTRACTUAL SERVICES DESIGN					250,000								
ADMINISTRATION DESIGN													
<b>2-CONSTRUCTION</b>	-	-	-	-	-	-	-	-	-	-	-	-	-
IN-HOUSE SRV CHG CONSTRUCTION													
CONTRACTUAL SERVICES CONSTRUCTION													
ADMINISTRATION CONSTRUCTION													
<b>3-EQUIPMENT</b>	-	-	-	-	-	-	-	-	-	-	-	-	-
EQUIPMENT													
<b>4-OTHER USES</b>													
<b>TOTAL PROJECT EXPENDITURES</b>	-	-	-	-	250,000	-	-	-	-	-	-	-	250,000

### REVENUE SOURCES:

GENERAL CIP FUND					250,000								250,000
													-
													-
													-
<b>OTHER SOURCES</b>													-
<b>TOTAL PROJECT REVENUES</b>	-	-	-	-	250,000	-	-	-	-	-	-	-	250,000

IMPACT ON OPERATING BUDGET	PRIOR YEARS	ADJUSTMENTS	2026E	2027E	2028E	2029E	2030E	2031E	2032E	2033E	2034E	2035E	
PERSONNEL													-
OPERATING & MAINTENANCE													-
OTHER													-
<b>TOTAL IMPACT ON OPERATING BUDGET</b>	-	-	-	-	-	-	-	-	-	-	-	-	-

## 33189700 - FIRE STATION 93 HVAC SYSTEM & ENERGY UPGRADES

### PROJECT DESCRIPTION AND OPERATING IMPACT:

Request to rename the Fire Station 93 HVAC System project to Fire Station 93 HVAC System and Energy Upgrades project and also appropriate additional general fund in the amount of \$227,500 to the renamed Fire Station 93 HVAC System and Energy Upgrades project account.

### PROJECT JUSTIFICATION:

After reviewing the project, staff determined that additional energy upgrades need to be included.

### 33189700 - FIRE STATION 93 HVAC SYSTEM & ENERGY UPGRADES < ENTER PROJECT NAME HERE

	PRIOR YEARS	ADJUSTMENTS	2026E	2027E	2028E	2029E	2030E	2031E	2032E	2033E	2034E	2035E	TOTAL
<b>PROJECT EXPENDITURES:</b>													
<b>1-DESIGN</b>	1,100	-	-	-	-	-	-	-	-	-	-	-	1,100
IN-HOUSE SRV CHG DESIGN													
CONTRACTUAL SERVICES DESIGN													
ADMINISTRATION DESIGN	1,100												
<b>2-CONSTRUCTION</b>	576,400	-	-	-	-	-	-	-	-	-	-	-	576,400
IN-HOUSE SRV CHG CONSTRUCTION													
CONTRACTUAL SERVICES CONSTRUCTION	576,400												
ADMINISTRATION CONSTRUCTION													
<b>3-EQUIPMENT</b>	-	-	-	-	-	-	-	-	-	-	-	-	-
EQUIPMENT													
<b>4-OTHER USES</b>													
<b>TOTAL PROJECT EXPENDITURES</b>	577,500	-	-	-	-	-	-	-	-	-	-	-	577,500
<b>REVENUE SOURCES:</b>													
GENERAL CIP FUND	577,500												577,500
													-
													-
													-
													-
<b>OTHER SOURCES</b>													-
<b>TOTAL PROJECT REVENUES</b>	577,500	-	-	-	-	-	-	-	-	-	-	-	577,500
<b>IMPACT ON OPERATING BUDGET</b>													
PERSONNEL													-
OPERATING & MAINTENANCE													-
OTHER													-
<b>TOTAL IMPACT ON OPERATING BUDGET</b>	-	-	-	-	-	-	-	-	-	-	-	-	-

## FUT - FIRE STATION 94 CONCRETE DRIVEWAY REPAIR/IMPROVEMENTS

### PROJECT DESCRIPTION AND OPERATING IMPACT:

The project is to replace the cracked concrete on the north driveway. Additionally, the concrete would be expanded to include the grass areas on either side of the current apparatus driveway in front of the station.

### PROJECT JUSTIFICATION:

The current driveway is cracked and needs replacement to avoid potential injury claims. The expansion of the concrete is to facilitate parking needs at the facility. The facility is in the process of becoming a training center. The additional concrete can be used to park department vehicles in a location that will not interfere with the training and limit utilization of street parking in the residential area.

### FUT - FIRE STATION 94 CONCRETE DRIVEWAY REPAIR/IMPROVEMENTS

	PRIOR YEARS	ADJUSTMENTS	2026E	2027E	2028E	2029E	2030E	2031E	2032E	2033E	2034E	2035E	TOTAL
<b>PROJECT EXPENDITURES:</b>													
<b>1-DESIGN</b>	-	-	-	-	-	-	-	-	-	-	-	-	-
IN-HOUSE SRV CHG DESIGN													
CONTRACTUAL SERVICES DESIGN													
ADMINISTRATION DESIGN													
<b>2-CONSTRUCTION</b>	-	-	-	-	150,000	-	-	-	-	-	-	-	150,000
IN-HOUSE SRV CHG CONSTRUCTION													
CONTRACTUAL SERVICES CONSTRUCTION					150,000								
ADMINISTRATION CONSTRUCTION													
<b>3-EQUIPMENT</b>	-	-	-	-	-	-	-	-	-	-	-	-	-
EQUIPMENT													
<b>4-OTHER USES</b>	-	-	-	-	-	-	-	-	-	-	-	-	-
<b>TOTAL PROJECT EXPENDITURES</b>	-	-	-	-	150,000	-	-	-	-	-	-	-	150,000
<b>REVENUE SOURCES:</b>													
GENERAL CIP FUND					150,000								150,000
													-
													-
													-
<b>OTHER SOURCES</b>	-	-	-	-	-	-	-	-	-	-	-	-	-
<b>TOTAL PROJECT REVENUES</b>	-	-	-	-	150,000	-	-	-	-	-	-	-	150,000
<b>IMPACT ON OPERATING BUDGET</b>													
PERSONNEL													-
OPERATING & MAINTENANCE													-
OTHER													-
<b>TOTAL IMPACT ON OPERATING BUDGET</b>	-	-	-	-	-	-	-	-	-	-	-	-	-

## 33153501 - FIRE STATION 94 HVAC UPGRADE

### PROJECT DESCRIPTION AND OPERATING IMPACT:

Installation of a new Heating, Ventilation and Air Conditioning (HVAC) system at Fire Department Administration Facilities at 10 Wembley Drive, Daly City. Installation of the HVAC system will comply with current building codes, Title 24, provide cooling operations, and provide increased energy efficiency.

31-313-359 FD Breakroom Installation, 31-313-535 Fire Station 94 HVAC Upgrade, 31-313-905 Fire Station 94 Sleeping Quarters Upgrade, 31-313-902 Training Center Remodel in Station 94, and any other improvements at FD Administration / Fire Station 94 will be coordinated.

### PROJECT JUSTIFICATION:

Fire Station 94 was constructed as a fire station with training rooms on the second floor; however, any future occupants or use of the building will require the HVAC project. No affordable alternative is available. Therefore, the HVAC needs to be upgraded to ensure energy efficiency, adequate ventilation, heating, and cooling for personnel utilizing the facilities.

### 33153501 - FIRE STATION 94 HVAC UPGRADE

< ENTER PROJECT NAME HERE

	PRIOR YEARS	ADJUSTMENTS	2026E	2027E	2028E	2029E	2030E	2031E	2032E	2033E	2034E	2035E	TOTAL
<b>PROJECT EXPENDITURES:</b>													
<b>1-DESIGN</b>	65,000	-	-	-	-	-	-	-	-	-	-	-	65,000
IN-HOUSE SRV CHG DESIGN	10,000												
CONTRACTUAL SERVICES DESIGN	50,000												
ADMINISTRATION DESIGN	5,000												
<b>2-CONSTRUCTION</b>	235,000	-	-	-	-	-	-	-	-	-	-	-	235,000
IN-HOUSE SRV CHG CONSTRUCTION	20,000												
CONTRACTUAL SERVICES CONSTRUCTION	210,000												
ADMINISTRATION CONSTRUCTION	5,000												
<b>3-EQUIPMENT</b>	-	-	-	-	-	-	-	-	-	-	-	-	-
EQUIPMENT													
<b>4-OTHER USES</b>	-	-	-	-	-	-	-	-	-	-	-	-	-
OTHER USES													
<b>TOTAL PROJECT EXPENDITURES</b>	<b>300,000</b>	<b>-</b>	<b>-</b>	<b>-</b>	<b>-</b>	<b>-</b>	<b>-</b>	<b>-</b>	<b>-</b>	<b>-</b>	<b>-</b>	<b>-</b>	<b>300,000</b>

### REVENUE SOURCES:

GENERAL CIP FUND	300,000												300,000
													-
													-
													-
													-
<b>OTHER SOURCES</b>	-	-	-	-	-	-	-	-	-	-	-	-	-
<b>TOTAL PROJECT REVENUES</b>	<b>300,000</b>	<b>-</b>	<b>-</b>	<b>-</b>	<b>-</b>	<b>-</b>	<b>-</b>	<b>-</b>	<b>-</b>	<b>-</b>	<b>-</b>	<b>-</b>	<b>300,000</b>

IMPACT ON OPERATING BUDGET	PRIOR YEARS	ADJUSTMENTS	2026E	2027E	2028E	2029E	2030E	2031E	2032E	2033E	2034E	2035E	
PERSONNEL													-
OPERATING & MAINTENANCE													-
OTHER													-
<b>TOTAL IMPACT ON OPERATING BUDGET</b>	<b>-</b>	<b>-</b>	<b>-</b>	<b>-</b>	<b>-</b>	<b>-</b>	<b>-</b>	<b>-</b>	<b>-</b>	<b>-</b>	<b>-</b>	<b>-</b>	<b>-</b>

## 33190500 - FIRE STATION 94 SLEEPING QUARTERS UPGRADE

### PROJECT DESCRIPTION AND OPERATING IMPACT:

The project will renovate the existing dormitory style sleeping quarters to shared rooms at Fire Station 94. The improvements will include installing partition walls, and adding electrical and HVAC systems. Replace carpet flooring throughout. 31-313-359 FD Breakroom Installation, 31-313-535 Fire Station 94 HVAC Upgrade, 31-313-905 Fire Station 94 Sleeping Quarters Upgrade, 31-313-902 Training Center Remodel in Station 94, and any other improvements at FD Administration / Fire Station 94 will be coordinated.

### PROJECT JUSTIFICATION:

The shared rooms allow firefighters to receive higher-quality sleep, as the firefighters are less likely to wake up due to noise and the rooms can be customizable and climate-controlled.

### 33190500 - FIRE STATION 94 SLEEPING QUARTERS UPGRADE < ENTER PROJECT NAME HERE

	PRIOR YEARS	ADJUSTMENTS	2026E	2027E	2028E	2029E	2030E	2031E	2032E	2033E	2034E	2035E	TOTAL
<b>PROJECT EXPENDITURES:</b>													
<b>1-DESIGN</b>	136,000	-	-	-	-	-	-	-	-	-	-	-	136,000
IN-HOUSE SRV CHG DESIGN	30,000												
CONTRACTUAL SERVICES DESIGN	100,000												
ADMINISTRATION DESIGN	6,000												
<b>2-CONSTRUCTION</b>	452,000	-	-	-	-	-	-	-	-	-	-	-	452,000
IN-HOUSE SRV CHG CONSTRUCTION	40,000												
CONTRACTUAL SERVICES CONSTRUCTION	405,000												
ADMINISTRATION CONSTRUCTION	7,000												
<b>3-EQUIPMENT</b>	-	-	-	-	-	-	-	-	-	-	-	-	-
EQUIPMENT													
<b>4-OTHER USES</b>	-	-	-	-	-	-	-	-	-	-	-	-	-
OTHER USES													
<b>TOTAL PROJECT EXPENDITURES</b>	<b>588,000</b>	-	-	-	-	-	-	-	-	-	-	-	<b>588,000</b>

### REVENUE SOURCES:

GENERAL CIP FUND	588,000												588,000
													-
													-
													-
<b>OTHER SOURCES</b>	-	-	-	-	-	-	-	-	-	-	-	-	-
<b>TOTAL PROJECT REVENUES</b>	<b>588,000</b>	-	-	-	-	-	-	-	-	-	-	-	<b>588,000</b>

IMPACT ON OPERATING BUDGET	PRIOR YEARS	ADJUSTMENTS	2026E	2027E	2028E	2029E	2030E	2031E	2032E	2033E	2034E	2035E	
PERSONNEL													-
OPERATING & MAINTENANCE													-
OTHER													-
<b>TOTAL IMPACT ON OPERATING BUDGET</b>	-	-	-	-	-	-	-	-	-	-	-	-	-

<b>33190300 - FIRE STATION 94 TWO-STORY TRAINING PROP</b>
---

**PROJECT DESCRIPTION AND OPERATING IMPACT:**

--

**PROJECT JUSTIFICATION:**

--

<b>33190300 - FIRE STATION 94 TWO-STORY TRAINING PROP</b>	<i>&lt; ENTER PROJECT NAME HERE</i>
---	-------------------------------------

	PRIOR YEARS	ADJUSTMENTS	2026E	2027E	2028E	2029E	2030E	2031E	2032E	2033E	2034E	2035E	TOTAL
<b>PROJECT EXPENDITURES:</b>													
<b>1-DESIGN</b>	-	-	-	-	-	-	-	-	-	-	-	-	-
IN-HOUSE SRV CHG DESIGN													
CONTRACTUAL SERVICES DESIGN													
ADMINISTRATION DESIGN													
<b>2-CONSTRUCTION</b>	350,000	-	-	-	-	-	-	-	-	-	-	-	350,000
IN-HOUSE SRV CHG CONSTRUCTION													
CONTRACTUAL SERVICES CONSTRUCTION	350,000												
ADMINISTRATION CONSTRUCTION													
<b>3-EQUIPMENT</b>	-	-	-	-	-	-	-	-	-	-	-	-	-
EQUIPMENT													
<b>4-OTHER USES</b>													-
<b>TOTAL PROJECT EXPENDITURES</b>	350,000	-	-	-	-	-	-	-	-	-	-	-	350,000

**REVENUE SOURCES:**

GENERAL CIP FUND	350,000												350,000
													-
													-
													-

**OTHER SOURCES**

<b>TOTAL PROJECT REVENUES</b>	350,000	-	-	-	-	-	-	-	-	-	-	-	350,000
-------------------------------	---------	---	---	---	---	---	---	---	---	---	---	---	---------

IMPACT ON OPERATING BUDGET	PRIOR YEARS	ADJUSTMENTS	2026E	2027E	2028E	2029E	2030E	2031E	2032E	2033E	2034E	2035E	
PERSONNEL													-
OPERATING & MAINTENANCE													-
OTHER													-
<b>TOTAL IMPACT ON OPERATING BUDGET</b>	-	-	-	-	-	-	-	-	-	-	-	-	-

**33190400 - FIRE STATION 95 ABOVE GROUND DIESEL FUEL STORAGE AND DISPENS****PROJECT DESCRIPTION AND OPERATING IMPACT:**

Replace the 500 gallon diesel fuel storage tank. Replace electrical service to the fuel dispensing unit. Project includes San Mateo County permitting fees and disposal of the existing ConVault tank.

**PROJECT JUSTIFICATION:**

The tank is showing signs of deterioration. The tank inspection tube has deteriorated beyond repair. The underground electrical conduit from the building to the fuel dispensing unit is deteriorated beyond repair and requires replacement as part of this project. Recommendation from the City's fuel contractor is to replace existing unit due to its condition.

**33190400 - FIRE STATION 95 ABOVE GROUND DIESEL FUEL STORAGE / < ENTER PROJECT NAME HERE**

	PRIOR YEARS	ADJUSTMENTS	2026E	2027E	2028E	2029E	2030E	2031E	2032E	2033E	2034E	2035E	TOTAL
<b>PROJECT EXPENDITURES:</b>													
<b>1-DESIGN</b>	-	-	-	-	-	-	-	-	-	-	-	-	-
IN-HOUSE SRV CHG DESIGN													
CONTRACTUAL SERVICES DESIGN													
ADMINISTRATION DESIGN													
<b>2-CONSTRUCTION</b>	90,000	100,000	-	-	-	-	-	-	-	-	-	-	190,000
IN-HOUSE SRV CHG CONSTRUCTION													
CONTRACTUAL SERVICES CONSTRUCTION	90,000	100,000											
ADMINISTRATION CONSTRUCTION													
<b>3-EQUIPMENT</b>	-	-	-	-	-	-	-	-	-	-	-	-	-
EQUIPMENT													
<b>4-OTHER USES</b>													-
<b>TOTAL PROJECT EXPENDITURES</b>	<b>90,000</b>	<b>100,000</b>	<b>-</b>	<b>-</b>	<b>-</b>	<b>-</b>	<b>-</b>	<b>-</b>	<b>-</b>	<b>-</b>	<b>-</b>	<b>-</b>	<b>190,000</b>

**REVENUE SOURCES:**

GENERAL CIP FUND	90,000	100,000											190,000
													-
													-
													-
													-
<b>OTHER SOURCES</b>													-
<b>TOTAL PROJECT REVENUES</b>	<b>90,000</b>	<b>100,000</b>	<b>-</b>	<b>-</b>	<b>-</b>	<b>-</b>	<b>-</b>	<b>-</b>	<b>-</b>	<b>-</b>	<b>-</b>	<b>-</b>	<b>190,000</b>

IMPACT ON OPERATING BUDGET	PRIOR YEARS	ADJUSTMENTS	2026E	2027E	2028E	2029E	2030E	2031E	2032E	2033E	2034E	2035E	
PERSONNEL													-
OPERATING & MAINTENANCE													-
OTHER													-
<b>TOTAL IMPACT ON OPERATING BUDGET</b>	<b>-</b>	<b>-</b>	<b>-</b>	<b>-</b>	<b>-</b>	<b>-</b>	<b>-</b>	<b>-</b>	<b>-</b>	<b>-</b>	<b>-</b>	<b>-</b>	<b>-</b>

FUT - FIRE STATION 95 BATHROOM REMODEL (ALL GENDER BATHROOMS)													
<b>PROJECT DESCRIPTION AND OPERATING IMPACT:</b>													
The project is to remodel the current bathrooms on the dorm side to all gender single person use bathrooms													
<b>PROJECT JUSTIFICATION:</b>													
The current facilities were designed to allow for multiple individuals in a single gender bathroom and provides limited options for individuals of a different gender. The proposed project would better serve the needs of our diverse workforce and address gender equality concerns.													
<b>FUT - FIRE STATION 95 BATHROOM REMODEL (ALL GENDER BATHROOMS) &lt; ENTER PROJECT NAME HERE</b>													
	PRIOR YEARS	ADJUSTMENTS	2026E	2027E	2028E	2029E	2030E	2031E	2032E	2033E	2034E	2035E	TOTAL
<b>PROJECT EXPENDITURES:</b>													
<b>1-DESIGN</b>	-	-	-	-	40,000	400,000	-	-	-	-	-	-	440,000
IN-HOUSE SRV CHG DESIGN													
CONTRACTUAL SERVICES DESIGN					40,000	400,000							
ADMINISTRATION DESIGN													
<b>2-CONSTRUCTION</b>	-	-	-	-	-	-	-	-	-	-	-	-	-
IN-HOUSE SRV CHG CONSTRUCTION													
CONTRACTUAL SERVICES CONSTRUCTION													
ADMINISTRATION CONSTRUCTION													
<b>3-EQUIPMENT</b>	-	-	-	-	-	-	-	-	-	-	-	-	-
EQUIPMENT													
<b>4-OTHER USES</b>	-	-	-	-	-	-	-	-	-	-	-	-	-
<b>TOTAL PROJECT EXPENDITURES</b>	-	-	-	-	40,000	400,000	-	-	-	-	-	-	440,000
<b>REVENUE SOURCES:</b>													
GENERAL CIP FUND					40,000	400,000							440,000
													-
													-
													-
<b>OTHER SOURCES</b>	-	-	-	-	-	-	-	-	-	-	-	-	-
<b>TOTAL PROJECT REVENUES</b>	-	-	-	-	40,000	400,000	-	-	-	-	-	-	440,000
<b>IMPACT ON OPERATING BUDGET</b>													
PERSONNEL													-
OPERATING & MAINTENANCE													-
OTHER													-
<b>TOTAL IMPACT ON OPERATING BUDGET</b>	-	-	-	-	-	-	-	-	-	-	-	-	-

### 33189000 - FIRE STATION AUTOMATIC GATES AT STATIONS 91, 94 AND 95

#### PROJECT DESCRIPTION AND OPERATING IMPACT:

31-313-890-Fire Station Automatic Gates at Stations 91, 94, and 95.

#### PROJECT JUSTIFICATION:

Replace older current gates with automatic gates to provide enhanced security to the fire station and the parking area's behind the station which include fire department vehicles and personal vehicles of the employees working at that station.

#### 33189000 - FIRE STATION AUTOMATIC GATES AT STATIONS 91, 94 AN < ENTER PROJECT NAME HERE

	PRIOR YEARS	ADJUSTMENTS	2026E	2027E	2028E	2029E	2030E	2031E	2032E	2033E	2034E	2035E	TOTAL
<b>PROJECT EXPENDITURES:</b>													
<b>1-DESIGN</b>	-	-	-	-	-	-	-	-	-	-	-	-	-
IN-HOUSE SRV CHG DESIGN													
CONTRACTUAL SERVICES DESIGN													
ADMINISTRATION DESIGN													
<b>2-CONSTRUCTION</b>	150,000	-	-	-	150,000	-	-	-	-	-	-	-	300,000
IN-HOUSE SRV CHG CONSTRUCTION													
CONTRACTUAL SERVICES CONSTRUCTION	150,000				150,000								
ADMINISTRATION CONSTRUCTION													
<b>3-EQUIPMENT</b>	-	-	-	-	-	-	-	-	-	-	-	-	-
EQUIPMENT													
<b>4-OTHER USES</b>													-
<b>TOTAL PROJECT EXPENDITURES</b>	150,000	-	-	-	150,000	-	-	-	-	-	-	-	300,000

#### REVENUE SOURCES:

GENERAL CIP FUND	150,000				150,000								300,000
													-
													-
													-
<b>OTHER SOURCES</b>													-
<b>TOTAL PROJECT REVENUES</b>	150,000	-	-	-	150,000	-	-	-	-	-	-	-	300,000

<b>IMPACT ON OPERATING BUDGET</b>		PRIOR YEARS	ADJUSTMENTS	2026E	2027E	2028E	2029E	2030E	2031E	2032E	2033E	2034E	2035E
PERSONNEL													-
OPERATING & MAINTENANCE													-
OTHER													-
<b>TOTAL IMPACT ON OPERATING BUDGET</b>		-	-	-	-	-	-	-	-	-	-	-	-

### 33187600 - IMAGINATION STATION PERGOLA REPAIR

#### PROJECT DESCRIPTION AND OPERATING IMPACT:

Remove and replace deteriorating metal on the pergola structure outside of the infant room. Project includes repainting the pergola and replacing the corrugated roofing.

#### PROJECT JUSTIFICATION:

The metal beam is deteriorating beyond repair.

#### 33187600 - IMAGINATION STATION PERGOLA REPAIR

< ENTER PROJECT NAME HERE

	PRIOR YEARS	ADJUSTMENTS	2026E	2027E	2028E	2029E	2030E	2031E	2032E	2033E	2034E	2035E	TOTAL
<b>PROJECT EXPENDITURES:</b>													
<b>1-DESIGN</b>	7,500	-	-	-	-	-	-	-	-	-	-	-	7,500
IN-HOUSE SRV CHG DESIGN													
CONTRACTUAL SERVICES DESIGN	7,500												
ADMINISTRATION DESIGN													
<b>2-CONSTRUCTION</b>	50,000	-	-	-	-	-	-	-	-	-	-	-	50,000
IN-HOUSE SRV CHG CONSTRUCTION													
CONTRACTUAL SERVICES CONSTRUCTION	50,000												
ADMINISTRATION CONSTRUCTION													
<b>3-EQUIPMENT</b>	-	-	-	-	-	-	-	-	-	-	-	-	-
EQUIPMENT													
<b>4-OTHER USES</b>													
<b>TOTAL PROJECT EXPENDITURES</b>	<b>57,500</b>	-	-	-	-	-	-	-	-	-	-	-	<b>57,500</b>
<b>REVENUE SOURCES:</b>													
GENERAL CIP FUND	57,500												57,500
													-
													-
													-
<b>OTHER SOURCES</b>													-
<b>TOTAL PROJECT REVENUES</b>	<b>57,500</b>	-	-	-	-	-	-	-	-	-	-	-	<b>57,500</b>
<b>IMPACT ON OPERATING BUDGET</b>													
PERSONNEL													-
OPERATING & MAINTENANCE													-
OTHER													-
<b>TOTAL IMPACT ON OPERATING BUDGET</b>	-	-	-	-	-	-	-	-	-	-	-	-	-

## FUT - LINCOLN COMMUNITY CENTER BUR ROOF & HVAC REPLACEMENT

### PROJECT DESCRIPTION AND OPERATING IMPACT:

Remove and replace BUR (built-up roofing) system.  
Remove and replace two HVAC roof top units and exterior air ducting.  
Remove and replace 2 centrifugal roof exhaust fan system.

### PROJECT JUSTIFICATION:

Roof, exhaust fans (2), and HVAC units (2) including exterior air ducting are at the end of their useful life.

### FUT - LINCOLN COMMUNITY CENTER BUR ROOF & HVAC REPLACEMENT < ENTER PROJECT NAME HERE

	PRIOR YEARS	ADJUSTMENTS	2026E	2027E	2028E	2029E	2030E	2031E	2032E	2033E	2034E	2035E	TOTAL
<b>PROJECT EXPENDITURES:</b>													
<b>1-DESIGN</b>	-	-	-	-	35,000	-	-	-	-	-	-	-	35,000
IN-HOUSE SRV CHG DESIGN													
CONTRACTUAL SERVICES DESIGN					35,000								
ADMINISTRATION DESIGN													
<b>2-CONSTRUCTION</b>	-	-	-	-	352,500	-	-	-	-	-	-	-	352,500
IN-HOUSE SRV CHG CONSTRUCTION													
CONTRACTUAL SERVICES CONSTRUCTION					350,000								
ADMINISTRATION CONSTRUCTION					2,500								
<b>3-EQUIPMENT</b>	-	-	-	-	-	-	-	-	-	-	-	-	-
EQUIPMENT													
<b>4-OTHER USES</b>	-	-	-	-	-	-	-	-	-	-	-	-	-
<b>TOTAL PROJECT EXPENDITURES</b>	-	-	-	-	387,500	-	-	-	-	-	-	-	387,500
<b>REVENUE SOURCES:</b>													
GENERAL CIP FUND					387,500								387,500
													-
													-
													-
<b>OTHER SOURCES</b>	-	-	-	-	-	-	-	-	-	-	-	-	-
<b>TOTAL PROJECT REVENUES</b>	-	-	-	-	387,500	-	-	-	-	-	-	-	387,500
<b>IMPACT ON OPERATING BUDGET</b>													
PERSONNEL													-
OPERATING & MAINTENANCE													-
OTHER													-
<b>TOTAL IMPACT ON OPERATING BUDGET</b>	-	-	-	-	-	-	-	-	-	-	-	-	-

## 33154400 - MUSSEL ROCK TRANSFER STATION BUILDING MAINTENANCE

### PROJECT DESCRIPTION AND OPERATING IMPACT:

The Mussel Rock site requires continued improvements and maintenance to mitigate issues related to the old landfill, which was inherited by the City in the late 1970's, that will require the City to allocate millions of dollars to address.

### PROJECT JUSTIFICATION:

### 33154400 - MUSSEL ROCK TRANSFER STATION BUILDING MAINTENANCE < ENTER PROJECT NAME HERE

	PRIOR YEARS	ADJUSTMENTS	2026E	2027E	2028E	2029E	2030E	2031E	2032E	2033E	2034E	2035E	TOTAL
<b>PROJECT EXPENDITURES:</b>													
<b>1-DESIGN</b>	100,000	-	-	-	-	-	-	-	-	-	-	-	100,000
IN-HOUSE SRV CHG DESIGN													
CONTRACTUAL SERVICES DESIGN	100,000												
ADMINISTRATION DESIGN													
<b>2-CONSTRUCTION</b>	-	-	-	-	-	-	-	-	-	-	-	-	-
IN-HOUSE SRV CHG CONSTRUCTION													
CONTRACTUAL SERVICES CONSTRUCTION													
ADMINISTRATION CONSTRUCTION													
<b>3-EQUIPMENT</b>	-	-	-	-	-	-	-	-	-	-	-	-	-
EQUIPMENT													
<b>4-OTHER USES</b>													
<b>TOTAL PROJECT EXPENDITURES</b>	<b>100,000</b>	<b>-</b>	<b>-</b>	<b>-</b>	<b>-</b>	<b>-</b>	<b>-</b>	<b>-</b>	<b>-</b>	<b>-</b>	<b>-</b>	<b>-</b>	<b>100,000</b>
<b>REVENUE SOURCES:</b>													
GENERAL CIP FUND	100,000												100,000
													-
													-
													-
													-
<b>OTHER SOURCES</b>													-
<b>TOTAL PROJECT REVENUES</b>	<b>100,000</b>	<b>-</b>	<b>-</b>	<b>-</b>	<b>-</b>	<b>-</b>	<b>-</b>	<b>-</b>	<b>-</b>	<b>-</b>	<b>-</b>	<b>-</b>	<b>100,000</b>
<b>IMPACT ON OPERATING BUDGET</b>													
PERSONNEL													-
OPERATING & MAINTENANCE													-
OTHER													-
<b>TOTAL IMPACT ON OPERATING BUDGET</b>	<b>-</b>	<b>-</b>	<b>-</b>	<b>-</b>	<b>-</b>	<b>-</b>	<b>-</b>	<b>-</b>	<b>-</b>	<b>-</b>	<b>-</b>	<b>-</b>	<b>-</b>

### 33192500 - PARKING LOT IMPROVEMENTS (2021-22)

#### PROJECT DESCRIPTION AND OPERATING IMPACT:

This project includes base failure repair and slurry seal application of City owned parking lots. The project will also include minor striping changes and the construction on new accessible curb ramps. Parking lots to be slurry sealed Civic Center South, Hillside Clubhouse, Thornton Beach Overlook, War Memorial Community Center, Fire Station 92, and Margate Reservoir. There will be a positive impact on operations and the operating budget by reducing the amount of maintenance needed to ensure safe functioning parking lots free of tripping hazards.

#### PROJECT JUSTIFICATION:

Parking lots will receive a slurry seal application to preserve the pavement's condition and thereby reduce long term pavement operations and maintenance costs.

#### 33192500 - PARKING LOT IMPROVEMENTS (2021-22)

< ENTER PROJECT NAME HERE

	PRIOR YEARS	ADJUSTMENTS	2026E	2027E	2028E	2029E	2030E	2031E	2032E	2033E	2034E	2035E	TOTAL
<b>PROJECT EXPENDITURES:</b>													
<b>1-DESIGN</b>	33,000	-	-	-	-	-	-	-	-	-	-	-	33,000
IN-HOUSE SRV CHG DESIGN	30,000												
CONTRACTUAL SERVICES DESIGN													
ADMINISTRATION DESIGN	3,000												
<b>2-CONSTRUCTION</b>	117,000	-	-	-	-	-	-	-	-	-	-	-	117,000
IN-HOUSE SRV CHG CONSTRUCTION	10,000												
CONTRACTUAL SERVICES CONSTRUCTION	105,000												
ADMINISTRATION CONSTRUCTION	2,000												
<b>3-EQUIPMENT</b>	-	-	-	-	-	-	-	-	-	-	-	-	-
EQUIPMENT													
<b>4-OTHER USES</b>	-	-	-	-	-	-	-	-	-	-	-	-	-
OTHER USES													
<b>TOTAL PROJECT EXPENDITURES</b>	150,000	-	-	-	-	-	-	-	-	-	-	-	150,000

#### REVENUE SOURCES:

GENERAL CIP FUND	150,000												150,000
													-
													-
													-
<b>OTHER SOURCES</b>	-	-	-	-	-	-	-	-	-	-	-	-	-
<b>TOTAL PROJECT REVENUES</b>	150,000	-	-	-	-	-	-	-	-	-	-	-	150,000

IMPACT ON OPERATING BUDGET	PRIOR YEARS	ADJUSTMENTS	2026E	2027E	2028E	2029E	2030E	2031E	2032E	2033E	2034E	2035E	
PERSONNEL													-
OPERATING & MAINTENANCE													-
OTHER													-
<b>TOTAL IMPACT ON OPERATING BUDGET</b>	-	-	-	-	-	-	-	-	-	-	-	-	-

## FUT - PARKING LOT IMPROVEMENTS (2028)

### PROJECT DESCRIPTION AND OPERATING IMPACT:

This project includes base failure repair and slurry seal application of City owned parking lots. The project will also include minor striping changes and the construction on new accessible curb ramps. Parking lots to be slurry sealed is Doelger Senior Center. There will be a positive impact on operations and the operating budget by reducing the amount of maintenance needed to ensure safe functioning parking lots free of tripping hazards.

### PROJECT JUSTIFICATION:

Parking lots will receive a slurry seal application to preserve the pavement's condition and thereby reduce long term pavement operations and maintenance costs.

### FUT - PARKING LOT IMPROVEMENTS (2028)

< ENTER PROJECT NAME HERE

	PRIOR YEARS	ADJUSTMENTS	2026E	2027E	2028E	2029E	2030E	2031E	2032E	2033E	2034E	2035E	TOTAL
<b>PROJECT EXPENDITURES:</b>													
<b>1-DESIGN</b>	-	-	-	-	38,000	-	-	-	-	-	-	-	38,000
IN-HOUSE SRV CHG DESIGN					35,000								
CONTRACTUAL SERVICES DESIGN													
ADMINISTRATION DESIGN					3,000								
<b>2-CONSTRUCTION</b>	-	-	-	-	317,000	-	-	-	-	-	-	-	317,000
IN-HOUSE SRV CHG CONSTRUCTION					15,000								
CONTRACTUAL SERVICES CONSTRUCTION					300,000								
ADMINISTRATION CONSTRUCTION					2,000								
<b>3-EQUIPMENT</b>	-	-	-	-	-	-	-	-	-	-	-	-	-
EQUIPMENT													
<b>4-OTHER USES</b>	-	-	-	-	-	-	-	-	-	-	-	-	-
<b>TOTAL PROJECT EXPENDITURES</b>	-	-	-	-	355,000	-	-	-	-	-	-	-	355,000

### REVENUE SOURCES:

GENERAL CIP FUND					355,000								355,000
													-
													-
													-
<b>OTHER SOURCES</b>	-	-	-	-	-	-	-	-	-	-	-	-	-
<b>TOTAL PROJECT REVENUES</b>	-	-	-	-	355,000	-	-	-	-	-	-	-	355,000

IMPACT ON OPERATING BUDGET	PRIOR YEARS	ADJUSTMENTS	2026E	2027E	2028E	2029E	2030E	2031E	2032E	2033E	2034E	2035E	
PERSONNEL													-
OPERATING & MAINTENANCE													-
OTHER													-
<b>TOTAL IMPACT ON OPERATING BUDGET</b>	-	-	-	-	-	-	-	-	-	-	-	-	-

## FUT - PARKING LOT IMPROVEMENTS (2029)

### PROJECT DESCRIPTION AND OPERATING IMPACT:

This project includes base failure repair and slurry seal application of City owned parking lots. The project will also include minor striping changes and the construction on new accessible curb ramps. Parking lots to be slurry sealed are prioritized based on their condition and funding availability. There will be a positive impact on operations and the operating budget by reducing the amount of maintenance needed to ensure safe functioning parking lots free of tripping hazards.

### PROJECT JUSTIFICATION:

Parking lots will receive a slurry seal application to preserve the pavement's condition and thereby reduce long term pavement operations and maintenance costs.

### FUT - PARKING LOT IMPROVEMENTS (2029)

< ENTER PROJECT NAME HERE

	PRIOR YEARS	ADJUSTMENTS	2026E	2027E	2028E	2029E	2030E	2031E	2032E	2033E	2034E	2035E	TOTAL
<b>PROJECT EXPENDITURES:</b>													
<b>1-DESIGN</b>	-	-	-	-	-	33,000	-	-	-	-	-	-	33,000
IN-HOUSE SRV CHG DESIGN						30,000							
CONTRACTUAL SERVICES DESIGN													
ADMINISTRATION DESIGN						3,000							
<b>2-CONSTRUCTION</b>	-	-	-	-	-	142,000	-	-	-	-	-	-	142,000
IN-HOUSE SRV CHG CONSTRUCTION						15,000							
CONTRACTUAL SERVICES CONSTRUCTION						125,000							
ADMINISTRATION CONSTRUCTION						2,000							
<b>3-EQUIPMENT</b>	-	-	-	-	-	-	-	-	-	-	-	-	-
EQUIPMENT													
<b>4-OTHER USES</b>	-	-	-	-	-	-	-	-	-	-	-	-	-
OTHER USES													
<b>TOTAL PROJECT EXPENDITURES</b>	-	-	-	-	-	175,000	-	-	-	-	-	-	175,000

### REVENUE SOURCES:

GENERAL CIP FUND						175,000							175,000
													-
													-
													-
<b>OTHER SOURCES</b>	-	-	-	-	-	-	-	-	-	-	-	-	-
<b>TOTAL PROJECT REVENUES</b>	-	-	-	-	-	175,000	-	-	-	-	-	-	175,000

<b>IMPACT ON OPERATING BUDGET</b>	PRIOR YEARS	ADJUSTMENTS	2026E	2027E	2028E	2029E	2030E	2031E	2032E	2033E	2034E	2035E	
PERSONNEL													-
OPERATING & MAINTENANCE													-
OTHER													-
<b>TOTAL IMPACT ON OPERATING BUDGET</b>	-	-	-	-	-	-	-	-	-	-	-	-	-

## FUT - PARKING LOT IMPROVEMENTS (BEYOND 2029)

### PROJECT DESCRIPTION AND OPERATING IMPACT:

This project includes base failure repair and slurry seal application of City owned parking lots. The project will also include minor striping changes and the construction on new accessible curb ramps. Parking lots to be slurry sealed are prioritized based on their condition and funding availability. There will be a positive impact on operations and the operating budget by reducing the amount of maintenance needed to ensure safe functioning parking lots free of tripping hazards.

### PROJECT JUSTIFICATION:

Parking lots will receive a slurry seal application to preserve the pavement's condition and thereby reduce long term pavement operations and maintenance costs.

### FUT - PARKING LOT IMPROVEMENTS (BEYOND 2029)

< ENTER PROJECT NAME HERE

	PRIOR YEARS	ADJUSTMENTS	2026E	2027E	2028E	2029E	2030E	2031E	2032E	2033E	2034E	2035E	TOTAL
<b>PROJECT EXPENDITURES:</b>													
<b>1-DESIGN</b>	-	-	-	-	33,000	58,000	38,000	38,000	38,000	38,000	38,000	43,000	324,000
IN-HOUSE SRV CHG DESIGN					30,000	55,000	35,000	35,000	35,000	35,000	35,000	40,000	
CONTRACTUAL SERVICES DESIGN													
ADMINISTRATION DESIGN					3,000	3,000	3,000	3,000	3,000	3,000	3,000	3,000	
<b>2-CONSTRUCTION</b>	-	-	-	-	142,000	542,000	152,000	157,000	162,000	167,000	172,000	177,000	1,671,000
IN-HOUSE SRV CHG CONSTRUCTION					15,000	50,000	20,000	20,000	20,000	20,000	20,000	20,000	
CONTRACTUAL SERVICES CONSTRUCTION					125,000	490,000	130,000	135,000	140,000	145,000	150,000	155,000	
ADMINISTRATION CONSTRUCTION					2,000	2,000	2,000	2,000	2,000	2,000	2,000	2,000	
<b>3-EQUIPMENT</b>	-	-	-	-	-	-	-	-	-	-	-	-	-
EQUIPMENT													
<b>4-OTHER USES</b>	-	-	-	-	-	-	-	-	-	-	-	-	-
OTHER USES													
<b>TOTAL PROJECT EXPENDITURES</b>	-	-	-	-	175,000	600,000	190,000	195,000	200,000	205,000	210,000	220,000	1,995,000

### REVENUE SOURCES:

GENERAL CIP FUND					175,000	600,000	190,000	195,000	200,000	205,000	210,000	220,000	1,995,000
													-
													-
													-
<b>OTHER SOURCES</b>	-	-	-	-	-	-	-	-	-	-	-	-	-
<b>TOTAL PROJECT REVENUES</b>	-	-	-	-	175,000	600,000	190,000	195,000	200,000	205,000	210,000	220,000	1,995,000

IMPACT ON OPERATING BUDGET	PRIOR YEARS	ADJUSTMENTS	2026E	2027E	2028E	2029E	2030E	2031E	2032E	2033E	2034E	2035E	
PERSONNEL													-
OPERATING & MAINTENANCE													-
OTHER													-
<b>TOTAL IMPACT ON OPERATING BUDGET</b>	-	-	-	-	-	-	-	-	-	-	-	-	-

<b>33180400 - PARKING METER UPGRADING</b>
---

**PROJECT DESCRIPTION AND OPERATING IMPACT:**

To modernize about 300 parking meters. Upgrades include replacement of parking meters and add a new kiosk. This would allow the citizens to use credit cards to pay for hourly parking.

**PROJECT JUSTIFICATION:**

Parking meter system is old and doesn't allow for payments other than coins.

33180400 - PARKING METER UPGRADING		< ENTER PROJECT NAME HERE												
		PRIOR YEARS	ADJUSTMENTS	2026E	2027E	2028E	2029E	2030E	2031E	2032E	2033E	2034E	2035E	TOTAL
PROJECT EXPENDITURES:														
1-DESIGN		-	-	-	-	-	-	-	-	-	-	-	-	-
IN-HOUSE SRV CHG DESIGN														
CONTRACTUAL SERVICES DESIGN														
ADMINISTRATION DESIGN														
2-CONSTRUCTION		-	-	-	-	-	-	-	-	-	-	-	-	-
IN-HOUSE SRV CHG CONSTRUCTION														
CONTRACTUAL SERVICES CONSTRUCTION														
ADMINISTRATION CONSTRUCTION														
3-EQUIPMENT		-	-	500,000	500,000	-	-	-	-	-	-	-	-	1,000,000
EQUIPMENT				500,000	500,000									
4-OTHER USES														-
TOTAL PROJECT EXPENDITURES		-	-	500,000	500,000	-	-	-	-	-	-	-	-	1,000,000
REVENUE SOURCES:														
GENERAL CIP FUND				500,000	500,000									1,000,000
														-
														-
														-
OTHER SOURCES														-
TOTAL PROJECT REVENUES		-	-	500,000	500,000	-	-	-	-	-	-	-	-	1,000,000
IMPACT ON OPERATING BUDGET														
PERSONNEL														-
OPERATING & MAINTENANCE														-
OTHER														-
TOTAL IMPACT ON OPERATING BUDGET		-	-	-	-	-	-	-	-	-	-	-	-	-

## 33158800 - PARKS/FLEET MAINTENANCE ROOF REPLACEMENT

### PROJECT DESCRIPTION AND OPERATING IMPACT:

### PROJECT JUSTIFICATION:

### 33158800 - PARKS/FLEET MAINTENANCE ROOF REPLACEMENT < ENTER PROJECT NAME HERE

	PRIOR YEARS	ADJUSTMENTS	2026E	2027E	2028E	2029E	2030E	2031E	2032E	2033E	2034E	2035E	TOTAL
<b>PROJECT EXPENDITURES:</b>													
<b>1-DESIGN</b>	60,000	-	-	-	-	-	-	-	-	-	-	-	60,000
IN-HOUSE SRV CHG DESIGN													
CONTRACTUAL SERVICES DESIGN	60,000												
ADMINISTRATION DESIGN													
<b>2-CONSTRUCTION</b>	600,000	-	-	-	-	-	-	-	-	-	-	-	600,000
IN-HOUSE SRV CHG CONSTRUCTION													
CONTRACTUAL SERVICES CONSTRUCTION	600,000												
ADMINISTRATION CONSTRUCTION													
<b>3-EQUIPMENT</b>	-	-	-	-	-	-	-	-	-	-	-	-	-
EQUIPMENT													
<b>4-OTHER USES</b>													
<b>TOTAL PROJECT EXPENDITURES</b>	<b>660,000</b>	<b>-</b>	<b>-</b>	<b>-</b>	<b>-</b>	<b>-</b>	<b>-</b>	<b>-</b>	<b>-</b>	<b>-</b>	<b>-</b>	<b>-</b>	<b>660,000</b>

### REVENUE SOURCES:

GENERAL CIP FUND	660,000												660,000
													-
													-
													-
<b>OTHER SOURCES</b>													-
<b>TOTAL PROJECT REVENUES</b>	<b>660,000</b>	<b>-</b>	<b>-</b>	<b>-</b>	<b>-</b>	<b>-</b>	<b>-</b>	<b>-</b>	<b>-</b>	<b>-</b>	<b>-</b>	<b>-</b>	<b>660,000</b>

IMPACT ON OPERATING BUDGET	PRIOR YEARS	ADJUSTMENTS	2026E	2027E	2028E	2029E	2030E	2031E	2032E	2033E	2034E	2035E	
PERSONNEL													-
OPERATING & MAINTENANCE													-
OTHER													-
<b>TOTAL IMPACT ON OPERATING BUDGET</b>	<b>-</b>	<b>-</b>	<b>-</b>	<b>-</b>	<b>-</b>	<b>-</b>	<b>-</b>	<b>-</b>	<b>-</b>	<b>-</b>	<b>-</b>	<b>-</b>	<b>-</b>

### 33152400 - PUBLIC WORKS CORPORATION YARD ADMIN. EXTERIOR WALL

#### PROJECT DESCRIPTION AND OPERATING IMPACT:

This project will replace exterior windows, stucco, and paint; and interior portions of the facility damaged by water intrusion.

#### PROJECT JUSTIFICATION:

Existing exterior windows and stucco siding have failed and leak during heavy rain events. The water leak has caused damage to interior of building.

#### 33152400 - PUBLIC WORKS CORPORATION YARD ADMIN. EXTERIOR V < ENTER PROJECT NAME HERE

	PRIOR YEARS	ADJUSTMENTS	2026E	2027E	2028E	2029E	2030E	2031E	2032E	2033E	2034E	2035E	TOTAL
<b>PROJECT EXPENDITURES:</b>													
<b>1-DESIGN</b>	-	-	-	-	-	-	-	-	-	-	-	-	-
IN-HOUSE SRV CHG DESIGN													
CONTRACTUAL SERVICES DESIGN													
ADMINISTRATION DESIGN													
<b>2-CONSTRUCTION</b>	125,000	-	-	-	-	-	-	-	-	-	-	-	125,000
IN-HOUSE SRV CHG CONSTRUCTION													
CONTRACTUAL SERVICES CONSTRUCTION	125,000												
ADMINISTRATION CONSTRUCTION													
<b>3-EQUIPMENT</b>	-	-	-	-	-	-	-	-	-	-	-	-	-
EQUIPMENT													
<b>4-OTHER USES</b>													
<b>TOTAL PROJECT EXPENDITURES</b>	125,000	-	-	-	-	-	-	-	-	-	-	-	125,000
<b>REVENUE SOURCES:</b>													
GENERAL CIP FUND	125,000												125,000
													-
													-
													-
<b>OTHER SOURCES</b>													-
<b>TOTAL PROJECT REVENUES</b>	125,000	-	-	-	-	-	-	-	-	-	-	-	125,000
<b>IMPACT ON OPERATING BUDGET</b>													
PERSONNEL													-
OPERATING & MAINTENANCE													-
OTHER													-
<b>TOTAL IMPACT ON OPERATING BUDGET</b>	-	-	-	-	-	-	-	-	-	-	-	-	-

## 33191200 - SERRAMONTE LIBRARY ADA UPGRADES

### PROJECT DESCRIPTION AND OPERATING IMPACT:

The project involves access improvements in accordance with the guidelines and requirements proposed in the Americans with Disabilities Act (ADA) at Serramonte Library.

31-313-910 Serramonte Library HVAC Unit(s) and BUR Replacement, 31-313-911 Serramonte Library Elevator, 31-313-912 Serramonte Library ADA Upgrades, and any other improvements at Serramonte Library will be coordinated. The restrooms at the Community and Reading Rooms on the first floor will be remodeled.

### PROJECT JUSTIFICATION:

The ADA upgrades were recommended as part of the ADA Self-Evaluation and Transition Plan. The plan identified potential noncompliant items and other physical barriers at City buildings, parking lots, and recreational facilities. The Community and Reading Rooms on the first floor of the Serramonte Library cannot be opened for public use due to the lack of ADA accessibility.

### 33191200 - SERRAMONTE LIBRARY ADA UPGRADES

< ENTER PROJECT NAME HERE

	PRIOR YEARS	ADJUSTMENTS	2026E	2027E	2028E	2029E	2030E	2031E	2032E	2033E	2034E	2035E	TOTAL
<b>PROJECT EXPENDITURES:</b>													
<b>1-DESIGN</b>	<b>60,000</b>	-	-	-	-	-	-	-	-	-	-	-	<b>60,000</b>
IN-HOUSE SRV CHG DESIGN	5,000												
CONTRACTUAL SERVICES DESIGN	50,000												
ADMINISTRATION DESIGN	5,000												
<b>2-CONSTRUCTION</b>	<b>215,000</b>	-	-	-	-	-	-	-	-	-	-	-	<b>215,000</b>
IN-HOUSE SRV CHG CONSTRUCTION	5,000												
CONTRACTUAL SERVICES CONSTRUCTION	207,000												
ADMINISTRATION CONSTRUCTION	3,000												
<b>3-EQUIPMENT</b>	-	-	-	-	-	-	-	-	-	-	-	-	-
EQUIPMENT													
<b>4-OTHER USES</b>													
<b>TOTAL PROJECT EXPENDITURES</b>	<b>275,000</b>	-	-	-	-	-	-	-	-	-	-	-	<b>275,000</b>

### REVENUE SOURCES:

GENERAL CIP FUND	25,000												25,000
GRANT-LOCAL/STATE	250,000												250,000
													-
													-
<b>OTHER SOURCES</b>													-
<b>TOTAL PROJECT REVENUES</b>	<b>275,000</b>	-	-	-	-	-	-	-	-	-	-	-	<b>275,000</b>

IMPACT ON OPERATING BUDGET	PRIOR YEARS	ADJUSTMENTS	2026E	2027E	2028E	2029E	2030E	2031E	2032E	2033E	2034E	2035E	
PERSONNEL													-
OPERATING & MAINTENANCE													-
OTHER													-
<b>TOTAL IMPACT ON OPERATING BUDGET</b>	-	-	-	-	-	-	-	-	-	-	-	-	-

## 33191100 - SERRAMONTE LIBRARY ELEVATOR

### PROJECT DESCRIPTION AND OPERATING IMPACT:

The project will install an elevator to allow ADA access to the first floor at the Serramonte Library.

(Previously known as "ELEVATOR AT SERRAMONTE LIBRARY")

31-313-910 Serramonte Library HVAC Unit(s) and BUR Replacement, 31-313-911 Serramonte Library Elevator, 31-313-912 Serramonte Library ADA Upgrades, and any other improvements at Serramonte Library will be coordinated.

### PROJECT JUSTIFICATION:

The Community and Reading Rooms on the first floor of the Serramonte Library cannot be opened for public use due to the lack of ADA accessibility. Approximately 2,000 sf of additional space can be made available to the public by installing the elevator.

### 33191100 - SERRAMONTE LIBRARY ELEVATOR

< ENTER PROJECT NAME HERE

	PRIOR YEARS	ADJUSTMENTS	2026E	2027E	2028E	2029E	2030E	2031E	2032E	2033E	2034E	2035E	TOTAL
<b>PROJECT EXPENDITURES:</b>													
<b>1-DESIGN</b>	275,000	-	-	-	-	-	-	-	-	-	-	-	275,000
IN-HOUSE SRV CHG DESIGN	20,000												
CONTRACTUAL SERVICES DESIGN	245,000												
ADMINISTRATION DESIGN	10,000												
<b>2-CONSTRUCTION</b>	1,400,000	-	-	-	-	-	-	-	-	-	-	-	1,400,000
IN-HOUSE SRV CHG CONSTRUCTION	94,000												
CONTRACTUAL SERVICES CONSTRUCTION	1,300,000												
ADMINISTRATION CONSTRUCTION	6,000												
<b>3-EQUIPMENT</b>	-	-	-	-	-	-	-	-	-	-	-	-	-
EQUIPMENT													
<b>4-OTHER USES</b>	-	-	-	-	-	-	-	-	-	-	-	-	-
<b>TOTAL PROJECT EXPENDITURES</b>	<b>1,675,000</b>	-	-	-	-	-	-	-	-	-	-	-	<b>1,675,000</b>
<b>REVENUE SOURCES:</b>													
GENERAL CIP FUND	825,000												825,000
GRANT-LOCAL/STATE	850,000												850,000
													-
													-
													-
<b>OTHER SOURCES</b>	-	-	-	-	-	-	-	-	-	-	-	-	-
<b>TOTAL PROJECT REVENUES</b>	<b>1,675,000</b>	-	-	-	-	-	-	-	-	-	-	-	<b>1,675,000</b>
<b>IMPACT ON OPERATING BUDGET</b>													
PERSONNEL													-
OPERATING & MAINTENANCE													-
OTHER													-
<b>TOTAL IMPACT ON OPERATING BUDGET</b>	<b>-</b>	<b>-</b>	<b>-</b>	<b>-</b>	<b>-</b>	<b>-</b>	<b>-</b>	<b>-</b>	<b>-</b>	<b>-</b>	<b>-</b>	<b>-</b>	<b>-</b>

### 33165300 - SERRAMONTE LIBRARY ENERGY EFFICIENCY

#### PROJECT DESCRIPTION AND OPERATING IMPACT:

Upgrade obsolete and inefficient lighting system throughout first and second floor of the facility, to include new energy efficient lighting, lighting controls, and T-Bar ceiling.  
31-313-910 Serramonte Library HVAC Unit(s) and BUR Replacement, 31-313-911 Serramonte Library Elevator, 31-313-912 Serramonte Library ADA Upgrades, and any other improvements at Serramonte Library will be coordinated.

#### PROJECT JUSTIFICATION:

Replacing the antiquated lighting system with energy efficient lighting and lighting controls would result in lower operating and maintenance cost.

#### 33165300 - SERRAMONTE LIBRARY ENERGY EFFICIENCY

< ENTER PROJECT NAME HERE

	PRIOR YEARS	ADJUSTMENTS	2026E	2027E	2028E	2029E	2030E	2031E	2032E	2033E	2034E	2035E	TOTAL
<b>PROJECT EXPENDITURES:</b>													
<b>1-DESIGN</b>	58,000	-	-	-	-	-	-	-	-	-	-	-	58,000
IN-HOUSE SRV CHG DESIGN	15,000												
CONTRACTUAL SERVICES DESIGN	40,000												
ADMINISTRATION DESIGN	3,000												
<b>2-CONSTRUCTION</b>	642,000	-	-	-	-	-	-	-	-	-	-	-	642,000
IN-HOUSE SRV CHG CONSTRUCTION	15,000												
CONTRACTUAL SERVICES CONSTRUCTION	624,000												
ADMINISTRATION CONSTRUCTION	3,000												
<b>3-EQUIPMENT</b>	-	-	-	-	-	-	-	-	-	-	-	-	-
EQUIPMENT													
<b>4-OTHER USES</b>	-	-	-	-	-	-	-	-	-	-	-	-	-
<b>TOTAL PROJECT EXPENDITURES</b>	700,000	-	-	-	-	-	-	-	-	-	-	-	700,000
<b>REVENUE SOURCES:</b>													
GRANT-LOCAL/STATE	700,000												700,000
													-
													-
													-
													-
<b>OTHER SOURCES</b>	-	-	-	-	-	-	-	-	-	-	-	-	-
<b>TOTAL PROJECT REVENUES</b>	700,000	-	-	-	-	-	-	-	-	-	-	-	700,000
<b>IMPACT ON OPERATING BUDGET</b>													
PERSONNEL													-
OPERATING & MAINTENANCE													-
OTHER													-
<b>TOTAL IMPACT ON OPERATING BUDGET</b>	-	-	-	-	-	-	-	-	-	-	-	-	-

**33191000 - SERRAMONTE LIBRARY HVAC UNIT(S) AND BUR REPLACEMENT****PROJECT DESCRIPTION AND OPERATING IMPACT:**

Remove and replace four (4) natural gas fueled electric powered HVAC packaged rooftop package units in-kind and provide associated air ducting. The Built Up Roof (BUR) to be replaced with project.  
31-313-910 Serramonte Library HVAC Unit(s) and BUR Replacement, 31-313-911 Serramonte Library Elevator, 31-313-912 Serramonte Library ADA Upgrades, and any other improvements at Serramonte Library will be coordinated.

**PROJECT JUSTIFICATION:**

The four (4) natural gas fueled electric powered HVAC packaged rooftop package units and associated air ducting is at the end of its estimated useful life.

**33191000 - SERRAMONTE LIBRARY HVAC UNIT(S) AND BUR REPLACEMENT < ENTER PROJECT NAME HERE**

	PRIOR YEARS	ADJUSTMENTS	2026E	2027E	2028E	2029E	2030E	2031E	2032E	2033E	2034E	2035E	TOTAL
<b>PROJECT EXPENDITURES:</b>													
<b>1-DESIGN</b>	<b>107,000</b>	-	-	-	-	-	-	-	-	-	-	-	<b>107,000</b>
IN-HOUSE SRV CHG DESIGN	11,000												
CONTRACTUAL SERVICES DESIGN	93,000												
ADMINISTRATION DESIGN	3,000												
<b>2-CONSTRUCTION</b>	<b>703,000</b>	-	-	-	-	-	-	-	-	-	-	-	<b>703,000</b>
IN-HOUSE SRV CHG CONSTRUCTION	20,000												
CONTRACTUAL SERVICES CONSTRUCTION	678,000												
ADMINISTRATION CONSTRUCTION	5,000												
<b>3-EQUIPMENT</b>	-	-	-	-	-	-	-	-	-	-	-	-	-
EQUIPMENT													
<b>4-OTHER USES</b>	-	-	-	-	-	-	-	-	-	-	-	-	-
OTHER USES													
<b>TOTAL PROJECT EXPENDITURES</b>	<b>810,000</b>	-	-	-	-	-	-	-	-	-	-	-	<b>810,000</b>

**REVENUE SOURCES:**

GENERAL CIP FUND	405,000												405,000
GRANT-FEDERAL	405,000												405,000
													-
													-
													-
<b>OTHER SOURCES</b>	-	-	-	-	-	-	-	-	-	-	-	-	-
<b>TOTAL PROJECT REVENUES</b>	<b>810,000</b>	-	-	-	-	-	-	-	-	-	-	-	<b>810,000</b>

IMPACT ON OPERATING BUDGET	PRIOR YEARS	ADJUSTMENTS	2026E	2027E	2028E	2029E	2030E	2031E	2032E	2033E	2034E	2035E	
PERSONNEL													-
OPERATING & MAINTENANCE													-
OTHER													-
<b>TOTAL IMPACT ON OPERATING BUDGET</b>	-	-	-	-	-	-	-	-	-	-	-	-	-

<b>33152500 - STREET MAINT. FACILITY EMERGENCY GENERATOR REPLACEMENT</b>													
<b>PROJECT DESCRIPTION AND OPERATING IMPACT:</b>													
Replace the emergency generator and transfer switch in the Street Maintenance facility.													
<b>PROJECT JUSTIFICATION:</b>													
The emergency generators has exceeded it's this has a typical expected useful life of twenty years. The existing equipment is not reliable and has a high failure rate. Staff recommend replacement to maintain reliable operation.													
<b>33152500 - STREET MAINT. FACILITY EMERGENCY GENERATOR REPLA &lt; ENTER PROJECT NAME HERE</b>													
	PRIOR YEARS	ADJUSTMENTS	2026E	2027E	2028E	2029E	2030E	2031E	2032E	2033E	2034E	2035E	TOTAL
<b>PROJECT EXPENDITURES:</b>													
<b>1-DESIGN</b>	-	-	-	-	-	-	-	-	-	-	-	-	-
IN-HOUSE SRV CHG DESIGN													
CONTRACTUAL SERVICES DESIGN													
ADMINISTRATION DESIGN													
<b>2-CONSTRUCTION</b>	80,000	-	-	-	-	-	-	-	-	-	-	-	80,000
IN-HOUSE SRV CHG CONSTRUCTION													
CONTRACTUAL SERVICES CONSTRUCTION	80,000												
ADMINISTRATION CONSTRUCTION													
<b>3-EQUIPMENT</b>	-	-	-	-	-	-	-	-	-	-	-	-	-
EQUIPMENT													
<b>4-OTHER USES</b>													
<b>TOTAL PROJECT EXPENDITURES</b>	<b>80,000</b>	<b>-</b>	<b>-</b>	<b>-</b>	<b>-</b>	<b>-</b>	<b>-</b>	<b>-</b>	<b>-</b>	<b>-</b>	<b>-</b>	<b>-</b>	<b>80,000</b>
<b>REVENUE SOURCES:</b>													
GENERAL CIP FUND	80,000												80,000
													-
													-
													-
<b>OTHER SOURCES</b>													-
<b>TOTAL PROJECT REVENUES</b>	<b>80,000</b>	<b>-</b>	<b>-</b>	<b>-</b>	<b>-</b>	<b>-</b>	<b>-</b>	<b>-</b>	<b>-</b>	<b>-</b>	<b>-</b>	<b>-</b>	<b>80,000</b>
<b>IMPACT ON OPERATING BUDGET</b>													
PERSONNEL													-
OPERATING & MAINTENANCE													-
OTHER													-
<b>TOTAL IMPACT ON OPERATING BUDGET</b>	<b>-</b>	<b>-</b>	<b>-</b>	<b>-</b>	<b>-</b>	<b>-</b>	<b>-</b>	<b>-</b>	<b>-</b>	<b>-</b>	<b>-</b>	<b>-</b>	<b>-</b>

## 33190200 - TRAINING CENTER REMODEL IN STATION 94

### PROJECT DESCRIPTION AND OPERATING IMPACT:

The project will remodel the training center, resurface the parking lot at Fire Station 94. The ADA upgrades and lead and asbestos abatement needed for the breakroom, HVAC, and sleeping quarters are included here. 31-313-359 FD Breakroom Installation, 31-313-535 Fire Station 94 HVAC Upgrade, 31-313-905 Fire Station 94 Sleeping Quarters Upgrade, 31-313-902 Training Center Remodel in Station 94, and any other improvements at FD Administration / Fire Station 94 will be coordinated.

### PROJECT JUSTIFICATION:

Fire Station 94 was constructed as a fire station with training rooms on the second floor; but the second floor is now being used as the North County Fire Authority Administration offices. Moving the administration offices will allow for the remodel of the training center. The parking lot pavement has reached the end of its useful life and will receive an AC overlay.

### 33190200 - TRAINING CENTER REMODEL IN STATION 94

< ENTER PROJECT NAME HERE

	PRIOR YEARS	ADJUSTMENTS	2026E	2027E	2028E	2029E	2030E	2031E	2032E	2033E	2034E	2035E	TOTAL
<b>PROJECT EXPENDITURES:</b>													
<b>1-DESIGN</b>	<b>141,000</b>	-	-	-	-	-	-	-	-	-	-	-	<b>141,000</b>
IN-HOUSE SRV CHG DESIGN	46,000												
CONTRACTUAL SERVICES DESIGN	90,000												
ADMINISTRATION DESIGN	5,000												
<b>2-CONSTRUCTION</b>	<b>878,000</b>	-	-	-	-	-	-	-	-	-	-	-	<b>878,000</b>
IN-HOUSE SRV CHG CONSTRUCTION	46,000												
CONTRACTUAL SERVICES CONSTRUCTION	810,000												
ADMINISTRATION CONSTRUCTION	22,000												
<b>3-EQUIPMENT</b>	-	-	-	-	-	-	-	-	-	-	-	-	-
EQUIPMENT													
<b>4-OTHER USES</b>	-	-	-	-	-	-	-	-	-	-	-	-	-
OTHER USES													
<b>TOTAL PROJECT EXPENDITURES</b>	<b>1,019,000</b>	-	-	-	-	-	-	-	-	-	-	-	<b>1,019,000</b>

### REVENUE SOURCES:

GENERAL CIP FUND	1,019,000												1,019,000
													-
													-
													-
<b>OTHER SOURCES</b>	-	-	-	-	-	-	-	-	-	-	-	-	-
<b>TOTAL PROJECT REVENUES</b>	<b>1,019,000</b>	-	-	-	-	-	-	-	-	-	-	-	<b>1,019,000</b>

IMPACT ON OPERATING BUDGET	PRIOR YEARS	ADJUSTMENTS	2026E	2027E	2028E	2029E	2030E	2031E	2032E	2033E	2034E	2035E	
PERSONNEL													-
OPERATING & MAINTENANCE													-
OTHER													-
<b>TOTAL IMPACT ON OPERATING BUDGET</b>	-	-	-	-	-	-	-	-	-	-	-	-	-

**33188500 - WAR MEMORIAL COMMUNITY CENTER & JOHN DALY LIBRARY LED LIGHTI****PROJECT DESCRIPTION AND OPERATING IMPACT:**

This project will replace the failed lighting fixtures in the War Memorial Community Center and John Daly Library

**PROJECT JUSTIFICATION:**

Existing lights are failing and routinely go into a strobe malfunction.

**33188500 - WAR MEMORIAL COMMUNITY CENTER & JOHN DALY LIBF < ENTER PROJECT NAME HERE**

	PRIOR YEARS	ADJUSTMENTS	2026E	2027E	2028E	2029E	2030E	2031E	2032E	2033E	2034E	2035E	TOTAL
<b>PROJECT EXPENDITURES:</b>													
<b>1-DESIGN</b>	-	-	-	-	-	-	-	-	-	-	-	-	-
IN-HOUSE SRV CHG DESIGN													
CONTRACTUAL SERVICES DESIGN													
ADMINISTRATION DESIGN													
<b>2-CONSTRUCTION</b>	100,000	-	-	-	-	-	-	-	-	-	-	-	100,000
IN-HOUSE SRV CHG CONSTRUCTION													
CONTRACTUAL SERVICES CONSTRUCTION	100,000												
ADMINISTRATION CONSTRUCTION													
<b>3-EQUIPMENT</b>	-	-	-	-	-	-	-	-	-	-	-	-	-
EQUIPMENT													
<b>4-OTHER USES</b>													-
<b>TOTAL PROJECT EXPENDITURES</b>	100,000	-	-	-	-	-	-	-	-	-	-	-	100,000

**REVENUE SOURCES:**

GENERAL CIP FUND	100,000												100,000
													-
													-
													-
<b>OTHER SOURCES</b>													-
<b>TOTAL PROJECT REVENUES</b>	100,000	-	-	-	-	-	-	-	-	-	-	-	100,000

IMPACT ON OPERATING BUDGET		PRIOR YEARS	ADJUSTMENTS	2026E	2027E	2028E	2029E	2030E	2031E	2032E	2033E	2034E	2035E
PERSONNEL OPERATING & MAINTENANCE OTHER													-
													-
													-
<b>TOTAL IMPACT ON OPERATING BUDGET</b>		-	-	-	-	-	-	-	-	-	-	-	-

33193200 - WAR MEMORIAL COMMUNITY CENTER HVAC SYSTEM REPLACEMENT													
<b>PROJECT DESCRIPTION AND OPERATING IMPACT:</b>													
Replace one cooling tower and automatic chemical feeder system. Replace 4 circulation pumps.													
<b>PROJECT JUSTIFICATION:</b>													
War Memorial Community Center HVAC units are at the end of their useful life.													
<b>33193200 - WAR MEMORIAL COMMUNITY CENTER HVAC SYSTEM REI &lt; ENTER PROJECT NAME HERE</b>													
	PRIOR YEARS	ADJUSTMENTS	2026E	2027E	2028E	2029E	2030E	2031E	2032E	2033E	2034E	2035E	TOTAL
<b>PROJECT EXPENDITURES:</b>													
<b>1-DESIGN</b>	40,000	-	-	-	-	-	-	-	-	-	-	-	40,000
IN-HOUSE SRV CHG DESIGN	10,000												
CONTRACTUAL SERVICES DESIGN	27,000												
ADMINISTRATION DESIGN	3,000												
<b>2-CONSTRUCTION</b>	417,000	-	-	-	-	-	-	-	-	-	-	-	417,000
IN-HOUSE SRV CHG CONSTRUCTION	10,000												
CONTRACTUAL SERVICES CONSTRUCTION	404,000												
ADMINISTRATION CONSTRUCTION	3,000												
<b>3-EQUIPMENT</b>	-	-	-	-	-	-	-	-	-	-	-	-	-
EQUIPMENT													
<b>4-OTHER USES</b>	-	-	-	-	-	-	-	-	-	-	-	-	-
<b>TOTAL PROJECT EXPENDITURES</b>	457,000	-	-	-	-	-	-	-	-	-	-	-	457,000
<b>REVENUE SOURCES:</b>													
GRANT-FEDERAL	457,000												457,000
													-
													-
													-
<b>OTHER SOURCES</b>	-	-	-	-	-	-	-	-	-	-	-	-	-
<b>TOTAL PROJECT REVENUES</b>	457,000	-	-	-	-	-	-	-	-	-	-	-	457,000
<b>IMPACT ON OPERATING BUDGET</b>													
PERSONNEL													-
OPERATING & MAINTENANCE													-
OTHER													-
<b>TOTAL IMPACT ON OPERATING BUDGET</b>	-	-	-	-	-	-	-	-	-	-	-	-	-

**33155400 - MUSSEL ROCK LANDFILL DRAINAGE PIPE REPAIR/REPLACEMENT/MAINTENANCE****PROJECT DESCRIPTION AND OPERATING IMPACT:**

Drainage pipe repair/replacement/maintenance. Project is coordinated with 31-310-545 Mussel Rock Landfill Gabion Wall Repair/Replacement.

**PROJECT JUSTIFICATION:**

Work needs to be done to ensure water does not seep into the landfill garbage and contaminate water that flows into the ocean.

**33155400 - MUSSEL ROCK LANDFILL DRAINAGE PIPE REPAIR/REPLACE < ENTER PROJECT NAME HERE**

	PRIOR YEARS	ADJUSTMENTS	2026E	2027E	2028E	2029E	2030E	2031E	2032E	2033E	2034E	2035E	TOTAL
<b>PROJECT EXPENDITURES:</b>													
<b>1-DESIGN</b>	<b>272,817</b>	-	-	-	-	<b>145,000</b>	-	<b>155,000</b>	-	<b>165,000</b>	-	<b>170,000</b>	<b>907,817</b>
IN-HOUSE SRV CHG DESIGN	26,000					25,000		25,000		30,000		30,000	
CONTRACTUAL SERVICES DESIGN	238,817					115,000		125,000		130,000		135,000	
ADMINISTRATION DESIGN	8,000					5,000		5,000		5,000		5,000	
<b>2-CONSTRUCTION</b>	<b>2,250,673</b>	-	-	-	-	<b>850,000</b>	-	<b>925,000</b>	-	<b>1,000,000</b>	-	<b>1,075,000</b>	<b>6,100,673</b>
IN-HOUSE SRV CHG CONSTRUCTION	159,543					65,000		70,000		75,000		80,000	
CONTRACTUAL SERVICES CONSTRUCTION	2,072,130					770,000		840,000		910,000		980,000	
ADMINISTRATION CONSTRUCTION	19,000					15,000		15,000		15,000		15,000	
<b>3-EQUIPMENT</b>	-	-	-	-	-	-	-	-	-	-	-	-	-
EQUIPMENT													
<b>4-OTHER USES</b>	-	-	-	-	-	-	-	-	-	-	-	-	-
TOTAL PROJECT EXPENDITURES	2,523,490	-	-	-	-	995,000	-	1,080,000	-	1,165,000	-	1,245,000	7,008,490
<b>REVENUE SOURCES:</b>													
SOLID WASTE FRANCHISE FEE	2,523,490					995,000		1,080,000		1,165,000		1,245,000	7,008,490
													-
													-
													-
													-
<b>OTHER SOURCES</b>													
TOTAL PROJECT REVENUES	2,523,490	-	-	-	-	995,000	-	1,080,000	-	1,165,000	-	1,245,000	7,008,490
<b>IMPACT ON OPERATING BUDGET</b>													
PERSONNEL													-
OPERATING & MAINTENANCE													-
OTHER													-
TOTAL IMPACT ON OPERATING BUDGET	-	-	-	-	-	-	-	-	-	-	-	-	-

## 33154500 - MUSSEL ROCK LANDFILL GABION WALL REPAIR/REPLACEMENT

### PROJECT DESCRIPTION AND OPERATING IMPACT:

Gabion Wall repair/replacement. Project is coordinated with 31-310-554 Mussel Rock Landfill Drainage Pipe Repair/Replacement/Maintenance.

### PROJECT JUSTIFICATION:

Work needs to be done to ensure landfill garbage does not wash into the ocean.

### 33154500 - MUSSEL ROCK LANDFILL GABION WALL REPAIR/REPLACEMENT < ENTER PROJECT NAME HERE

	PRIOR YEARS	ADJUSTMENTS	2026E	2027E	2028E	2029E	2030E	2031E	2032E	2033E	2034E	2035E	TOTAL
<b>PROJECT EXPENDITURES:</b>													
<b>1-DESIGN</b>	175,000	-	-	-	-	145,000	-	155,000	-	165,000	-	220,000	860,000
IN-HOUSE SRV CHG DESIGN	30,000					25,000		25,000		30,000		35,000	
CONTRACTUAL SERVICES DESIGN	135,000					115,000		125,000		130,000		135,000	
ADMINISTRATION DESIGN	10,000					5,000		5,000		5,000		50,000	
<b>2-CONSTRUCTION</b>	920,000	-	-	-	-	850,000	-	925,000	-	1,000,000	-	1,075,000	4,770,000
IN-HOUSE SRV CHG CONSTRUCTION	71,000					65,000		70,000		75,000		80,000	
CONTRACTUAL SERVICES CONSTRUCTION	830,000					770,000		840,000		910,000		980,000	
ADMINISTRATION CONSTRUCTION	19,000					15,000		15,000		15,000		15,000	
<b>3-EQUIPMENT</b>	-	-	-	-	-	-	-	-	-	-	-	-	-
EQUIPMENT													
<b>4-OTHER USES</b>													
<b>TOTAL PROJECT EXPENDITURES</b>	1,095,000	-	-	-	-	995,000	-	1,080,000	-	1,165,000	-	1,295,000	5,630,000
<b>REVENUE SOURCES:</b>													
SOLID WASTE FRANCHISE FEE	1,095,000					995,000		1,080,000		1,165,000		1,295,000	5,630,000
													-
													-
													-
													-
<b>OTHER SOURCES</b>													-
<b>TOTAL PROJECT REVENUES</b>	1,095,000	-	-	-	-	995,000	-	1,080,000	-	1,165,000	-	1,295,000	5,630,000
<b>IMPACT ON OPERATING BUDGET</b>													
PERSONNEL													-
OPERATING & MAINTENANCE													-
OTHER													-
<b>TOTAL IMPACT ON OPERATING BUDGET</b>	-	-	-	-	-	-	-	-	-	-	-	-	-

## 33154700 - MUSSEL ROCK LANDFILL SEAWALL REPAIR/REPLACEMENT

### PROJECT DESCRIPTION AND OPERATING IMPACT:

Seawall repair/replacement. Over time, the entire length of the seawall is anticipated to be replaced. Project will include design, permitting, and construction of seawall segments based on field visits and monitoring of prior seawall repair/replacement activities.

### PROJECT JUSTIFICATION:

Work needs to be done to ensure landfill waste does not wash into the ocean.

### 33154700 - MUSSEL ROCK LANDFILL SEAWALL REPAIR/REPLACEMENT < ENTER PROJECT NAME HERE

	PRIOR YEARS	ADJUSTMENTS	2026E	2027E	2028E	2029E	2030E	2031E	2032E	2033E	2034E	2035E	TOTAL
<b>PROJECT EXPENDITURES:</b>													
<b>1-DESIGN</b>	100,000	-	-	-	55,000	-	60,000	-	65,000	-	75,000	-	355,000
IN-HOUSE SRV CHG DESIGN	20,000				10,000		15,000		15,000		20,000		
CONTRACTUAL SERVICES DESIGN	70,000				40,000		40,000		45,000		50,000		
ADMINISTRATION DESIGN	10,000				5,000		5,000		5,000		5,000		
<b>2-CONSTRUCTION</b>	2,200,000	-	-	-	1,200,000	-	1,300,000	-	1,400,000	-	1,500,000	-	7,600,000
IN-HOUSE SRV CHG CONSTRUCTION	180,000				90,000		90,000		90,000		90,000		
CONTRACTUAL SERVICES CONSTRUCTION	2,000,000				1,100,000		1,200,000		1,300,000		1,400,000		
ADMINISTRATION CONSTRUCTION	20,000				10,000		10,000		10,000		10,000		
<b>3-EQUIPMENT</b>	-	-	-	-	-	-	-	-	-	-	-	-	-
EQUIPMENT													
<b>4-OTHER USES</b>													
<b>TOTAL PROJECT EXPENDITURES</b>	2,300,000	-	-	-	1,255,000	-	1,360,000	-	1,465,000	-	1,575,000	-	7,955,000
<b>REVENUE SOURCES:</b>													
SOLID WASTE FRANCHISE FEE	2,300,000				1,255,000		1,360,000		1,465,000		1,575,000		7,955,000
													-
													-
													-
													-
<b>OTHER SOURCES</b>													-
<b>TOTAL PROJECT REVENUES</b>	2,300,000	-	-	-	1,255,000	-	1,360,000	-	1,465,000	-	1,575,000	-	7,955,000
<b>IMPACT ON OPERATING BUDGET</b>													
PERSONNEL													-
OPERATING & MAINTENANCE													-
OTHER													-
<b>TOTAL IMPACT ON OPERATING BUDGET</b>	-	-	-	-	-	-	-	-	-	-	-	-	-

## 33154900 - MUSSEL ROCK LANDFILL SITE MAINTENANCE

### PROJECT DESCRIPTION AND OPERATING IMPACT:

Remove vegetation/soil from in and around half round pipes, twice a year with a two-year maintenance contract.

### PROJECT JUSTIFICATION:

Half round pipes require removal of vegetation/soil from in and around to allow for monthly inspections required by the Regional Water Quality Control Board.

### 33154900 - MUSSEL ROCK LANDFILL SITE MAINTENANCE

< ENTER PROJECT NAME HERE

	PRIOR YEARS	ADJUSTMENTS	2026E	2027E	2028E	2029E	2030E	2031E	2032E	2033E	2034E	2035E	TOTAL
<b>PROJECT EXPENDITURES:</b>													
<b>1-DESIGN</b>	-	-	-	-	-	-	-	-	-	-	-	-	-
IN-HOUSE SRV CHG DESIGN													
CONTRACTUAL SERVICES DESIGN													
ADMINISTRATION DESIGN													
<b>2-CONSTRUCTION</b>	58,250	-	200,000	200,000	85,250	90,500	95,750	101,000	106,250	111,500	117,000	-	1,165,500
IN-HOUSE SRV CHG CONSTRUCTION	4,250		7,500	7,500	5,250	5,500	5,750	6,000	6,250	6,500	7,000		
CONTRACTUAL SERVICES CONSTRUCTION	53,000		189,000	189,000	79,000	84,000	89,000	94,000	99,000	104,000	109,000		
ADMINISTRATION CONSTRUCTION	1,000		3,500	3,500	1,000	1,000	1,000	1,000	1,000	1,000	1,000		
<b>3-EQUIPMENT</b>	-	-	-	-	-	-	-	-	-	-	-	-	-
EQUIPMENT													
<b>4-OTHER USES</b>													
<b>TOTAL PROJECT EXPENDITURES</b>	<b>58,250</b>	<b>-</b>	<b>200,000</b>	<b>200,000</b>	<b>85,250</b>	<b>90,500</b>	<b>95,750</b>	<b>101,000</b>	<b>106,250</b>	<b>111,500</b>	<b>117,000</b>	<b>-</b>	<b>1,165,500</b>
<b>REVENUE SOURCES:</b>													
SOLID WASTE FRANCHISE FEE	58,250		200,000	200,000	85,250	90,500	95,750	101,000	106,250	111,500	117,000		1,165,500
													-
													-
													-
<b>OTHER SOURCES</b>													-
<b>TOTAL PROJECT REVENUES</b>	<b>58,250</b>	<b>-</b>	<b>200,000</b>	<b>200,000</b>	<b>85,250</b>	<b>90,500</b>	<b>95,750</b>	<b>101,000</b>	<b>106,250</b>	<b>111,500</b>	<b>117,000</b>	<b>-</b>	<b>1,165,500</b>
<b>IMPACT ON OPERATING BUDGET</b>													
PERSONNEL													-
OPERATING & MAINTENANCE													-
OTHER													-
<b>TOTAL IMPACT ON OPERATING BUDGET</b>	<b>-</b>	<b>-</b>	<b>-</b>	<b>-</b>	<b>-</b>	<b>-</b>	<b>-</b>	<b>-</b>	<b>-</b>	<b>-</b>	<b>-</b>	<b>-</b>	<b>-</b>

33154600 - MUSSEL ROCK MISCELLANEOUS WASTE MITIGATION/STABILIZATION													
PROJECT DESCRIPTION AND OPERATING IMPACT:													
Work to perform miscellaneous study, analysis, and/or relocation of waste, as well as study, analysis and/or performance of hillside stabilization.													
PROJECT JUSTIFICATION:													
Solid waste materials and hillsides on the site experience continuous movement and require addressing as conditions evolve.													
33154600 - MUSSEL ROCK MISCELLANEOUS WASTE MITIGATION/STA < ENTER PROJECT NAME HERE													
	PRIOR YEARS	ADJUSTMENTS	2026E	2027E	2028E	2029E	2030E	2031E	2032E	2033E	2034E	2035E	TOTAL
PROJECT EXPENDITURES:													
1-DESIGN	1,000,000	-	-	-	700,000	-	-	-	-	-	-	-	1,700,000
IN-HOUSE SRV CHG DESIGN	42,000				90,000								
CONTRACTUAL SERVICES DESIGN	950,000				600,000								
ADMINISTRATION DESIGN	8,000				10,000								
2-CONSTRUCTION	4,050,000	-	-	-	9,300,000	-	-	-	-	-	-	-	13,350,000
IN-HOUSE SRV CHG CONSTRUCTION	90,000				180,000								
CONTRACTUAL SERVICES CONSTRUCTION	3,950,000				9,100,000								
ADMINISTRATION CONSTRUCTION	10,000				20,000								
3-EQUIPMENT	-	-	-	-	-	-	-	-	-	-	-	-	-
EQUIPMENT													
4-OTHER USES													-
TOTAL PROJECT EXPENDITURES	5,050,000	-	-	-	10,000,000	-	-	-	-	-	-	-	15,050,000
REVENUE SOURCES:													
SOLID WASTE FRANCHISE FEE	4,300,000				10,000,000								14,300,000
GRANT-LOCAL/STATE	750,000												750,000
													-
													-
													-
OTHER SOURCES													-
TOTAL PROJECT REVENUES	5,050,000	-	-	-	10,000,000	-	-	-	-	-	-	-	15,050,000
IMPACT ON OPERATING BUDGET													
PERSONNEL													-
OPERATING & MAINTENANCE													-
OTHER													-
TOTAL IMPACT ON OPERATING BUDGET	-	-	-	-	-	-	-	-	-	-	-	-	-

33155000 - MUSSEL ROCK SITE ROUTINE MONITORING													
<b>PROJECT DESCRIPTION AND OPERATING IMPACT:</b>													
Perform site monitoring per requirements of the Regional Water Quality Control Board and California Coastal Commission.													
<b>PROJECT JUSTIFICATION:</b>													
Annual program to fund compliance with regulatory monitoring requirements.													
<b>33155000 - MUSSEL ROCK SITE ROUTINE MONITORING</b> <span style="float: right;">&lt; ENTER PROJECT NAME HERE</span>													
	PRIOR YEARS	ADJUSTMENTS	2026E	2027E	2028E	2029E	2030E	2031E	2032E	2033E	2034E	2035E	TOTAL
<b>PROJECT EXPENDITURES:</b>													
<b>1-DESIGN</b>	151,750	-	158,000	162,000	166,750	172,500	178,250	184,000	189,750	195,500	201,250	212,250	1,972,000
IN-HOUSE SRV CHG DESIGN	13,250		12,000	12,000	14,500	15,000	15,500	16,000	16,500	17,000	17,500	18,000	
CONTRACTUAL SERVICES DESIGN	132,750		140,000	144,000	145,750	150,750	155,750	160,750	165,750	170,750	175,750	185,750	
ADMINISTRATION DESIGN	5,750		6,000	6,000	6,500	6,750	7,000	7,250	7,500	7,750	8,000	8,500	
<b>2-CONSTRUCTION</b>	-	-	-	-	-	-	-	-	-	-	-	-	-
IN-HOUSE SRV CHG CONSTRUCTION													
CONTRACTUAL SERVICES CONSTRUCTION													
ADMINISTRATION CONSTRUCTION													
<b>3-EQUIPMENT</b>	26,552	-	27,000	28,000	26,552	26,552	26,552	26,552	26,552	26,552	26,552	26,552	293,968
EQUIPMENT	26,552		27,000	28,000	26,552	26,552	26,552	26,552	26,552	26,552	26,552	26,552	
<b>4-OTHER USES</b>													-
<b>TOTAL PROJECT EXPENDITURES</b>	<b>178,302</b>	<b>-</b>	<b>185,000</b>	<b>190,000</b>	<b>193,302</b>	<b>199,052</b>	<b>204,802</b>	<b>210,552</b>	<b>216,302</b>	<b>222,052</b>	<b>227,802</b>	<b>238,802</b>	<b>2,265,968</b>
<b>REVENUE SOURCES:</b>													
SOLID WASTE FRANCHISE FEE	178,302		185,000	190,000	193,302	199,052	204,802	210,552	216,302	222,052	227,802	238,802	2,265,968
													-
													-
													-
<b>OTHER SOURCES</b>													-
<b>TOTAL PROJECT REVENUES</b>	<b>178,302</b>	<b>-</b>	<b>185,000</b>	<b>190,000</b>	<b>193,302</b>	<b>199,052</b>	<b>204,802</b>	<b>210,552</b>	<b>216,302</b>	<b>222,052</b>	<b>227,802</b>	<b>238,802</b>	<b>2,265,968</b>
<b>IMPACT ON OPERATING BUDGET</b>													
PERSONNEL													-
OPERATING & MAINTENANCE													-
OTHER													-
<b>TOTAL IMPACT ON OPERATING BUDGET</b>	<b>-</b>	<b>-</b>	<b>-</b>	<b>-</b>	<b>-</b>	<b>-</b>	<b>-</b>	<b>-</b>	<b>-</b>	<b>-</b>	<b>-</b>	<b>-</b>	<b>-</b>

## 33155300 - MUSSEL ROCK TRANSFER STATION DECOMMISSIONING

### PROJECT DESCRIPTION AND OPERATING IMPACT:

Demolish and remove the existing transfer station building and 10,000 gallon above-ground fuel storage tank.

### PROJECT JUSTIFICATION:

Facility has closed down and is no longer used.

### 33155300 - MUSSEL ROCK TRANSFER STATION DECOMMISSIONING < ENTER PROJECT NAME HERE

	PRIOR YEARS	ADJUSTMENTS	2026E	2027E	2028E	2029E	2030E	2031E	2032E	2033E	2034E	2035E	TOTAL
<b>PROJECT EXPENDITURES:</b>													
<b>1-DESIGN</b>	-	-	-	-	-	-	-	-	-	-	-	-	-
IN-HOUSE SRV CHG DESIGN													
CONTRACTUAL SERVICES DESIGN													
ADMINISTRATION DESIGN													
<b>2-CONSTRUCTION</b>	-	-	-	-	-	500,000	-	-	-	-	-	-	500,000
IN-HOUSE SRV CHG CONSTRUCTION						40,000							
CONTRACTUAL SERVICES CONSTRUCTION						460,000							
ADMINISTRATION CONSTRUCTION													
<b>3-EQUIPMENT</b>	-	-	-	-	-	-	-	-	-	-	-	-	-
EQUIPMENT													
<b>4-OTHER USES</b>	-	-	-	-	-	-	-	-	-	-	-	-	-
<b>TOTAL PROJECT EXPENDITURES</b>	-	-	-	-	-	500,000	-	-	-	-	-	-	500,000
<b>REVENUE SOURCES:</b>													
SOLID WASTE FRANCHISE FEE						500,000							500,000
													-
													-
													-
<b>OTHER SOURCES</b>	-	-	-	-	-	-	-	-	-	-	-	-	-
<b>TOTAL PROJECT REVENUES</b>	-	-	-	-	-	500,000	-	-	-	-	-	-	500,000
<b>IMPACT ON OPERATING BUDGET</b>													
PERSONNEL													-
OPERATING & MAINTENANCE													-
OTHER													-
<b>TOTAL IMPACT ON OPERATING BUDGET</b>	-	-	-	-	-	-	-	-	-	-	-	-	-

## 33152700 - BAYSHORE PARK REHABILITATION

### PROJECT DESCRIPTION AND OPERATING IMPACT:

To rebuild a new park in a relocated location. Install new playground structure, soccer field, landscape, concrete and drainage work.

### PROJECT JUSTIFICATION:

Park was relocated to accommodate the redevelopment of Midway Village project.

### 33152700 - BAYSHORE PARK REHABILITATION

< ENTER PROJECT NAME HERE

	PRIOR YEARS	ADJUSTMENTS	2026E	2027E	2028E	2029E	2030E	2031E	2032E	2033E	2034E	2035E	TOTAL
<b>PROJECT EXPENDITURES:</b>													
<b>1-DESIGN</b>	650,000	-	-	-	-	-	-	-	-	-	-	-	650,000
IN-HOUSE SRV CHG DESIGN	60,000												
CONTRACTUAL SERVICES DESIGN	590,000												
ADMINISTRATION DESIGN													
<b>2-CONSTRUCTION</b>	-	-	-	-	4,660,000	-	-	-	-	-	-	-	4,660,000
IN-HOUSE SRV CHG CONSTRUCTION					260,000								
CONTRACTUAL SERVICES CONSTRUCTION					4,400,000								
ADMINISTRATION CONSTRUCTION													
<b>3-EQUIPMENT</b>	-	-	-	-	-	-	-	-	-	-	-	-	-
EQUIPMENT													
<b>4-OTHER USES</b>													-
<b>TOTAL PROJECT EXPENDITURES</b>	<b>650,000</b>	<b>-</b>	<b>-</b>	<b>-</b>	<b>4,660,000</b>	<b>-</b>	<b>-</b>	<b>-</b>	<b>-</b>	<b>-</b>	<b>-</b>	<b>-</b>	<b>5,310,000</b>

### REVENUE SOURCES:

PARK LAND DEDICATION FEE	650,000				4,660,000								5,310,000
													-
													-
													-
													-
<b>OTHER SOURCES</b>													-
<b>TOTAL PROJECT REVENUES</b>	<b>650,000</b>	<b>-</b>	<b>-</b>	<b>-</b>	<b>4,660,000</b>	<b>-</b>	<b>-</b>	<b>-</b>	<b>-</b>	<b>-</b>	<b>-</b>	<b>-</b>	<b>5,310,000</b>

<b>IMPACT ON OPERATING BUDGET</b>	<b>PRIOR YEARS</b>	<b>ADJUSTMENTS</b>	<b>2026E</b>	<b>2027E</b>	<b>2028E</b>	<b>2029E</b>	<b>2030E</b>	<b>2031E</b>	<b>2032E</b>	<b>2033E</b>	<b>2034E</b>	<b>2035E</b>	
PERSONNEL													-
OPERATING & MAINTENANCE													-
OTHER													-
<b>TOTAL IMPACT ON OPERATING BUDGET</b>	<b>-</b>	<b>-</b>	<b>-</b>	<b>-</b>	<b>-</b>	<b>-</b>	<b>-</b>	<b>-</b>	<b>-</b>	<b>-</b>	<b>-</b>	<b>-</b>	<b>-</b>

FUT - CANTERBURY PARK RENOVATION

PROJECT DESCRIPTION AND OPERATING IMPACT:

Replace fencing around perimeter of the park. Replace play equipment and surfacing. Replace site furnishings and signage. Add site drainage to eliminate flooding in play area.  
Renovate turf.  
Replace landscaping, irrigation system, and add trees.

PROJECT JUSTIFICATION:

The park's facilities are beginning to be worn to the point where basic functionality is compromised. Playground equipment is obsolete and replacement parts are not available.

FUT - CANTERBURY PARK RENOVATION		< ENTER PROJECT NAME HERE												
		PRIOR YEARS	ADJUSTMENTS	2026E	2027E	2028E	2029E	2030E	2031E	2032E	2033E	2034E	2035E	TOTAL
PROJECT EXPENDITURES:														
1-DESIGN		-	-	-	-	-	-	-	-	-	-	-	-	-
IN-HOUSE SRV CHG DESIGN														
CONTRACTUAL SERVICES DESIGN														
ADMINISTRATION DESIGN														
2-CONSTRUCTION		-	-	-	-	200,000	-	-	-	-	-	-	-	200,000
IN-HOUSE SRV CHG CONSTRUCTION														
CONTRACTUAL SERVICES CONSTRUCTION						200,000								
ADMINISTRATION CONSTRUCTION														
3-EQUIPMENT		-	-	-	-	-	-	-	-	-	-	-	-	-
EQUIPMENT														
4-OTHER USES														
TOTAL PROJECT EXPENDITURES		-	-	-	-	200,000	-	-	-	-	-	-	-	200,000
REVENUE SOURCES:														
GENERAL CIP FUND						200,000								200,000
														-
														-
														-
OTHER SOURCES														-
TOTAL PROJECT REVENUES		-	-	-	-	200,000	-	-	-	-	-	-	-	200,000
IMPACT ON OPERATING BUDGET														
		PRIOR YEARS	ADJUSTMENTS	2026E	2027E	2028E	2029E	2030E	2031E	2032E	2033E	2034E	2035E	
PERSONNEL OPERATING & MAINTENANCE OTHER														-
														-
														-
TOTAL IMPACT ON OPERATING BUDGET		-	-	-	-	-	-	-	-	-	-	-	-	-

## FUT - GELLERT PARK COVERED TRASH ENCLOSURE

### PROJECT DESCRIPTION AND OPERATING IMPACT:

Construct a covered trash enclosure in Gellert Park. The design of the enclosure shall incorporate the similar materials used for the primary buildings for a coordinated look and feel to the site. The roof will be a standing seam metal roof. Landscaping will be improved around the enclosure to minimize visibility from public spaces.

### PROJECT JUSTIFICATION:

The existing trash container storage location is placed in an area that is otherwise used for parking. They are unsightly and because the containers are in plane site, they tend to be a hot spot for illegal dumping. Having a covered trash enclosure area will improve the appearance of the park and prevent pollutants from entering the storm water conveyance system.

### FUT - GELLERT PARK COVERED TRASH ENCLOSURE

< ENTER PROJECT NAME HERE

	PRIOR YEARS	ADJUSTMENTS	2026E	2027E	2028E	2029E	2030E	2031E	2032E	2033E	2034E	2035E	TOTAL
<b>PROJECT EXPENDITURES:</b>													
<b>1-DESIGN</b>	-	-	-	-	32,500	-	-	-	-	-	-	-	32,500
IN-HOUSE SRV CHG DESIGN					12,500								
CONTRACTUAL SERVICES DESIGN					20,000								
ADMINISTRATION DESIGN													
<b>2-CONSTRUCTION</b>	-	-	-	-	125,000	-	-	-	-	-	-	-	125,000
IN-HOUSE SRV CHG CONSTRUCTION													
CONTRACTUAL SERVICES CONSTRUCTION					125,000								
ADMINISTRATION CONSTRUCTION													
<b>3-EQUIPMENT</b>	-	-	-	-	-	-	-	-	-	-	-	-	-
EQUIPMENT													
<b>4-OTHER USES</b>	-	-	-	-	-	-	-	-	-	-	-	-	-
<b>TOTAL PROJECT EXPENDITURES</b>	-	-	-	-	157,500	-	-	-	-	-	-	-	157,500

### REVENUE SOURCES:

GENERAL CIP FUND					157,500								157,500
													-
													-
													-
<b>OTHER SOURCES</b>	-	-	-	-	-	-	-	-	-	-	-	-	-
<b>TOTAL PROJECT REVENUES</b>	-	-	-	-	157,500	-	-	-	-	-	-	-	157,500

IMPACT ON OPERATING BUDGET	PRIOR YEARS	ADJUSTMENTS	2026E	2027E	2028E	2029E	2030E	2031E	2032E	2033E	2034E	2035E	
PERSONNEL													-
OPERATING & MAINTENANCE													-
OTHER													-
<b>TOTAL IMPACT ON OPERATING BUDGET</b>	-	-	-	-	-	-	-	-	-	-	-	-	-

FUT - GILBRECH PARK RENOVATION

PROJECT DESCRIPTION AND OPERATING IMPACT:

Replace fencing around perimeter of the park. Replace play equipment and surfacing. Replace site furnishings and signage. Renovate turf and picnic surface. Replace hillside landscaping, irrigation system, and add trees.

PROJECT JUSTIFICATION:

The park's facilities are beginning to be worn to the point where basic functionality is compromised. Playground equipment is obsolete and replacement parts are difficult to procure.

FUT - GILBRECH PARK RENOVATION		< ENTER PROJECT NAME HERE												
		PRIOR YEARS	ADJUSTMENTS	2026E	2027E	2028E	2029E	2030E	2031E	2032E	2033E	2034E	2035E	TOTAL
PROJECT EXPENDITURES:														
1-DESIGN		-	-	-	-	-	-	-	-	-	-	-	-	-
IN-HOUSE SRV CHG DESIGN														
CONTRACTUAL SERVICES DESIGN														
ADMINISTRATION DESIGN														
2-CONSTRUCTION		-	-	-	-	225,000	-	-	-	-	-	-	-	225,000
IN-HOUSE SRV CHG CONSTRUCTION														
CONTRACTUAL SERVICES CONSTRUCTION						225,000								
ADMINISTRATION CONSTRUCTION														
3-EQUIPMENT		-	-	-	-	-	-	-	-	-	-	-	-	-
EQUIPMENT														
4-OTHER USES														
TOTAL PROJECT EXPENDITURES		-	-	-	-	225,000	-	-	-	-	-	-	-	225,000
REVENUE SOURCES:														
GENERAL CIP FUND						225,000								225,000
														-
														-
														-
OTHER SOURCES														-
TOTAL PROJECT REVENUES		-	-	-	-	225,000	-	-	-	-	-	-	-	225,000
IMPACT ON OPERATING BUDGET														
		PRIOR YEARS	ADJUSTMENTS	2026E	2027E	2028E	2029E	2030E	2031E	2032E	2033E	2034E	2035E	
PERSONNEL														-
	OPERATING & MAINTENANCE													-
	OTHER													-
TOTAL IMPACT ON OPERATING BUDGET		-	-	-	-	-	-	-	-	-	-	-	-	-

33187800 - HILLSIDE PARK IMPROVEMENTS

PROJECT DESCRIPTION AND OPERATING IMPACT:

PROJECT JUSTIFICATION:

33187800 - HILLSIDE PARK IMPROVEMENTS < ENTER PROJECT NAME HERE

	PRIOR YEARS	ADJUSTMENTS	2026E	2027E	2028E	2029E	2030E	2031E	2032E	2033E	2034E	2035E	TOTAL
PROJECT EXPENDITURES:													
1-DESIGN	906,751	-	-	-	-	-	-	-	-	-	-	-	906,751
IN-HOUSE SRV CHG DESIGN	147,684												
CONTRACTUAL SERVICES DESIGN	754,425												
ADMINISTRATION DESIGN	4,642												
2-CONSTRUCTION	3,500,000	-	-	-	-	-	-	-	-	-	-	-	3,500,000
IN-HOUSE SRV CHG CONSTRUCTION	595,000												
CONTRACTUAL SERVICES CONSTRUCTION	2,900,000												
ADMINISTRATION CONSTRUCTION	5,000												
3-EQUIPMENT	-	-	-	-	-	-	-	-	-	-	-	-	-
EQUIPMENT													
4-OTHER USES													
TOTAL PROJECT EXPENDITURES	4,406,751	-	-	-	-	-	-	-	-	-	-	-	4,406,751

REVENUE SOURCES:													
GRANT-LOCAL/STATE	3,906,751												3,906,751
DEVELOPER CONTRIBUTION	500,000												500,000
													-
													-
OTHER SOURCES													-
TOTAL PROJECT REVENUES	4,406,751	-	-	-	-	-	-	-	-	-	-	-	4,406,751

IMPACT ON OPERATING BUDGET	PRIOR YEARS	ADJUSTMENTS	2026E	2027E	2028E	2029E	2030E	2031E	2032E	2033E	2034E	2035E	
PERSONNEL													-
OPERATING & MAINTENANCE													-
OTHER													-
TOTAL IMPACT ON OPERATING BUDGET	-	-	-	-	-	-	-	-	-	-	-	-	-

**33177100 - MISSION HILLS DOG PARK****PROJECT DESCRIPTION AND OPERATING IMPACT:**

To prepare a design for a dog park at Mission Hills Park. The request is to allocate \$85,000 from the general fund to prepare a design for a dog park at Mission Hills Park.

**PROJECT JUSTIFICATION:**

The Parks Master Plan has identified a need for a fenced dog park at the Mission Hills Park.

33177100 - MISSION HILLS DOG PARK		< ENTER PROJECT NAME HERE												
		PRIOR YEARS	ADJUSTMENTS	2026E	2027E	2028E	2029E	2030E	2031E	2032E	2033E	2034E	2035E	TOTAL
PROJECT EXPENDITURES:														
1-DESIGN		85,000	-	-	-	-	-	-	-	-	-	-	-	85,000
IN-HOUSE SRV CHG DESIGN		5,000												
CONTRACTUAL SERVICES DESIGN		78,000												
ADMINISTRATION DESIGN		2,000												
2-CONSTRUCTION		-	-	-	-	950,000	-	-	-	-	-	-	-	950,000
IN-HOUSE SRV CHG CONSTRUCTION						75,000								
CONTRACTUAL SERVICES CONSTRUCTION						875,000								
ADMINISTRATION CONSTRUCTION														
3-EQUIPMENT		-	-	-	-	-	-	-	-	-	-	-	-	-
EQUIPMENT														
4-OTHER USES														-
TOTAL PROJECT EXPENDITURES		85,000	-	-	-	950,000	-	-	-	-	-	-	-	1,035,000
REVENUE SOURCES:														
GENERAL CIP FUND		85,000				950,000								1,035,000
														-
														-
														-
														-
OTHER SOURCES														-
TOTAL PROJECT REVENUES		85,000	-	-	-	950,000	-	-	-	-	-	-	-	1,035,000
IMPACT ON OPERATING BUDGET														
PERSONNEL														-
OPERATING & MAINTENANCE														-
OTHER														-
TOTAL IMPACT ON OPERATING BUDGET		-	-	-	-	-	-	-	-	-	-	-	-	-

## FUT - MISSION HILLS PARK RENOVATION

### PROJECT DESCRIPTION AND OPERATING IMPACT:

Resurface and restripe basketball courts. Replace fencing around basketball court. Replace play equipment and surfacing. Replace site furnishings. Construct off leash dog area. Improve landscaping and add trees. Improve lighting.

### PROJECT JUSTIFICATION:

The park's facilities are beginning to be worn to the point where basic functionality is compromised. Expand use of the park by adding a off leash area to the unused section of City property to the west of the park.

FUT - MISSION HILLS PARK RENOVATION		< ENTER PROJECT NAME HERE											
	PRIOR YEARS	ADJUSTMENTS	2026E	2027E	2028E	2029E	2030E	2031E	2032E	2033E	2034E	2035E	TOTAL
<b>PROJECT EXPENDITURES:</b>													
<b>1-DESIGN</b>	-	-	-	-	-	220,000	-	-	-	-	-	-	220,000
IN-HOUSE SRV CHG DESIGN						80,000							
CONTRACTUAL SERVICES DESIGN						140,000							
ADMINISTRATION DESIGN													
<b>2-CONSTRUCTION</b>	-	-	-	-	-	1,375,000	-	-	-	-	-	-	1,375,000
IN-HOUSE SRV CHG CONSTRUCTION													
CONTRACTUAL SERVICES CONSTRUCTION						1,375,000							
ADMINISTRATION CONSTRUCTION													
<b>3-EQUIPMENT</b>	-	-	-	-	-	-	-	-	-	-	-	-	-
EQUIPMENT													
<b>4-OTHER USES</b>	-	-	-	-	-	-	-	-	-	-	-	-	-
<b>TOTAL PROJECT EXPENDITURES</b>	-	-	-	-	-	1,595,000	-	-	-	-	-	-	1,595,000
<b>REVENUE SOURCES:</b>													
GENERAL CIP FUND						1,595,000							1,595,000
													-
													-
													-
<b>OTHER SOURCES</b>	-	-	-	-	-	-	-	-	-	-	-	-	-
<b>TOTAL PROJECT REVENUES</b>	-	-	-	-	-	1,595,000	-	-	-	-	-	-	1,595,000
<b>IMPACT ON OPERATING BUDGET</b>													
PERSONNEL													-
OPERATING & MAINTENANCE													-
OTHER													-
<b>TOTAL IMPACT ON OPERATING BUDGET</b>	-	-	-	-	-	-	-	-	-	-	-	-	-

## FUT - NORTHRIDGE PARK RENOVATION

### PROJECT DESCRIPTION AND OPERATING IMPACT:

Resurface and restripe basketball court. Replace basketball hoop system = \$100,000

Replace fencing around perimeter of the park. Replace 4' fence around basketball court with 8' fence. Relocate northern section of fence away from the eroded area. = \$60,000

Replace play equipment and surfacing. \$450,000

Replace site furnishings \$35,000

### PROJECT JUSTIFICATION:

The park's facilities are worn to the point where basic functionality is compromised. The fencing around the park is deteriorating and needs to be relocated due to costal erosion. The playground safety surface, fibar, is routinely blown out of the playground area during windy times. The turf area requires regrading to conform with the sidewalk elevation.

FUT - NORTHRIDGE PARK RENOVATION													
< ENTER PROJECT NAME HERE													
	PRIOR YEARS	ADJUSTMENTS	2026E	2027E	2028E	2029E	2030E	2031E	2032E	2033E	2034E	2035E	TOTAL
<b>PROJECT EXPENDITURES:</b>													
<b>1-DESIGN</b>	-	-	-	-	-	165,000	-	-	-	-	-	-	165,000
IN-HOUSE SRV CHG DESIGN						75,000							
CONTRACTUAL SERVICES DESIGN						90,000							
ADMINISTRATION DESIGN													
<b>2-CONSTRUCTION</b>	-	-	-	-	-	820,000	-	-	-	-	-	-	820,000
IN-HOUSE SRV CHG CONSTRUCTION													
CONTRACTUAL SERVICES CONSTRUCTION						820,000							
ADMINISTRATION CONSTRUCTION													
<b>3-EQUIPMENT</b>	-	-	-	-	-	-	-	-	-	-	-	-	-
EQUIPMENT													
<b>4-OTHER USES</b>	-	-	-	-	-	-	-	-	-	-	-	-	-
<b>TOTAL PROJECT EXPENDITURES</b>	-	-	-	-	-	985,000	-	-	-	-	-	-	985,000
<b>REVENUE SOURCES:</b>													
GENERAL CIP FUND						985,000							985,000
													-
													-
													-
<b>OTHER SOURCES</b>	-	-	-	-	-	-	-	-	-	-	-	-	-
<b>TOTAL PROJECT REVENUES</b>	-	-	-	-	-	985,000	-	-	-	-	-	-	985,000
<b>IMPACT ON OPERATING BUDGET</b>													
PERSONNEL													-
OPERATING & MAINTENANCE													-
OTHER													-
<b>TOTAL IMPACT ON OPERATING BUDGET</b>	-	-	-	-	-	-	-	-	-	-	-	-	-

33157400 - PALISADES AND NORTHRIDGE PARK FENCE REPLACEMENT													
<b>PROJECT DESCRIPTION AND OPERATING IMPACT:</b>													
Replace chain link fence at Northridge Park 900' and Palisades Park 600'													
<b>PROJECT JUSTIFICATION:</b>													
Fence is deteriorated and has exceeded it's useful life.													
<b>33157400 - PALISADES AND NORTHRIDGE PARK FENCE REPLACEMENT</b> < ENTER PROJECT NAME HERE													
	PRIOR YEARS	ADJUSTMENTS	2026E	2027E	2028E	2029E	2030E	2031E	2032E	2033E	2034E	2035E	TOTAL
<b>PROJECT EXPENDITURES:</b>													
<b>1-DESIGN</b>	-	-	-	-	-	-	-	-	-	-	-	-	-
IN-HOUSE SRV CHG DESIGN													
CONTRACTUAL SERVICES DESIGN													
ADMINISTRATION DESIGN													
<b>2-CONSTRUCTION</b>	100,000	-	-	-	-	-	-	-	-	-	-	-	100,000
IN-HOUSE SRV CHG CONSTRUCTION													
CONTRACTUAL SERVICES CONSTRUCTION	100,000												
ADMINISTRATION CONSTRUCTION													
<b>3-EQUIPMENT</b>	-	-	-	-	-	-	-	-	-	-	-	-	-
EQUIPMENT													
<b>4-OTHER USES</b>													-
<b>TOTAL PROJECT EXPENDITURES</b>	100,000	-	-	-	-	-	-	-	-	-	-	-	100,000
<b>REVENUE SOURCES:</b>													
GENERAL CIP FUND	100,000												100,000
													-
													-
													-
<b>OTHER SOURCES</b>													-
<b>TOTAL PROJECT REVENUES</b>	100,000	-	-	-	-	-	-	-	-	-	-	-	100,000
<b>IMPACT ON OPERATING BUDGET</b>													
PERSONNEL													-
OPERATING & MAINTENANCE													-
OTHER													-
<b>TOTAL IMPACT ON OPERATING BUDGET</b>	-	-	-	-	-	-	-	-	-	-	-	-	-

FUT - PALISADES PARK RENOVATION													
<b>PROJECT DESCRIPTION AND OPERATING IMPACT:</b>													
Replace fencing around perimeter of the park. Replace 4' fence on east side of basketball court with 8' fence. Replace play equipment and surfacing. Replace site furnishings. Renovate and enlarge off leash area. Replace turf, landscaping, irrigation system, and add trees.													
<b>PROJECT JUSTIFICATION:</b>													
The park's facilities are worn to the point where basic functionality is compromised. The fencing around the park is deteriorating. The playground safety surface, fibar, is routinely blown out of the playground area during windy times. The turf area requires regrading to conform with the sidewalk elevation. The off leash area is small.													
<b>FUT - PALISADES PARK RENOVATION</b>	< ENTER PROJECT NAME HERE												
	PRIOR YEARS	ADJUSTMENTS	2026E	2027E	2028E	2029E	2030E	2031E	2032E	2033E	2034E	2035E	TOTAL
<b>PROJECT EXPENDITURES:</b>													
<b>1-DESIGN</b>	-	-	-	-	-	-	-	-	210,000	-	-	-	210,000
IN-HOUSE SRV CHG DESIGN									90,000				
CONTRACTUAL SERVICES DESIGN									120,000				
ADMINISTRATION DESIGN													
<b>2-CONSTRUCTION</b>	-	-	-	-	-	-	-	-	1,250,000	-	-	-	1,250,000
IN-HOUSE SRV CHG CONSTRUCTION													
CONTRACTUAL SERVICES CONSTRUCTION									1,250,000				
ADMINISTRATION CONSTRUCTION													
<b>3-EQUIPMENT</b>	-	-	-	-	-	-	-	-	-	-	-	-	-
EQUIPMENT													
<b>4-OTHER USES</b>	-	-	-	-	-	-	-	-	-	-	-	-	-
<b>TOTAL PROJECT EXPENDITURES</b>	-	-	-	-	-	-	-	-	1,460,000	-	-	-	1,460,000
<b>REVENUE SOURCES:</b>													
GENERAL CIP FUND									1,460,000				1,460,000
													-
													-
													-
<b>OTHER SOURCES</b>	-	-	-	-	-	-	-	-	-	-	-	-	-
<b>TOTAL PROJECT REVENUES</b>	-	-	-	-	-	-	-	-	1,460,000	-	-	-	1,460,000
<b>IMPACT ON OPERATING BUDGET</b>													
PERSONNEL													-
OPERATING & MAINTENANCE													-
OTHER													-
<b>TOTAL IMPACT ON OPERATING BUDGET</b>	-	-	-	-	-	-	-	-	-	-	-	-	-

## 33186700 - WESTLAKE PARK COVERED MATERIAL STORAGE ENCLOSURE

### PROJECT DESCRIPTION AND OPERATING IMPACT:

Construct covered material storage enclosure.

### PROJECT JUSTIFICATION:

SB1383 requires local jurisdiction to procure organic waste products such as mulch or compost. The mulch or compost will need to be stored in a covered material storage enclosure to prevent run-off into the storm drain system.

### 33186700 - WESTLAKE PARK COVERED MATERIAL STORAGE ENCLOSURE < ENTER PROJECT NAME HERE

	PRIOR YEARS	ADJUSTMENTS	2026E	2027E	2028E	2029E	2030E	2031E	2032E	2033E	2034E	2035E	TOTAL
<b>PROJECT EXPENDITURES:</b>													
<b>1-DESIGN</b>	9,000	-	-	-	-	-	-	-	-	-	-	-	9,000
IN-HOUSE SRV CHG DESIGN													
CONTRACTUAL SERVICES DESIGN	9,000												
ADMINISTRATION DESIGN													
<b>2-CONSTRUCTION</b>	81,000	-	-	-	-	-	-	-	-	-	-	-	81,000
IN-HOUSE SRV CHG CONSTRUCTION													
CONTRACTUAL SERVICES CONSTRUCTION	81,000												
ADMINISTRATION CONSTRUCTION													
<b>3-EQUIPMENT</b>	-	-	-	-	-	-	-	-	-	-	-	-	-
EQUIPMENT													
<b>4-OTHER USES</b>													
<b>TOTAL PROJECT EXPENDITURES</b>	90,000	-	-	-	-	-	-	-	-	-	-	-	90,000
<b>REVENUE SOURCES:</b>													
GENERAL CIP FUND	90,000												90,000
													-
													-
													-
<b>OTHER SOURCES</b>													-
<b>TOTAL PROJECT REVENUES</b>	90,000	-	-	-	-	-	-	-	-	-	-	-	90,000
<b>IMPACT ON OPERATING BUDGET</b>													
PERSONNEL													-
OPERATING & MAINTENANCE													-
OTHER													-
<b>TOTAL IMPACT ON OPERATING BUDGET</b>	-	-	-	-	-	-	-	-	-	-	-	-	-

## FUT - WESTLAKE PARK COVERED TRASH ENCLOSURE

### PROJECT DESCRIPTION AND OPERATING IMPACT:

Construct a covered trash enclosure behind the Westlake Community Center. The design of the enclosure shall incorporate the similar materials used for the primary buildings for a coordinated look and feel to the site. The roof will be a standing seam metal roof. Landscaping will be improved around the encloser to minimize visibility from public spaces.

### PROJECT JUSTIFICATION:

The existing trash container storage location is placed in an area that is otherwise used for parking. They are unsightly and because the containers are in plane site, they tend to be a hot spot for illegal dumping. Having a covered trash enclosure area will improve the appearance of the park and prevent pollutants from entering the storm water conveyance system.

### FUT - WESTLAKE PARK COVERED TRASH ENCLOSURE

< ENTER PROJECT NAME HERE

	PRIOR YEARS	ADJUSTMENTS	2026E	2027E	2028E	2029E	2030E	2031E	2032E	2033E	2034E	2035E	TOTAL
<b>PROJECT EXPENDITURES:</b>													
<b>1-DESIGN</b>	-	-	-	-	45,000	-	-	-	-	-	-	-	45,000
IN-HOUSE SRV CHG DESIGN					15,000								
CONTRACTUAL SERVICES DESIGN					30,000								
ADMINISTRATION DESIGN													
<b>2-CONSTRUCTION</b>	-	-	-	-	150,000	-	-	-	-	-	-	-	150,000
IN-HOUSE SRV CHG CONSTRUCTION													
CONTRACTUAL SERVICES CONSTRUCTION					150,000								
ADMINISTRATION CONSTRUCTION													
<b>3-EQUIPMENT</b>	-	-	-	-	-	-	-	-	-	-	-	-	-
EQUIPMENT													
<b>4-OTHER USES</b>	-	-	-	-	-	-	-	-	-	-	-	-	-
<b>TOTAL PROJECT EXPENDITURES</b>	-	-	-	-	195,000	-	-	-	-	-	-	-	195,000

### REVENUE SOURCES:

GENERAL CIP FUND					195,000								195,000
													-
													-
													-
<b>OTHER SOURCES</b>	-	-	-	-	-	-	-	-	-	-	-	-	-
<b>TOTAL PROJECT REVENUES</b>	-	-	-	-	195,000	-	-	-	-	-	-	-	195,000

IMPACT ON OPERATING BUDGET	PRIOR YEARS	ADJUSTMENTS	2026E	2027E	2028E	2029E	2030E	2031E	2032E	2033E	2034E	2035E	
PERSONNEL													-
OPERATING & MAINTENANCE													-
OTHER													-
<b>TOTAL IMPACT ON OPERATING BUDGET</b>	-	-	-	-	-	-	-	-	-	-	-	-	-

## 33158900 - WESTLAKE PARK MASTER PLAN

### PROJECT DESCRIPTION AND OPERATING IMPACT:

The Mayor and City Council have expressed interest in revitalizing Westlake Park and Doelger Senior Center. To better understand the potential and opportunity for this space, a feasibility study and assessment are needed.

### PROJECT JUSTIFICATION:

The Mayor and City Council have expressed interest in revitalizing Westlake Park and Doelger Senior Center. To better understand the potential and opportunity for this space, a feasibility study and assessment are needed.

### 33158900 - WESTLAKE PARK MASTER PLAN

< ENTER PROJECT NAME HERE

	PRIOR YEARS	ADJUSTMENTS	2026E	2027E	2028E	2029E	2030E	2031E	2032E	2033E	2034E	2035E	TOTAL
<b>PROJECT EXPENDITURES:</b>													
<b>1-DESIGN</b>	150,000	-	-	-	-	-	-	-	-	-	-	-	150,000
IN-HOUSE SRV CHG DESIGN													
CONTRACTUAL SERVICES DESIGN	150,000												
ADMINISTRATION DESIGN													
<b>2-CONSTRUCTION</b>	-	-	-	-	-	-	-	-	-	-	-	-	-
IN-HOUSE SRV CHG CONSTRUCTION													
CONTRACTUAL SERVICES CONSTRUCTION													
ADMINISTRATION CONSTRUCTION													
<b>3-EQUIPMENT</b>	-	-	-	-	-	-	-	-	-	-	-	-	-
EQUIPMENT													
<b>4-OTHER USES</b>	-	-	-	-	-	-	-	-	-	-	-	-	-
<b>TOTAL PROJECT EXPENDITURES</b>	150,000	-	-	-	-	-	-	-	-	-	-	-	150,000
<b>REVENUE SOURCES:</b>													
GENERAL CIP FUND	150,000												150,000
													-
													-
													-
													-
<b>OTHER SOURCES</b>	-	-	-	-	-	-	-	-	-	-	-	-	-
<b>TOTAL PROJECT REVENUES</b>	150,000	-	-	-	-	-	-	-	-	-	-	-	150,000
<b>IMPACT ON OPERATING BUDGET</b>													
PERSONNEL													-
OPERATING & MAINTENANCE													-
OTHER													-
<b>TOTAL IMPACT ON OPERATING BUDGET</b>	-	-	-	-	-	-	-	-	-	-	-	-	-

## 33190100 - WESTLAKE PARK SPORTS COURT RENOVATION

### PROJECT DESCRIPTION AND OPERATING IMPACT:

Resurface and reconfigure the four (4) tennis courts at Westlake Park to include one (1) basketball court, two (2) pickleball courts, and two (2) tennis courts. Remove and install new net posts and center tie downs. Replace the chain link fence along the perimeter of the tennis courts and install a chain link fence separating the basketball court from the pickleball and tennis courts.

### PROJECT JUSTIFICATION:

The tennis court surface is at the end of its useful life and showing signs of deterioration. Resurfacing the tennis courts will preserve the integrity of the surface, preventing major capital cost to reconstruct the tennis courts in the future. The chain link fence along the perimeter of the tennis courts is also at the end of its useful life. Reconfiguring the existing tennis courts to allow other popular sports activities at Westlake Park will benefit the community.

### 33190100 - WESTLAKE PARK SPORTS COURT RENOVATION

< ENTER PROJECT NAME HERE

	PRIOR YEARS	ADJUSTMENTS	2026E	2027E	2028E	2029E	2030E	2031E	2032E	2033E	2034E	2035E	TOTAL
<b>PROJECT EXPENDITURES:</b>													
<b>1-DESIGN</b>	27,000	-	-	-	-	-	-	-	-	-	-	-	27,000
IN-HOUSE SRV CHG DESIGN	25,000												
CONTRACTUAL SERVICES DESIGN													
ADMINISTRATION DESIGN	2,000												
<b>2-CONSTRUCTION</b>	268,000	-	-	-	-	-	-	-	-	-	-	-	268,000
IN-HOUSE SRV CHG CONSTRUCTION	25,000												
CONTRACTUAL SERVICES CONSTRUCTION	240,000												
ADMINISTRATION CONSTRUCTION	3,000												
<b>3-EQUIPMENT</b>	-	-	-	-	-	-	-	-	-	-	-	-	-
EQUIPMENT													
<b>4-OTHER USES</b>	-	-	-	-	-	-	-	-	-	-	-	-	-
<b>TOTAL PROJECT EXPENDITURES</b>	295,000	-	-	-	-	-	-	-	-	-	-	-	295,000

### REVENUE SOURCES:

PARK LAND DEDICATION FEE	295,000												295,000
													-
													-
													-
													-
<b>OTHER SOURCES</b>	-	-	-	-	-	-	-	-	-	-	-	-	-
<b>TOTAL PROJECT REVENUES</b>	295,000	-	-	-	-	-	-	-	-	-	-	-	295,000

IMPACT ON OPERATING BUDGET	PRIOR YEARS	ADJUSTMENTS	2026E	2027E	2028E	2029E	2030E	2031E	2032E	2033E	2034E	2035E	
PERSONNEL													-
OPERATING & MAINTENANCE													-
OTHER													-
<b>TOTAL IMPACT ON OPERATING BUDGET</b>	-	-	-	-	-	-	-	-	-	-	-	-	-

**33191500 - LAKE MERCED BLVD. STORM DRAIN LINE CLEANING****PROJECT DESCRIPTION AND OPERATING IMPACT:**

Clean approximately 200 feet of a 72" RCP storm drain line that runs under Lake Merced Blvd. Test and disposal fees for material removed from the storm drain pipe.

**PROJECT JUSTIFICATION:**

Approximately 200 feet of the 72" RCP storm drain line is at capacity with silt and debris. In it's current condition the storm drain system can not operate as designed.

**33191500 - LAKE MERCED BLVD. STORM DRAIN LINE** CLEANING < ENTER PROJECT NAME HERE

	PRIOR YEARS	ADJUSTMENTS	2026E	2027E	2028E	2029E	2030E	2031E	2032E	2033E	2034E	2035E	TOTAL
<b>PROJECT EXPENDITURES:</b>													
<b>1-DESIGN</b>	-	-	-	-	-	-	-	-	-	-	-	-	-
IN-HOUSE SRV CHG DESIGN													
CONTRACTUAL SERVICES DESIGN													
ADMINISTRATION DESIGN													
<b>2-CONSTRUCTION</b>	125,000	-	-	-	-	-	-	-	-	-	-	-	125,000
IN-HOUSE SRV CHG CONSTRUCTION													
CONTRACTUAL SERVICES CONSTRUCTION	125,000												
ADMINISTRATION CONSTRUCTION													
<b>3-EQUIPMENT</b>	-	-	-	-	-	-	-	-	-	-	-	-	-
EQUIPMENT													
<b>4-OTHER USES</b>													-
<b>TOTAL PROJECT EXPENDITURES</b>	125,000	-	-	-	-	-	-	-	-	-	-	-	125,000

**REVENUE SOURCES:**

GENERAL CIP FUND	125,000												125,000
													-
													-
													-
<b>OTHER SOURCES</b>													-
<b>TOTAL PROJECT REVENUES</b>	125,000	-	-	-	-	-	-	-	-	-	-	-	125,000

IMPACT ON OPERATING BUDGET	PRIOR YEARS	ADJUSTMENTS	2026E	2027E	2028E	2029E	2030E	2031E	2032E	2033E	2034E	2035E	
PERSONNEL													-
OPERATING & MAINTENANCE													-
OTHER													-
<b>TOTAL IMPACT ON OPERATING BUDGET</b>	-	-	-	-	-	-	-	-	-	-	-	-	-

33193500 - MISCELLANEOUS STORM DRAIN REHABILITATION AND REPLACEMENT													
<b>PROJECT DESCRIPTION AND OPERATING IMPACT:</b>													
Various storm drain pipes, structures, and laterals require rehabilitation and/or replacement													
<b>PROJECT JUSTIFICATION:</b>													
Repair and replacement are required to ensure continued system operation and reliability													
<b>33193500 - MISCELLANEOUS STORM DRAIN REHABILITATION AND RE &lt; ENTER PROJECT NAME HERE</b>													
	PRIOR YEARS	ADJUSTMENTS	2026E	2027E	2028E	2029E	2030E	2031E	2032E	2033E	2034E	2035E	TOTAL
<b>PROJECT EXPENDITURES:</b>													
<b>1-DESIGN</b>	-	-	-	-	-	-	-	-	-	-	-	-	-
IN-HOUSE SRV CHG DESIGN													
CONTRACTUAL SERVICES DESIGN													
ADMINISTRATION DESIGN													
<b>2-CONSTRUCTION</b>	650,000	-	-	-	-	-	-	-	-	-	-	-	650,000
IN-HOUSE SRV CHG CONSTRUCTION	50,000												
CONTRACTUAL SERVICES CONSTRUCTION	600,000												
ADMINISTRATION CONSTRUCTION													
<b>3-EQUIPMENT</b>	-	-	-	-	-	-	-	-	-	-	-	-	-
EQUIPMENT													
<b>4-OTHER USES</b>													
<b>TOTAL PROJECT EXPENDITURES</b>	<b>650,000</b>	<b>-</b>	<b>-</b>	<b>-</b>	<b>-</b>	<b>-</b>	<b>-</b>	<b>-</b>	<b>-</b>	<b>-</b>	<b>-</b>	<b>-</b>	<b>650,000</b>
<b>REVENUE SOURCES:</b>													
GRANT-FEDERAL	650,000												650,000
													-
													-
													-
<b>OTHER SOURCES</b>													-
<b>TOTAL PROJECT REVENUES</b>	<b>650,000</b>	<b>-</b>	<b>-</b>	<b>-</b>	<b>-</b>	<b>-</b>	<b>-</b>	<b>-</b>	<b>-</b>	<b>-</b>	<b>-</b>	<b>-</b>	<b>650,000</b>
<b>IMPACT ON OPERATING BUDGET</b>													
PERSONNEL													-
OPERATING & MAINTENANCE													-
OTHER													-
<b>TOTAL IMPACT ON OPERATING BUDGET</b>	<b>-</b>	<b>-</b>	<b>-</b>	<b>-</b>	<b>-</b>	<b>-</b>	<b>-</b>	<b>-</b>	<b>-</b>	<b>-</b>	<b>-</b>	<b>-</b>	<b>-</b>

### 33154100 - MOBILE CCTV STORM DRAIN INSPECTION UNIT

#### PROJECT DESCRIPTION AND OPERATING IMPACT:

Purchase of a mobile Closed Circuit Television (CCTV) storm drain inspection unit.

#### PROJECT JUSTIFICATION:

The purchase of a mobile CCTV storm drain inspection unit will enhance efficiency, safety, and overall effectiveness of stormwater management. Below are key justifications for such an investment:

##### 1) Preventive Maintenance and Early Detection:

- a) CCTV systems allow for thorough inspections of storm drain conveyance systems, helping to identify potential issues such as blockages, structural damage, or other abnormalities.
- b) Early detection of problems can prevent more extensive and costly repairs in the future, reducing the overall maintenance expenses.

##### 2) Cost Savings in the Long Run:

- a) Proactive maintenance, facilitated by CCTV inspections, can help avoid emergency repairs and associated costs. Timely identification and resolution of issues can prevent more extensive and expensive damage to the stormwater infrastructure.

##### 3) Enhanced Planning and Asset Management:

- a) The data gathered through CCTV inspections can be used to create a comprehensive asset management plan. This includes prioritizing repairs, scheduling maintenance activities, and optimizing long-term stormwater management strategies.

#### 33154100 - MOBILE CCTV STORM DRAIN INSPECTION UNIT < ENTER PROJECT NAME HERE

	PRIOR YEARS	ADJUSTMENTS	2026E	2027E	2028E	2029E	2030E	2031E	2032E	2033E	2034E	2035E	TOTAL
<b>PROJECT EXPENDITURES:</b>													
<b>1-DESIGN</b>	-	-	-	-	-	-	-	-	-	-	-	-	-
IN-HOUSE SRV CHG DESIGN													
CONTRACTUAL SERVICES DESIGN													
ADMINISTRATION DESIGN													
<b>2-CONSTRUCTION</b>	-	-	-	-	-	-	-	-	-	-	-	-	-
IN-HOUSE SRV CHG CONSTRUCTION													
CONTRACTUAL SERVICES CONSTRUCTION													
ADMINISTRATION CONSTRUCTION													
<b>3-EQUIPMENT</b>	75,000	-	-	-	-	-	-	-	-	-	-	-	75,000
EQUIPMENT	75,000												
<b>4-OTHER USES</b>													
<b>TOTAL PROJECT EXPENDITURES</b>	<b>75,000</b>	<b>-</b>	<b>-</b>	<b>-</b>	<b>-</b>	<b>-</b>	<b>-</b>	<b>-</b>	<b>-</b>	<b>-</b>	<b>-</b>	<b>-</b>	<b>75,000</b>

#### REVENUE SOURCES:

GENERAL CIP FUND	75,000												75,000
													-
													-
													-
<b>OTHER SOURCES</b>													-
<b>TOTAL PROJECT REVENUES</b>	<b>75,000</b>	<b>-</b>	<b>-</b>	<b>-</b>	<b>-</b>	<b>-</b>	<b>-</b>	<b>-</b>	<b>-</b>	<b>-</b>	<b>-</b>	<b>-</b>	<b>75,000</b>

IMPACT ON OPERATING BUDGET	PRIOR YEARS	ADJUSTMENTS	2026E	2027E	2028E	2029E	2030E	2031E	2032E	2033E	2034E	2035E	
PERSONNEL													-
OPERATING & MAINTENANCE													-
OTHER													-
<b>TOTAL IMPACT ON OPERATING BUDGET</b>	<b>-</b>	<b>-</b>	<b>-</b>	<b>-</b>	<b>-</b>	<b>-</b>	<b>-</b>	<b>-</b>	<b>-</b>	<b>-</b>	<b>-</b>	<b>-</b>	<b>-</b>

## 33191400 - STORM DRAIN MASTER PLAN

### PROJECT DESCRIPTION AND OPERATING IMPACT:

The purpose of this project is to provide a long-term reference document that will facilitate the planning and implementation of drainage infrastructure improvements required to accommodate stormwater runoff under built out conditions City-wide. Those portions of the City's storm drain system that drain to the ocean and to the bay will be studied to identify any immediate maintenance or repair needs and to assist with planning for future capital improvement projects. A portion of the funds includes CCTV of pipes as needed to support development of the master plan

### PROJECT JUSTIFICATION:

To provide consistency and area specific criteria when sizing public and private storm drain improvements and detention facilities under built out conditions.

### 33191400 - STORM DRAIN MASTER PLAN

< ENTER PROJECT NAME HERE

	PRIOR YEARS	ADJUSTMENTS	2026E	2027E	2028E	2029E	2030E	2031E	2032E	2033E	2034E	2035E	TOTAL
<b>PROJECT EXPENDITURES:</b>													
<b>1-DESIGN</b>	494,876	-	-	-	-	-	-	-	-	-	-	-	494,876
IN-HOUSE SRV CHG DESIGN	77,396												
CONTRACTUAL SERVICES DESIGN	417,480												
ADMINISTRATION DESIGN													
<b>2-CONSTRUCTION</b>	-	-	-	-	-	-	-	-	-	-	-	-	-
IN-HOUSE SRV CHG CONSTRUCTION													
CONTRACTUAL SERVICES CONSTRUCTION													
ADMINISTRATION CONSTRUCTION													
<b>3-EQUIPMENT</b>	-	-	-	-	-	-	-	-	-	-	-	-	-
EQUIPMENT													
<b>4-OTHER USES</b>													
<b>TOTAL PROJECT EXPENDITURES</b>	494,876	-	-	-	-	-	-	-	-	-	-	-	494,876

### REVENUE SOURCES:

AB1600-STORMWATER	494,876												494,876
													-
													-
													-
<b>OTHER SOURCES</b>													-
<b>TOTAL PROJECT REVENUES</b>	494,876	-	-	-	-	-	-	-	-	-	-	-	494,876

IMPACT ON OPERATING BUDGET	PRIOR YEARS	ADJUSTMENTS	2026E	2027E	2028E	2029E	2030E	2031E	2032E	2033E	2034E	2035E	
PERSONNEL													-
OPERATING & MAINTENANCE													-
OTHER													-
<b>TOTAL IMPACT ON OPERATING BUDGET</b>	-	-	-	-	-	-	-	-	-	-	-	-	-

## Transportation Program

The City of Daly City's transportation improvement program is intended to address all forms of transportation, including pedestrian, bicycle, automobile and to a limited extent transit; transit agencies such as BART and SamTrans are responsible for mass transit. The goals of the transportation improvement program are to preserve transportation infrastructure assets, improve safety, increase the availability of transportation options, reduce congestion and improve the efficiency of the transportation system for the residents of Daly City.



**Santa Barbara Avenue: Santa Barbara Ave. & Vista Grande Ave. Green Stormwater Infrastructure and Pedestrian Improvement Project includes the installation of bio-retention planters and new pedestrian safety improvements.**



**Sullivan Avenue/San Pedro Road: Replacement of old internally illuminated street name signs throughout the City with energy efficient LED street name signs.**

## *Funding Sources*

The projects identified in the Transportation Fund have restricted revenue sources that can only fund projects that improve the transportation system. These dedicated/restricted funds include State Gas Taxes and SB1-Road Maintenance and Rehabilitation Account (taxes collected on the sale of gasoline), San Mateo County Measure A funds (sales tax collected in the County), Measure M (vehicle registration fees), Measure W (sales tax collected in the County), and state and federal transportation grants. There is a concern that several of these traditional funding sources will decline and/or get repealed in the future. For example, as more electric and fuel-efficient vehicles are purchased, there will be more vehicles on the roadways increasing congestion and damage but paying less in gas taxes per vehicle.



**Westridge Avenue: Westmoor Avenue and Westridge Avenue Intersections Quick Build project received grant funds to install painted bulb-outs and high-visibility crosswalks to increase pedestrian visibility along two corridors identified on the City's High Injury Network.**

In addition to transportation funding traditionally received from taxes, the City also receives intermittent or one-time fees from private property developers to mitigate the impact of increased traffic generated from private development projects. These traffic impact fees are restricted and can only be used to fund projects that help mitigate the effects of increased traffic congestion associated with the development and population density, such as for widening streets or otherwise modifying a street to carry more traffic. These traffic impact fees can also be used to install traffic signals or other forms of technology to make traffic flow more efficiently.

The City's Public Works staff has been aggressive in securing grant funding from a variety of sources to fund transportation improvements. Currently active transportation project and projects planned for the next budget benefit from approximately \$13 million in grant funds. Projects substantially funded by grants include the Daly City Safe Routes to School, the John Daly Boulevard/Skyline Boulevard Pedestrian Connection, the Lake Merced Boulevard Lane Reconfiguration and Bicycle Lane Protection, the John Daly Boulevard/Skyline Boulevard Intersection Safety Improvements, John Daly Boulevard Pedestrian and Bicycle Facility Improvements, Hillside Boulevard Complete Streets Corridor Study, Northern Cities Smart Corridor Expansion, the Vision Zero Design Standards, and the Serramonte Boulevard Street Resurfacing.

## Overview of Projects

Transportation funds are primarily directed to transportation infrastructure preservation and safety. When transportation grant funds and developer contributions are obtained, projects considered for the CIP include improving access to transportation options, reducing congestion, and improving the overall efficiency of the transportation system.

Daly City's roadway pavement, traffic signals, and signs are in reasonably good condition. However, the city's street light system contains many outdated circuits that will require significant funding to upgrade.



**Ocean Grove Avenue: Skyline Slurry Seal provides pavement preservation for roads in the Skyline neighborhood of Daly City.**

The City's Street pavement is currently rated with a Metropolitan Transportation Commission (MTC) Pavement Condition Index (PCI) score of 77, which is considered "Fair/Good". The overall pavement condition has declined over the last several years from a PCI of 82 (Very Good) to 77 (Good). With the City's increased use of gas tax funds for annual operating expenditures combined with decreased funding from traditional sources, there is a real concern that Daly City will be unable to maintain its roadway system at the current level. Over time, this will lead to the long-term deterioration of transportation infrastructure assets and ultimately higher overall cost.

Currently, and with the next two-year budget, a majority of the transportation funding is directed to pavement preservation such as the annual pavement surface seal program (slurry seal) and pavement rehabilitation programs (overlay and reconstruction). The remaining non-grant transportation funds are used to finance traffic signals, safety improvements, and bicycle and pedestrian improvement projects.

## 21760900 - COOPERATIVE PROJECT DEVELOPMENT

### PROJECT DESCRIPTION AND OPERATING IMPACT:

Provide City staff resources and consultant services needed for development of new projects and grant fund applications for various federal, state and regional transportation improvement programs. Provide for a potential source of funding when a local match is required by a grant.

### PROJECT JUSTIFICATION:

Growing competition for limited grant funds warrants greater City efforts in preparing more comprehensive applications, data gathering and presentatians.

### 21760900 - COOPERATIVE PROJECT DEVELOPMENT

< ENTER PROJECT NAME HERE

	PRIOR YEARS	ADJUSTMENTS	2026E	2027E	2028E	2029E	2030E	2031E	2032E	2033E	2034E	2035E	TOTAL
<b>PROJECT EXPENDITURES:</b>													
<b>1-DESIGN</b>	141,000	-	75,000	78,000	81,000	85,000	90,000	95,000	100,000	105,000	110,000	115,000	1,075,000
IN-HOUSE SRV CHG DESIGN	141,000		75,000	78,000	81,000	85,000	90,000	95,000	100,000	105,000	110,000	115,000	
CONTRACTUAL SERVICES DESIGN													
ADMINISTRATION DESIGN													
<b>2-CONSTRUCTION</b>	-	-	-	-	-	-	-	-	-	-	-	-	-
IN-HOUSE SRV CHG CONSTRUCTION													
CONTRACTUAL SERVICES CONSTRUCTION													
ADMINISTRATION CONSTRUCTION													
<b>3-EQUIPMENT</b>	-	-	-	-	-	-	-	-	-	-	-	-	-
EQUIPMENT													
<b>4-OTHER USES</b>													-
<b>TOTAL PROJECT EXPENDITURES</b>	141,000	-	75,000	78,000	81,000	85,000	90,000	95,000	100,000	105,000	110,000	115,000	1,075,000

### REVENUE SOURCES:

MEASURE A	141,000		75,000	78,000	81,000	85,000	90,000	95,000	100,000	105,000	110,000	115,000	1,075,000
													-
													-
													-
													-
<b>OTHER SOURCES</b>													-
<b>TOTAL PROJECT REVENUES</b>	141,000	-	75,000	78,000	81,000	85,000	90,000	95,000	100,000	105,000	110,000	115,000	1,075,000

IMPACT ON OPERATING BUDGET	PRIOR YEARS	ADJUSTMENTS	2026E	2027E	2028E	2029E	2030E	2031E	2032E	2033E	2034E	2035E	
PERSONNEL													-
OPERATING & MAINTENANCE													-
OTHER													-
<b>TOTAL IMPACT ON OPERATING BUDGET</b>	-	-	-	-	-	-	-	-	-	-	-	-	-

## 21761400 - ADA/SIDEWALK IMPROVEMENTS (2023-24)

### PROJECT DESCRIPTION AND OPERATING IMPACT:

This is an on-going annual program to repair and improve curbs, gutters, sidewalks, and driveways throughout the City. Work will be grouped on an annual basis and prioritized in response to requests by residents or maintenance staff. Contract management and inspection time spent by City staff is included in the overall CIP program budget.

### PROJECT JUSTIFICATION:

This project assists in managing the City's risk by reducing or eliminating trip and fall hazards from public curbs, gutters, and sidewalks.

### 21761400 - ADA/SIDEWALK IMPROVEMENTS (2023-24)

< ENTER PROJECT NAME HERE

	PRIOR YEARS	ADJUSTMENTS	2026E	2027E	2028E	2029E	2030E	2031E	2032E	2033E	2034E	2035E	TOTAL
<b>PROJECT EXPENDITURES:</b>													
<b>1-DESIGN</b>	<b>22,000</b>	-	-	-	-	-	-	-	-	-	-	-	<b>22,000</b>
IN-HOUSE SRV CHG DESIGN	20,000												
CONTRACTUAL SERVICES DESIGN													
ADMINISTRATION DESIGN	2,000												
<b>2-CONSTRUCTION</b>	<b>130,000</b>	-	-	-	-	-	-	-	-	-	-	-	<b>130,000</b>
IN-HOUSE SRV CHG CONSTRUCTION	20,000												
CONTRACTUAL SERVICES CONSTRUCTION	107,500												
ADMINISTRATION CONSTRUCTION	2,500												
<b>3-EQUIPMENT</b>	-	-	-	-	-	-	-	-	-	-	-	-	-
EQUIPMENT													
<b>4-OTHER USES</b>	-	-	-	-	-	-	-	-	-	-	-	-	-
<b>TOTAL PROJECT EXPENDITURES</b>	<b>152,000</b>	-	-	-	-	-	-	-	-	-	-	-	<b>152,000</b>

### REVENUE SOURCES:

MEASURE A	152,000												152,000
													-
													-
													-
<b>OTHER SOURCES</b>	-	-	-	-	-	-	-	-	-	-	-	-	-
<b>TOTAL PROJECT REVENUES</b>	<b>152,000</b>	-	-	-	-	-	-	-	-	-	-	-	<b>152,000</b>

IMPACT ON OPERATING BUDGET	PRIOR YEARS	ADJUSTMENTS	2026E	2027E	2028E	2029E	2030E	2031E	2032E	2033E	2034E	2035E	
PERSONNEL													-
OPERATING & MAINTENANCE													-
OTHER													-
<b>TOTAL IMPACT ON OPERATING BUDGET</b>	-	-	-	-	-	-	-	-	-	-	-	-	-

## 21789400 - ADA/SIDEWALK IMPROVEMENTS (2024-25)

### PROJECT DESCRIPTION AND OPERATING IMPACT:

This is an on-going annual program to repair and improve curbs, gutters, sidewalks, and driveways throughout the City. Work will be grouped on an annual basis and prioritized in response to requests by residents or maintenance staff. Contract management and inspection time spent by City staff is included in the overall CIP program budget.

### PROJECT JUSTIFICATION:

This project assists in managing the City's risk by reducing or eliminating trip and fall hazards from public curbs, gutters, and sidewalks.

### 21789400 - ADA/SIDEWALK IMPROVEMENTS (2024-25)

< ENTER PROJECT NAME HERE

	PRIOR YEARS	ADJUSTMENTS	2026E	2027E	2028E	2029E	2030E	2031E	2032E	2033E	2034E	2035E	TOTAL
<b>PROJECT EXPENDITURES:</b>													
<b>1-DESIGN</b>	22,000	-	-	-	-	-	-	-	-	-	-	-	22,000
IN-HOUSE SRV CHG DESIGN	20,000												
CONTRACTUAL SERVICES DESIGN													
ADMINISTRATION DESIGN	2,000												
<b>2-CONSTRUCTION</b>	135,000	-	-	-	-	-	-	-	-	-	-	-	135,000
IN-HOUSE SRV CHG CONSTRUCTION	20,000												
CONTRACTUAL SERVICES CONSTRUCTION	112,500												
ADMINISTRATION CONSTRUCTION	2,500												
<b>3-EQUIPMENT</b>	-	-	-	-	-	-	-	-	-	-	-	-	-
EQUIPMENT													
<b>4-OTHER USES</b>	-	-	-	-	-	-	-	-	-	-	-	-	-
<b>TOTAL PROJECT EXPENDITURES</b>	157,000	-	-	-	-	-	-	-	-	-	-	-	157,000

### REVENUE SOURCES:

MEASURE A	157,000												157,000
													-
													-
													-
													-
<b>OTHER SOURCES</b>	-	-	-	-	-	-	-	-	-	-	-	-	-
<b>TOTAL PROJECT REVENUES</b>	157,000	-	-	-	-	-	-	-	-	-	-	-	157,000

IMPACT ON OPERATING BUDGET	PRIOR YEARS	ADJUSTMENTS	2026E	2027E	2028E	2029E	2030E	2031E	2032E	2033E	2034E	2035E	
PERSONNEL													-
OPERATING & MAINTENANCE													-
OTHER													-
<b>TOTAL IMPACT ON OPERATING BUDGET</b>	-	-	-	-	-	-	-	-	-	-	-	-	-

## 21765600 - ADA/SIDEWALK IMPROVEMENTS (2025-26)

### PROJECT DESCRIPTION AND OPERATING IMPACT:

This is an on-going annual program to repair and improve curbs, gutters, sidewalks, and driveways throughout the City. Work will be grouped on an annual basis and prioritized in response to requests by residents or maintenance staff. Contract management and inspection time spent by City staff is included in the overall CIP program budget.

### PROJECT JUSTIFICATION:

This project assists in managing the City's risk by reducing or eliminating trip and fall hazards from public curbs, gutters, and sidewalks.

### 21765600 - ADA/SIDEWALK IMPROVEMENTS (2025-26)

< ENTER PROJECT NAME HERE

	PRIOR YEARS	ADJUSTMENTS	2026E	2027E	2028E	2029E	2030E	2031E	2032E	2033E	2034E	2035E	TOTAL
<b>PROJECT EXPENDITURES:</b>													
<b>1-DESIGN</b>	-	-	22,000	-	-	-	-	-	-	-	-	-	22,000
IN-HOUSE SRV CHG DESIGN			20,000										
CONTRACTUAL SERVICES DESIGN													
ADMINISTRATION DESIGN			2,000										
<b>2-CONSTRUCTION</b>	-	-	140,000	-	-	-	-	-	-	-	-	-	140,000
IN-HOUSE SRV CHG CONSTRUCTION			20,000										
CONTRACTUAL SERVICES CONSTRUCTION			117,500										
ADMINISTRATION CONSTRUCTION			2,500										
<b>3-EQUIPMENT</b>	-	-	-	-	-	-	-	-	-	-	-	-	-
EQUIPMENT													
<b>4-OTHER USES</b>	-	-	-	-	-	-	-	-	-	-	-	-	-
<b>TOTAL PROJECT EXPENDITURES</b>	-	-	162,000	-	-	-	-	-	-	-	-	-	162,000

### REVENUE SOURCES:

MEASURE A			162,000										162,000
													-
													-
													-
													-
<b>OTHER SOURCES</b>	-	-	-	-	-	-	-	-	-	-	-	-	-
<b>TOTAL PROJECT REVENUES</b>	-	-	162,000	-	-	-	-	-	-	-	-	-	162,000

IMPACT ON OPERATING BUDGET	PRIOR YEARS	ADJUSTMENTS	2026E	2027E	2028E	2029E	2030E	2031E	2032E	2033E	2034E	2035E	
PERSONNEL													-
OPERATING & MAINTENANCE													-
OTHER													-
<b>TOTAL IMPACT ON OPERATING BUDGET</b>	-	-	-	-	-	-	-	-	-	-	-	-	-

## 21765700 - ADA/SIDEWALK IMPROVEMENTS (2026-27)

### PROJECT DESCRIPTION AND OPERATING IMPACT:

This is an on-going annual program to repair and improve curbs, gutters, sidewalks, and driveways throughout the City. Work will be grouped on an annual basis and prioritized in response to requests by residents or maintenance staff. Contract management and inspection time spent by City staff is included in the overall CIP program budget.

### PROJECT JUSTIFICATION:

This project assists in managing the City's risk by reducing or eliminating trip and fall hazards from public curbs, gutters, and sidewalks.

### 21765700 - ADA/SIDEWALK IMPROVEMENTS (2026-27)

< ENTER PROJECT NAME HERE

	PRIOR YEARS	ADJUSTMENTS	2026E	2027E	2028E	2029E	2030E	2031E	2032E	2033E	2034E	2035E	TOTAL
<b>PROJECT EXPENDITURES:</b>													
<b>1-DESIGN</b>	-	-	-	22,000	-	-	-	-	-	-	-	-	22,000
IN-HOUSE SRV CHG DESIGN				20,000									
CONTRACTUAL SERVICES DESIGN													
ADMINISTRATION DESIGN				2,000									
<b>2-CONSTRUCTION</b>	-	-	-	145,000	-	-	-	-	-	-	-	-	145,000
IN-HOUSE SRV CHG CONSTRUCTION				20,000									
CONTRACTUAL SERVICES CONSTRUCTION				122,500									
ADMINISTRATION CONSTRUCTION				2,500									
<b>3-EQUIPMENT</b>	-	-	-	-	-	-	-	-	-	-	-	-	-
EQUIPMENT													
<b>4-OTHER USES</b>	-	-	-	-	-	-	-	-	-	-	-	-	-
<b>TOTAL PROJECT EXPENDITURES</b>	-	-	-	167,000	-	-	-	-	-	-	-	-	167,000

### REVENUE SOURCES:

MEASURE A				167,000									167,000
													-
													-
													-
<b>OTHER SOURCES</b>	-	-	-	-	-	-	-	-	-	-	-	-	-
<b>TOTAL PROJECT REVENUES</b>	-	-	-	167,000	-	-	-	-	-	-	-	-	167,000

IMPACT ON OPERATING BUDGET	PRIOR YEARS	ADJUSTMENTS	2026E	2027E	2028E	2029E	2030E	2031E	2032E	2033E	2034E	2035E	
PERSONNEL													-
OPERATING & MAINTENANCE													-
OTHER													-
<b>TOTAL IMPACT ON OPERATING BUDGET</b>	-	-	-	-	-	-	-	-	-	-	-	-	-

## FUT - ADA/SIDEWALK IMPROVEMENTS (BEYOND 2027)

### PROJECT DESCRIPTION AND OPERATING IMPACT:

This is an on-going annual program to repair and improve curbs, gutters, sidewalks, and driveways throughout the City. Work will be grouped on an annual basis and prioritized in response to requests by residents or maintenance staff. Contract management and inspection time spent by City staff is included in the overall CIP program budget.

### PROJECT JUSTIFICATION:

This project assists in managing the City's risk by reducing or eliminating trip and fall hazards from public curbs, gutters, and sidewalks.

FUT - ADA/SIDEWALK IMPROVEMENTS (BEYOND 2027)		< ENTER PROJECT NAME HERE											
	PRIOR YEARS	ADJUSTMENTS	2026E	2027E	2028E	2029E	2030E	2031E	2032E	2033E	2034E	2035E	TOTAL
<b>PROJECT EXPENDITURES:</b>													
<b>1-DESIGN</b>	-	-	-	-	22,000	22,000	22,000	22,000	22,000	22,000	22,000	22,000	176,000
IN-HOUSE SRV CHG DESIGN					20,000	20,000	20,000	20,000	20,000	20,000	20,000	20,000	
CONTRACTUAL SERVICES DESIGN													
ADMINISTRATION DESIGN					2,000	2,000	2,000	2,000	2,000	2,000	2,000	2,000	
<b>2-CONSTRUCTION</b>	-	-	-	-	150,000	155,000	160,000	165,000	170,000	175,000	180,000	185,000	1,340,000
IN-HOUSE SRV CHG CONSTRUCTION					20,000	20,000	20,000	20,000	20,000	20,000	20,000	20,000	
CONTRACTUAL SERVICES CONSTRUCTION					127,500	132,500	137,500	142,500	147,500	152,500	157,500	162,500	
ADMINISTRATION CONSTRUCTION					2,500	2,500	2,500	2,500	2,500	2,500	2,500	2,500	
<b>3-EQUIPMENT</b>	-	-	-	-	-	-	-	-	-	-	-	-	-
EQUIPMENT													
<b>4-OTHER USES</b>	-	-	-	-	-	-	-	-	-	-	-	-	-
<b>TOTAL PROJECT EXPENDITURES</b>	-	-	-	-	172,000	177,000	182,000	187,000	192,000	197,000	202,000	207,000	1,516,000
<b>REVENUE SOURCES:</b>													
MEASURE A					172,000	177,000	182,000	187,000	192,000	197,000	202,000	207,000	1,516,000
													-
													-
													-
													-
<b>OTHER SOURCES</b>	-	-	-	-	-	-	-	-	-	-	-	-	-
<b>TOTAL PROJECT REVENUES</b>	-	-	-	-	172,000	177,000	182,000	187,000	192,000	197,000	202,000	207,000	1,516,000
<b>IMPACT ON OPERATING BUDGET</b>													
PERSONNEL													-
OPERATING & MAINTENANCE													-
OTHER													-
<b>TOTAL IMPACT ON OPERATING BUDGET</b>	-	-	-	-	-	-	-	-	-	-	-	-	-

## 21786400 - SERRAMONTE BOULEVARD STREET RESURFACING

### PROJECT DESCRIPTION AND OPERATING IMPACT:

Repair and overlay street segments selected from the City's 5-year Master Plan for street repair and resurfacing in coordination with the City's Pavement Management System recommendations, the Streets Division, and Department of Water and Wastewater Resources. Repair and improve curbs, gutters, sidewalks, driveways, and ADA curb ramps with street resurfacing. Install bicycle routes and lanes per the City's Bicycle Master Plan.  
The project will rehabilitate approximately 0.25 miles of Serramonte Blvd. between the Interstate 280 Off-ramp and the entrance/exit to Serramonte Center.

### PROJECT JUSTIFICATION:

The remaining life and condition of existing streets can be extended and preserved more cost effectively through timely street resurfacing before serious deterioration sets in. Manages the City's risk by providing compliance with current ADA laws.

### 21786400 - SERRAMONTE BOULEVARD STREET RESURFACING < ENTER PROJECT NAME HERE

	PRIOR YEARS	ADJUSTMENTS	2026E	2027E	2028E	2029E	2030E	2031E	2032E	2033E	2034E	2035E	TOTAL
<b>PROJECT EXPENDITURES:</b>													
<b>1-DESIGN</b>	163,000	-	-	-	-	-	-	-	-	-	-	-	163,000
IN-HOUSE SRV CHG DESIGN	43,000												
CONTRACTUAL SERVICES DESIGN	115,000												
ADMINISTRATION DESIGN	5,000												
<b>2-CONSTRUCTION</b>	1,462,000	-	-	-	-	-	-	-	-	-	-	-	1,462,000
IN-HOUSE SRV CHG CONSTRUCTION	37,000												
CONTRACTUAL SERVICES CONSTRUCTION	1,420,000												
ADMINISTRATION CONSTRUCTION	5,000												
<b>3-EQUIPMENT</b>	-	-	-	-	-	-	-	-	-	-	-	-	-
EQUIPMENT													
<b>4-OTHER USES</b>	-	-	-	-	-	-	-	-	-	-	-	-	-
<b>TOTAL PROJECT EXPENDITURES</b>	1,625,000	-	-	-	-	-	-	-	-	-	-	-	1,625,000
<b>REVENUE SOURCES:</b>													
GRANT-FEDERAL	1,000,000												1,000,000
MEASURE A	625,000												625,000
													-
													-
													-
<b>OTHER SOURCES</b>	-	-	-	-	-	-	-	-	-	-	-	-	-
<b>TOTAL PROJECT REVENUES</b>	1,625,000	-	-	-	-	-	-	-	-	-	-	-	1,625,000
<b>IMPACT ON OPERATING BUDGET</b>													
PERSONNEL													-
OPERATING & MAINTENANCE													-
OTHER													-
<b>TOTAL IMPACT ON OPERATING BUDGET</b>	-	-	-	-	-	-	-	-	-	-	-	-	-

## 21787300 - STREET RESURFACING (2023-24)

### PROJECT DESCRIPTION AND OPERATING IMPACT:

Repair and overlay street segments selected from the City's 5-year Master Plan for street repair and resurfacing in coordination with the City's Pavement Management System recommendations, the Streets Division, and Department of Water and Wastewater Resources. Repair and improve curbs, gutters, sidewalks, driveways and ADA curb ramps with street resurfacing. Install bicycle routes and lanes per the City's Bicycle Master Plan.

### PROJECT JUSTIFICATION:

The remaining life and condition of existing streets can be extended and preserved more cost effectively through timely street resurfacing before serious deterioration sets in. Manages the City's risk by providing compliance with current ADA laws.

21787300 - STREET RESURFACING (2023-24)		< ENTER PROJECT NAME HERE											
	PRIOR YEARS	ADJUSTMENTS	2026E	2027E	2028E	2029E	2030E	2031E	2032E	2033E	2034E	2035E	TOTAL
<b>PROJECT EXPENDITURES:</b>													
<b>1-DESIGN</b>	361,000	-	-	-	-	-	-	-	-	-	-	-	361,000
IN-HOUSE SRV CHG DESIGN	112,000												
CONTRACTUAL SERVICES DESIGN	244,000												
ADMINISTRATION DESIGN	5,000												
<b>2-CONSTRUCTION</b>	3,849,000	-	-	-	-	-	-	-	-	-	-	-	3,849,000
IN-HOUSE SRV CHG CONSTRUCTION	154,000												
CONTRACTUAL SERVICES CONSTRUCTION	3,690,000												
ADMINISTRATION CONSTRUCTION	5,000												
<b>3-EQUIPMENT</b>	-	-	-	-	-	-	-	-	-	-	-	-	-
EQUIPMENT													
<b>4-OTHER USES</b>	-	-	-	-	-	-	-	-	-	-	-	-	-
<b>TOTAL PROJECT EXPENDITURES</b>	<b>4,210,000</b>	-	-	-	-	-	-	-	-	-	-	-	<b>4,210,000</b>
<b>REVENUE SOURCES:</b>													
SB-1 (RMRA)	3,470,000												3,470,000
MEASURE W	740,000												740,000
													-
													-
													-
<b>OTHER SOURCES</b>	-	-	-	-	-	-	-	-	-	-	-	-	-
<b>TOTAL PROJECT REVENUES</b>	<b>4,210,000</b>	-	-	-	-	-	-	-	-	-	-	-	<b>4,210,000</b>
<b>IMPACT ON OPERATING BUDGET</b>													
PERSONNEL													-
OPERATING & MAINTENANCE													-
OTHER													-
<b>TOTAL IMPACT ON OPERATING BUDGET</b>	-	-	-	-	-	-	-	-	-	-	-	-	-

## 21758100 - STREET RESURFACING (2024-25)

### PROJECT DESCRIPTION AND OPERATING IMPACT:

Repair and overlay street segments selected from the City's 5-year Master Plan for street repair and resurfacing in coordination with the City's Pavement Management System recommendations, the Streets Division, and Department of Water and Wastewater Resources. Repair and improve curbs, gutters, sidewalks, driveways and ADA curb ramps with street resurfacing. Install bicycle routes and lanes per the City's Bicycle Master Plan.

### PROJECT JUSTIFICATION:

The remaining life and condition of existing streets can be extended and preserved more cost effectively through timely street resurfacing before serious deterioration sets in. Manages the City's risk by providing compliance with current ADA laws.

### 21758100 - STREET RESURFACING (2024-25)

< ENTER PROJECT NAME HERE

	PRIOR YEARS	ADJUSTMENTS	2026E	2027E	2028E	2029E	2030E	2031E	2032E	2033E	2034E	2035E	TOTAL
<b>PROJECT EXPENDITURES:</b>													
<b>1-DESIGN</b>	348,000	-	-	-	-	-	-	-	-	-	-	-	348,000
IN-HOUSE SRV CHG DESIGN	94,000												
CONTRACTUAL SERVICES DESIGN	249,000												
ADMINISTRATION DESIGN	5,000												
<b>2-CONSTRUCTION</b>	3,183,000	-	-	-	-	-	-	-	-	-	-	-	3,183,000
IN-HOUSE SRV CHG CONSTRUCTION	81,000												
CONTRACTUAL SERVICES CONSTRUCTION	3,097,000												
ADMINISTRATION CONSTRUCTION	5,000												
<b>3-EQUIPMENT</b>	-	-	-	-	-	-	-	-	-	-	-	-	-
EQUIPMENT													
<b>4-OTHER USES</b>	-	-	-	-	-	-	-	-	-	-	-	-	-
OTHER USES													
<b>TOTAL PROJECT EXPENDITURES</b>	<b>3,531,000</b>	-	-	-	-	-	-	-	-	-	-	-	<b>3,531,000</b>

### REVENUE SOURCES:

SB-1 (RMRA)	236,000												236,000
MEASURE W	838,000												838,000
MEASURE A	957,000												957,000
GENERAL CIP FUND	1,500,000												1,500,000
OTHER SOURCES	-	-	-	-	-	-	-	-	-	-	-	-	-
<b>TOTAL PROJECT REVENUES</b>	<b>3,531,000</b>	-	-	-	-	-	-	-	-	-	-	-	<b>3,531,000</b>

IMPACT ON OPERATING BUDGET	PRIOR YEARS	ADJUSTMENTS	2026E	2027E	2028E	2029E	2030E	2031E	2032E	2033E	2034E	2035E	
PERSONNEL													-
OPERATING & MAINTENANCE													-
OTHER													-
<b>TOTAL IMPACT ON OPERATING BUDGET</b>	-	-	-	-	-	-	-	-	-	-	-	-	-

## 21787700 - STREET RESURFACING (2025-26)

### PROJECT DESCRIPTION AND OPERATING IMPACT:

Repair and overlay street segments selected from the City's 5-year Master Plan for street repair and resurfacing in coordination with the City's Pavement Management System recommendations, the Streets Division, and Department of Water and Wastewater Resources. Repair and improve curbs, gutters, sidewalks, driveways and ADA curb ramps with street resurfacing. Install bicycle routes and lanes per the City's Bicycle Master Plan.

### PROJECT JUSTIFICATION:

The remaining life and condition of existing streets can be extended and preserved more cost effectively through timely street resurfacing before serious deterioration sets in. Manages the City's risk by providing compliance with current ADA laws.

### 21787700 - STREET RESURFACING (2025-26)

< ENTER PROJECT NAME HERE

	PRIOR YEARS	ADJUSTMENTS	2026E	2027E	2028E	2029E	2030E	2031E	2032E	2033E	2034E	2035E	TOTAL
<b>PROJECT EXPENDITURES:</b>													
<b>1-DESIGN</b>	357,000	-	-	-	-	-	-	-	-	-	-	-	357,000
IN-HOUSE SRV CHG DESIGN	96,000												
CONTRACTUAL SERVICES DESIGN	256,000												
ADMINISTRATION DESIGN	5,000												
<b>2-CONSTRUCTION</b>	-	-	1,935,000	-	-	-	-	-	-	-	-	-	1,935,000
IN-HOUSE SRV CHG CONSTRUCTION			83,000										
CONTRACTUAL SERVICES CONSTRUCTION			1,847,000										
ADMINISTRATION CONSTRUCTION			5,000										
<b>3-EQUIPMENT</b>	-	-	-	-	-	-	-	-	-	-	-	-	-
EQUIPMENT													
<b>4-OTHER USES</b>	-	-	-	-	-	-	-	-	-	-	-	-	-
TOTAL PROJECT EXPENDITURES	357,000	-	1,935,000	-	-	-	-	-	-	-	-	-	2,292,000

### REVENUE SOURCES:

SB-1 (RMRA)			700,000										700,000
MEASURE W			1,071,000										1,071,000
MEASURE A	357,000		164,000										521,000
													-
OTHER SOURCES													-
TOTAL PROJECT REVENUES	357,000	-	1,935,000	-	-	-	-	-	-	-	-	-	2,292,000

IMPACT ON OPERATING BUDGET	PRIOR YEARS	ADJUSTMENTS	2026E	2027E	2028E	2029E	2030E	2031E	2032E	2033E	2034E	2035E	
PERSONNEL													-
OPERATING & MAINTENANCE													-
OTHER													-
TOTAL IMPACT ON OPERATING BUDGET	-	-	-	-	-	-	-	-	-	-	-	-	-

## 21759800 - STREET RESURFACING (2026-27)

### PROJECT DESCRIPTION AND OPERATING IMPACT:

Repair and overlay street segments selected from the City's 5-year Master Plan for street repair and resurfacing in coordination with the City's Pavement Management System recommendations, the Streets Division, and Department of Water and Wastewater Resources. Repair and improve curbs, gutters, sidewalks, driveways and ADA curb ramps with street resurfacing. Install bicycle routes and lanes per the City's Bicycle Master Plan.

### PROJECT JUSTIFICATION:

The remaining life and condition of existing streets can be extended and preserved more cost effectively through timely street resurfacing before serious deterioration sets in. Manages the City's risk by providing compliance with current ADA laws.

### 21759800 - STREET RESURFACING (2026-27)

< ENTER PROJECT NAME HERE

	PRIOR YEARS	ADJUSTMENTS	2026E	2027E	2028E	2029E	2030E	2031E	2032E	2033E	2034E	2035E	TOTAL
<b>PROJECT EXPENDITURES:</b>													
<b>1-DESIGN</b>	-	-	375,000	-	-	-	-	-	-	-	-	-	375,000
IN-HOUSE SRV CHG DESIGN			101,000										
CONTRACTUAL SERVICES DESIGN			269,000										
ADMINISTRATION DESIGN			5,000										
<b>2-CONSTRUCTION</b>	-	-	-	1,226,000	-	-	-	-	-	-	-	-	1,226,000
IN-HOUSE SRV CHG CONSTRUCTION				88,000									
CONTRACTUAL SERVICES CONSTRUCTION				1,133,000									
ADMINISTRATION CONSTRUCTION				5,000									
<b>3-EQUIPMENT</b>	-	-	-	-	-	-	-	-	-	-	-	-	-
EQUIPMENT													
<b>4-OTHER USES</b>	-	-	-	-	-	-	-	-	-	-	-	-	-
OTHER USES													
<b>TOTAL PROJECT EXPENDITURES</b>	-	-	375,000	1,226,000	-	-	-	-	-	-	-	-	1,601,000

### REVENUE SOURCES:

SB-1 (RMRA)													-
MEASURE W				123,000									123,000
MEASURE A			375,000	1,103,000									1,478,000
													-
<b>OTHER SOURCES</b>	-	-	-	-	-	-	-	-	-	-	-	-	-
<b>TOTAL PROJECT REVENUES</b>	-	-	375,000	1,226,000	-	-	-	-	-	-	-	-	1,601,000

<b>IMPACT ON OPERATING BUDGET</b>	PRIOR YEARS	ADJUSTMENTS	2026E	2027E	2028E	2029E	2030E	2031E	2032E	2033E	2034E	2035E	
PERSONNEL													-
OPERATING & MAINTENANCE													-
OTHER													-
<b>TOTAL IMPACT ON OPERATING BUDGET</b>	-	-	-	-	-	-	-	-	-	-	-	-	-

## 21759900 - STREET RESURFACING (2027-28)

### PROJECT DESCRIPTION AND OPERATING IMPACT:

Repair and overlay street segments selected from the City's 5-year Master Plan for street repair and resurfacing in coordination with the City's Pavement Management System recommendations, the Streets Division, and Department of Water and Wastewater Resources. Repair and improve curbs, gutters, sidewalks, driveways and ADA curb ramps with street resurfacing. Install bicycle routes and lanes per the City's Bicycle Master Plan.

### PROJECT JUSTIFICATION:

The remaining life and condition of existing streets can be extended and preserved more cost effectively through timely street resurfacing before serious deterioration sets in. Manages the City's risk by providing compliance with current ADA laws.

### 21759900 - STREET RESURFACING (2027-28)

< ENTER PROJECT NAME HERE

	PRIOR YEARS	ADJUSTMENTS	2026E	2027E	2028E	2029E	2030E	2031E	2032E	2033E	2034E	2035E	TOTAL
<b>PROJECT EXPENDITURES:</b>													
<b>1-DESIGN</b>	-	-	-	393,000	-	-	-	-	-	-	-	-	393,000
IN-HOUSE SRV CHG DESIGN				106,000									
CONTRACTUAL SERVICES DESIGN				282,000									
ADMINISTRATION DESIGN				5,000									
<b>2-CONSTRUCTION</b>	-	-	-	-	3,605,000	-	-	-	-	-	-	-	3,605,000
IN-HOUSE SRV CHG CONSTRUCTION					92,000								
CONTRACTUAL SERVICES CONSTRUCTION					3,508,000								
ADMINISTRATION CONSTRUCTION					5,000								
<b>3-EQUIPMENT</b>	-	-	-	-	-	-	-	-	-	-	-	-	-
EQUIPMENT													
<b>4-OTHER USES</b>	-	-	-	-	-	-	-	-	-	-	-	-	-
<b>TOTAL PROJECT EXPENDITURES</b>	-	-	-	393,000	3,605,000	-	-	-	-	-	-	-	3,998,000
<b>REVENUE SOURCES:</b>													
SB-1 (RMRA)													-
MEASURE W					421,000								421,000
MEASURE A				393,000	3,184,000								3,577,000
													-
													-
<b>OTHER SOURCES</b>	-	-	-	-	-	-	-	-	-	-	-	-	-
<b>TOTAL PROJECT REVENUES</b>	-	-	-	393,000	3,605,000	-	-	-	-	-	-	-	3,998,000
<b>IMPACT ON OPERATING BUDGET</b>													
PERSONNEL													-
OPERATING & MAINTENANCE													-
OTHER													-
<b>TOTAL IMPACT ON OPERATING BUDGET</b>	-	-	-	-	-	-	-	-	-	-	-	-	-

## FUT - STREET RESURFACING (2028-29)

### PROJECT DESCRIPTION AND OPERATING IMPACT:

Repair and overlay street segments selected from the City's 5-year Master Plan for street repair and resurfacing in coordination with the City's Pavement Management System recommendations, the Streets Division, and Department of Water and Wastewater Resources. Repair and improve curbs, gutters, sidewalks, driveways and ADA curb ramps with street resurfacing. Install bicycle routes and lanes per the City's Bicycle Master Plan.

### PROJECT JUSTIFICATION:

The remaining life and condition of existing streets can be extended and preserved more cost effectively through timely street resurfacing before serious deterioration sets in. Manages the City's risk by providing compliance with current ADA laws.

FUT - STREET RESURFACING (2028-29)		< ENTER PROJECT NAME HERE												
		PRIOR YEARS	ADJUSTMENTS	2026E	2027E	2028E	2029E	2030E	2031E	2032E	2033E	2034E	2035E	TOTAL
PROJECT EXPENDITURES:														
1-DESIGN		-	-	-	-	413,000	-	-	-	-	-	-	-	413,000
IN-HOUSE SRV CHG DESIGN						112,000								
CONTRACTUAL SERVICES DESIGN						296,000								
ADMINISTRATION DESIGN						5,000								
2-CONSTRUCTION		-	-	-	-	-	3,785,000	-	-	-	-	-	-	3,785,000
IN-HOUSE SRV CHG CONSTRUCTION							96,000							
CONTRACTUAL SERVICES CONSTRUCTION							3,684,000							
ADMINISTRATION CONSTRUCTION							5,000							
3-EQUIPMENT		-	-	-	-	-	-	-	-	-	-	-	-	-
EQUIPMENT														
4-OTHER USES		-	-	-	-	-	-	-	-	-	-	-	-	-
TOTAL PROJECT EXPENDITURES		-	-	-	-	413,000	3,785,000	-	-	-	-	-	-	4,198,000
REVENUE SOURCES:														
SB-1 (RMRA)														-
MEASURE W							548,000							548,000
MEASURE A						413,000	3,237,000							3,650,000
														-
														-
OTHER SOURCES		-	-	-	-	-	-	-	-	-	-	-	-	-
TOTAL PROJECT REVENUES		-	-	-	-	413,000	3,785,000	-	-	-	-	-	-	4,198,000
IMPACT ON OPERATING BUDGET														
PERSONNEL														-
OPERATING & MAINTENANCE														-
OTHER														-
TOTAL IMPACT ON OPERATING BUDGET		-	-	-	-	-	-	-	-	-	-	-	-	-

## FUT - STREET RESURFACING (2029-30)

### PROJECT DESCRIPTION AND OPERATING IMPACT:

Repair and overlay street segments selected from the City's 5-year Master Plan for street repair and resurfacing in coordination with the City's Pavement Management System recommendations, the Streets Division, and Department of Water and Wastewater Resources. Repair and improve curbs, gutters, sidewalks, driveways and ADA curb ramps with street resurfacing. Install bicycle routes and lanes per the City's Bicycle Master Plan.

### PROJECT JUSTIFICATION:

The remaining life and condition of existing streets can be extended and preserved more cost effectively through timely street resurfacing before serious deterioration sets in. Manages the City's risk by providing compliance with current ADA laws.

FUT - STREET RESURFACING (2029-30)		< ENTER PROJECT NAME HERE											
	PRIOR YEARS	ADJUSTMENTS	2026E	2027E	2028E	2029E	2030E	2031E	2032E	2033E	2034E	2035E	TOTAL
<b>PROJECT EXPENDITURES:</b>													
<b>1-DESIGN</b>	-	-	-	-	-	433,000	-	-	-	-	-	-	433,000
IN-HOUSE SRV CHG DESIGN						117,000							
CONTRACTUAL SERVICES DESIGN						311,000							
ADMINISTRATION DESIGN						5,000							
<b>2-CONSTRUCTION</b>	-	-	-	-	-	-	3,974,000	-	-	-	-	-	3,974,000
IN-HOUSE SRV CHG CONSTRUCTION							101,000						
CONTRACTUAL SERVICES CONSTRUCTION							3,868,000						
ADMINISTRATION CONSTRUCTION							5,000						
<b>3-EQUIPMENT</b>	-	-	-	-	-	-	-	-	-	-	-	-	-
EQUIPMENT													
<b>4-OTHER USES</b>	-	-	-	-	-	-	-	-	-	-	-	-	-
<b>TOTAL PROJECT EXPENDITURES</b>	-	-	-	-	-	433,000	3,974,000	-	-	-	-	-	4,407,000
<b>REVENUE SOURCES:</b>													
SB-1 (RMRA)													-
MEASURE W													-
MEASURE A						433,000	3,974,000						4,407,000
													-
<b>OTHER SOURCES</b>	-	-	-	-	-	-	-	-	-	-	-	-	-
<b>TOTAL PROJECT REVENUES</b>	-	-	-	-	-	433,000	3,974,000	-	-	-	-	-	4,407,000
<b>IMPACT ON OPERATING BUDGET</b>													
PERSONNEL													-
OPERATING & MAINTENANCE													-
OTHER													-
<b>TOTAL IMPACT ON OPERATING BUDGET</b>	-	-	-	-	-	-	-	-	-	-	-	-	-

<b>FUT - STREET RESURFACING (BEYOND 2030)</b>
---

**PROJECT DESCRIPTION AND OPERATING IMPACT:**

--

**PROJECT JUSTIFICATION:**

--

FUT - STREET RESURFACING (BEYOND 2030)	< ENTER PROJECT NAME HERE												
	PRIOR YEARS	ADJUSTMENTS	2026E	2027E	2028E	2029E	2030E	2031E	2032E	2033E	2034E	2035E	TOTAL

**PROJECT EXPENDITURES:**

<b>1-DESIGN</b>	-	-	-	-	-	-	455,000	477,000	501,000	526,000	551,000	579,000	3,089,000
IN-HOUSE SRV CHG DESIGN							123,000	129,000	136,000	143,000	149,000	157,000	
CONTRACTUAL SERVICES DESIGN							327,000	343,000	360,000	378,000	397,000	417,000	
ADMINISTRATION DESIGN							5,000	5,000	5,000	5,000	5,000	5,000	
<b>2-CONSTRUCTION</b>	-	-	-	-	-	-	-	4,173,000	4,381,000	4,599,000	4,830,000	5,070,000	23,053,000
IN-HOUSE SRV CHG CONSTRUCTION								106,000	112,000	117,000	123,000	129,000	
CONTRACTUAL SERVICES CONSTRUCTION								4,062,000	4,264,000	4,477,000	4,702,000	4,936,000	
ADMINISTRATION CONSTRUCTION								5,000	5,000	5,000	5,000	5,000	
<b>3-EQUIPMENT</b>	-	-	-	-	-	-	-	-	-	-	-	-	-
EQUIPMENT													
<b>4-OTHER USES</b>	-	-	-	-	-	-	-	-	-	-	-	-	-
<b>TOTAL PROJECT EXPENDITURES</b>	-	-	-	-	-	-	455,000	4,650,000	4,882,000	5,125,000	5,381,000	5,649,000	26,142,000

**REVENUE SOURCES:**

SB-1 (RMRA)													-
MEASURE W							426,000		845,000	851,000	209,000		2,331,000
MEASURE A							29,000	4,650,000	4,037,000	4,274,000	5,172,000	5,649,000	23,811,000
													-
													-
<b>OTHER SOURCES</b>	-	-	-	-	-	-	-	-	-	-	-	-	-
<b>TOTAL PROJECT REVENUES</b>	-	-	-	-	-	-	455,000	4,650,000	4,882,000	5,125,000	5,381,000	5,649,000	26,142,000

IMPACT ON OPERATING BUDGET	PRIOR YEARS	ADJUSTMENTS	2026E	2027E	2028E	2029E	2030E	2031E	2032E	2033E	2034E	2035E	
PERSONNEL													-
OPERATING & MAINTENANCE													-
OTHER													-
<b>TOTAL IMPACT ON OPERATING BUDGET</b>	-	-	-	-	-	-	-	-	-	-	-	-	-

## 21763100 - BAYSHORE STREET SLURRY SEAL

### PROJECT DESCRIPTION AND OPERATING IMPACT:

The application of latex-modified asphalt slurry seal on selected streets citywide per the 7-year Street Slurry Seal Master Plan and in coordination with the City's Pavement Management System recommendations. The operating impact will reduce the street maintenance effort for pavement repair and patching. The Bayshore slurry seal project will examine the following streets and a slurry seal will be applied if it is determined to be an appropriate treatment: Accacia St., Alexis Cir., Allan St., Alta Vista Way, Arden Ct., Ardendale Dr., Baltimore Way, Bay Ridge Dr., Bayshore Blvd., Bellevue Ave., Bolero Way, Calgary St., Canyon Dr., Caroline Way, Carter St., Castillo St., Cordova St., Crocker Ave., Dalerose Ct., Drake St., Estate Ct., Farrier Pl., Geneva Ave., Jacqueline Ct., Jacqueline Ln., Linda Vista Dr., MacDonald Ave., Main St., Martin St., Martin Tr., Midway Dr., Mira Vista Ct., Nancy Ln., Oakridge Dr., Oriente St., Ottilia St., Partridge Ave., Pasadena St., Polaris Way, Pueblo St., Rio Verde St., Robinson Dr., Schwerin St., Sharon Ct., South Hill Blvd., South Hill Ct., Southridge Way, Steve Courter Way, Talbert St., Velasco Ave., and Waverly Way.

### PROJECT JUSTIFICATION:

The life and condition of residential streets, which have not deteriorated significantly to require re-paving, can be more cost-effectively preserved with the application of latex-modified asphalt slurry seal.

21763100 - BAYSHORE STREET SLURRY SEAL		< ENTER PROJECT NAME HERE												
		PRIOR YEARS	ADJUSTMENTS	2026E	2027E	2028E	2029E	2030E	2031E	2032E	2033E	2034E	2035E	TOTAL
PROJECT EXPENDITURES:														
1-DESIGN		-	-	83,000	-	-	-	-	-	-	114,000	-	-	197,000
IN-HOUSE SRV CHG DESIGN				78,000							109,000			
CONTRACTUAL SERVICES DESIGN														
ADMINISTRATION DESIGN				5,000							5,000			
2-CONSTRUCTION		-	-	2,531,000	-	-	-	-	-	-	3,559,000	-	-	6,090,000
IN-HOUSE SRV CHG CONSTRUCTION				78,000							109,000			
CONTRACTUAL SERVICES CONSTRUCTION				2,448,000							3,445,000			
ADMINISTRATION CONSTRUCTION				5,000							5,000			
3-EQUIPMENT		-	-	-	-	-	-	-	-	-	-	-	-	-
EQUIPMENT														
4-OTHER USES														-
TOTAL PROJECT EXPENDITURES		-	-	2,614,000	-	-	-	-	-	-	3,673,000	-	-	6,287,000
REVENUE SOURCES:														
MEASURE M				318,000							340,000			658,000
SB-1 (RMRA)				2,296,000							2,906,000			5,202,000
MEASURE W											427,000			427,000
														-
														-
OTHER SOURCES														-
TOTAL PROJECT REVENUES		-	-	2,614,000	-	-	-	-	-	-	3,673,000	-	-	6,287,000
IMPACT ON OPERATING BUDGET														
		PRIOR YEARS	ADJUSTMENTS	2026E	2027E	2028E	2029E	2030E	2031E	2032E	2033E	2034E	2035E	
PERSONNEL														-
OPERATING & MAINTENANCE														-
OTHER														-
TOTAL IMPACT ON OPERATING BUDGET		-	-	-	-	-	-	-	-	-	-	-	-	-

## 21764800 - CROCKER/HILLSIDE STREET SLURRY SEAL

### PROJECT DESCRIPTION AND OPERATING IMPACT:

The application of latex-modified asphalt slurry seal on selected streets citywide per the 7-year Street Slurry Seal Master Plan and in coordination with the City's Pavement Management System recommendations. The operating impact will reduce the street maintenance effort for pavement repair and patching. The Crocker/Hillside slurry seal project will examine the following streets and a slurry seal will be applied if it is determined to be an appropriate treatment: A St., Abbot Ave., Acton St., Alexander Ave., Alp Ave., Atlanta St., Bellevue Ave., Beta Ave., Bismark St., Blossom Ct., Bonnie St., Brunswick St., Byrne St., Castle St., Chelsea Ct., Chester St., Clark Ave., Clayton Ct., Cobblestone Ct., Como Ave., Cottonwood Dr., County St., Craig Ct., Crocker Ave., Deanne Ln., E. Cavour St., E. Market St., E. Moltke St., East Vista Ave., Eastlake Ave., Edgemar St., Edgewood Ct., Estelle Ln., Evergreen Ave., First Ave., Fisher St., Florence St., Ford St., Frankfort St., Gambetta St., Garibaldi Ct., Garibaldi St., Garwood Dr., Guadalupe Canyon Pkwy., Guttentberg St., Habitat Way, Hanover St., Hillside Blvd., Hoffman St., Irvington St., Lausanne Ave., Linden St., Lisbon St., Lowell St., Mar Vista Dr., Marshall Way, Muirwood Dr., Oliver St., Orange Ct., Orange St., Parma St., Partridge Ln., Paul St., Peoria St., Peter St., Price St., Ravilla Ct., Risel Ave., Roosevelt Ave., Royce Way, Second Ave., Sylvan St., Tallwood Dr., Templeton Ave., Teresa St., Thiers St., Third Ave., Valley St., Villa St., Wellington Ave., Whittier St., Winchester St., and Wyandotte Ave.

### PROJECT JUSTIFICATION:

The life and condition of residential streets, which have not deteriorated significantly to require re-paving, can be more cost-effectively preserved with the application of latex-modified asphalt slurry seal.

### 21764800 - CROCKER/HILLSIDE STREET SLURRY SEAL

< ENTER PROJECT NAME HERE

	PRIOR YEARS	ADJUSTMENTS	2026E	2027E	2028E	2029E	2030E	2031E	2032E	2033E	2034E	2035E	TOTAL
<b>PROJECT EXPENDITURES:</b>													
<b>1-DESIGN</b>	-	-	-	-	121,000	-	-	-	-	-	-	168,000	289,000
IN-HOUSE SRV CHG DESIGN					116,000							163,000	
CONTRACTUAL SERVICES DESIGN													
ADMINISTRATION DESIGN					5,000							5,000	
<b>2-CONSTRUCTION</b>	-	-	-	-	3,762,000	-	-	-	-	-	-	5,292,000	9,054,000
IN-HOUSE SRV CHG CONSTRUCTION					116,000							163,000	
CONTRACTUAL SERVICES CONSTRUCTION					3,641,000							5,124,000	
ADMINISTRATION CONSTRUCTION					5,000							5,000	
<b>3-EQUIPMENT</b>	-	-	-	-	-	-	-	-	-	-	-	-	-
EQUIPMENT													
<b>4-OTHER USES</b>	-	-	-	-	-	-	-	-	-	-	-	-	-
<b>TOTAL PROJECT EXPENDITURES</b>	-	-	-	-	3,883,000	-	-	-	-	-	-	5,460,000	9,343,000
<b>REVENUE SOURCES:</b>													
MEASURE M					323,000							300,000	623,000
SB-1 (RMRA)					2,765,000							3,000,000	5,765,000
MEASURE W					795,000							800,000	1,595,000
MEASURE A												1,360,000	1,360,000
<b>OTHER SOURCES</b>	-	-	-	-	-	-	-	-	-	-	-	-	-
<b>TOTAL PROJECT REVENUES</b>	-	-	-	-	3,883,000	-	-	-	-	-	-	5,460,000	9,343,000

IMPACT ON OPERATING BUDGET	PRIOR YEARS	ADJUSTMENTS	2026E	2027E	2028E	2029E	2030E	2031E	2032E	2033E	2034E	2035E	
PERSONNEL													-
OPERATING & MAINTENANCE													-
OTHER													-
<b>TOTAL IMPACT ON OPERATING BUDGET</b>	-	-	-	-	-	-	-	-	-	-	-	-	-

## 21764900 - ORIGINAL DALY CITY/CIVIC CENTER STREET SLURRY SEAL

### PROJECT DESCRIPTION AND OPERATING IMPACT:

The application of latex-modified asphalt slurry seal on selected streets citywide per the 7-year Street Slurry Seal Master Plan and in coordination with the City's Pavement Management System recommendations. The operating impact will reduce the street maintenance effort for pavement repair and patching. The Original Daly City/Civic Center slurry seal project will examine the following streets and a slurry seal will be applied if it is determined to be an appropriate treatment: 87th St., 88th St., 89th St., 90th St., 91st St., 92nd St., Allemany St., Annie St., B St., Beppler St., Briggs St., Bruno Ave., Bryant St., Citrus Ave., D St., De Long St., Dixon Ct., Edgeworth Ave., Flournoy St., Garden Gateway, Goethe St., Guadalupe Ave., Hill St., Hillcrest Dr., John Daly Blvd., Junipero Serra Blvd., Knowles Ave., Liebig St., Los Bamos Ave., Los Olivos Ave., Mateo Ave., Miriam St., Mission

### PROJECT JUSTIFICATION:

The life and condition of residential streets, which have not deteriorated significantly to require re-paving, can be more cost-effectively preserved with the application of latex-modified asphalt slurry seal.

### 21764900 - ORIGINAL DALY CITY/CIVIC CENTER STREET SLURRY SEAL < ENTER PROJECT NAME HERE

	PRIOR YEARS	ADJUSTMENTS	2026E	2027E	2028E	2029E	2030E	2031E	2032E	2033E	2034E	2035E	TOTAL
<b>PROJECT EXPENDITURES:</b>													
<b>1-DESIGN</b>	-	-	-	-	-	118,000	-	-	-	-	-	-	118,000
IN-HOUSE SRV CHG DESIGN						113,000							
CONTRACTUAL SERVICES DESIGN													
ADMINISTRATION DESIGN						5,000							
<b>2-CONSTRUCTION</b>	-	-	-	-	-	3,683,000	-	-	-	-	-	-	3,683,000
IN-HOUSE SRV CHG CONSTRUCTION						113,000							
CONTRACTUAL SERVICES CONSTRUCTION						3,565,000							
ADMINISTRATION CONSTRUCTION						5,000							
<b>3-EQUIPMENT</b>	-	-	-	-	-	-	-	-	-	-	-	-	-
EQUIPMENT													
<b>4-OTHER USES</b>	-	-	-	-	-	-	-	-	-	-	-	-	-
<b>TOTAL PROJECT EXPENDITURES</b>	-	-	-	-	-	3,801,000	-	-	-	-	-	-	3,801,000

### REVENUE SOURCES:

MEASURE M						328,000							328,000
SB-1 (RMRA)						2,793,000							2,793,000
MEASURE W						680,000							680,000
MEASURE A													-
<b>OTHER SOURCES</b>													-
<b>TOTAL PROJECT REVENUES</b>	-	-	-	-	-	3,801,000	-	-	-	-	-	-	3,801,000

IMPACT ON OPERATING BUDGET	PRIOR YEARS	ADJUSTMENTS	2026E	2027E	2028E	2029E	2030E	2031E	2032E	2033E	2034E	2035E	
PERSONNEL													-
OPERATING & MAINTENANCE													-
OTHER													-
<b>TOTAL IMPACT ON OPERATING BUDGET</b>	-	-	-	-	-	-	-	-	-	-	-	-	-

## 21761900 - SERRAMONTE STREET SLURRY SEAL

### PROJECT DESCRIPTION AND OPERATING IMPACT:

The application of latex-modified asphalt slurry seal on selected streets citywide per the 7-year Street Slurry Seal Master Plan and in coordination with the City's Pavement Management System recommendations. The operating impact will reduce the street maintenance effort for pavement repair and patching. The Serramonte slurry seal project will examine the following streets and a slurry seal will be applied if it is determined to be an appropriate treatment: Amhurst Ct., Arley Ct., Bacon Ct., Berta Cir., Beverly St., Brighton Ct., Bromley Ct., Callan Blvd., Camelot Dt., Cameo Ct., Canterbury Ave., Christen Ave., Dennis Dr., Derby St., Dover Ct., Gellert Blvd., Hampshire Ave., Hampshire Ct., Heath Ct., Hickey Blvd., Hyde Ct., John Glenn Cir., John Pappan Ct., King Dr., Lycett Cir., Lycett Ct., Marbly Ave., Margate St., Morton Dr., Nelson Ct., N. Lycett St., Norwood Ave., Parkrose Ave., Parnell Ave., Penhurst Ave., Penhurst Ct., Plymouth Cir., Serravista Ave., Shipley Ave., Simpson Dr., S. Lycett St., Stafford St., Surrey Ct., Verducci Ct., Verducci Dr., Victoria St., Wakefield Ave., Warwick St., Wembley Dr., Wessix Ct., and York St.

### PROJECT JUSTIFICATION:

The life and condition of residential streets, which have not deteriorated significantly to require re-paving, can be more cost-effectively preserved with the application of latex-modified asphalt slurry seal.

### 21761900 - SERRAMONTE STREET SLURRY SEAL

< ENTER PROJECT NAME HERE

	PRIOR YEARS	ADJUSTMENTS	2026E	2027E	2028E	2029E	2030E	2031E	2032E	2033E	2034E	2035E	TOTAL
<b>PROJECT EXPENDITURES:</b>													
<b>1-DESIGN</b>	-	-	-	-	-	-	123,000	-	-	-	-	-	123,000
IN-HOUSE SRV CHG DESIGN							118,000						
CONTRACTUAL SERVICES DESIGN													
ADMINISTRATION DESIGN							5,000						
<b>2-CONSTRUCTION</b>	-	-	-	-	-	-	3,841,000	-	-	-	-	-	3,841,000
IN-HOUSE SRV CHG CONSTRUCTION							118,000						
CONTRACTUAL SERVICES CONSTRUCTION							3,718,000						
ADMINISTRATION CONSTRUCTION							5,000						
<b>3-EQUIPMENT</b>	-	-	-	-	-	-	-	-	-	-	-	-	-
EQUIPMENT													
<b>4-OTHER USES</b>	-	-	-	-	-	-	-	-	-	-	-	-	-
<b>TOTAL PROJECT EXPENDITURES</b>	-	-	-	-	-	-	3,964,000	-	-	-	-	-	3,964,000

### REVENUE SOURCES:

MEASURE M							330,000						330,000
SB-1 (RMRA)							2,820,000						2,820,000
MEASURE W							814,000						814,000
MEASURE A													-
<b>OTHER SOURCES</b>													-
<b>TOTAL PROJECT REVENUES</b>	-	-	-	-	-	-	3,964,000	-	-	-	-	-	3,964,000

IMPACT ON OPERATING BUDGET	PRIOR YEARS	ADJUSTMENTS	2026E	2027E	2028E	2029E	2030E	2031E	2032E	2033E	2034E	2035E	
PERSONNEL													-
OPERATING & MAINTENANCE													-
OTHER													-
<b>TOTAL IMPACT ON OPERATING BUDGET</b>	-	-	-	-	-	-	-	-	-	-	-	-	-

## 21762000 - SKYLINE STREET SLURRY SEAL

### PROJECT DESCRIPTION AND OPERATING IMPACT:

The application of latex-modified asphalt slurry seal on selected streets citywide per the 7-year Street Slurry Seal Master Plan and in coordination with the City's Pavement Management System recommendations. The operating impact will reduce the street maintenance effort for pavement repair and patching. The Skyline slurry seal project will examine the following streets and a slurry seal will be applied if it is determined to be an appropriate treatment: 87th St., Alpine Ave., Arcadia Dr., Avalon Dr., Baldwin Ave., Beachside Ct., Beechwood Dr., Belcrest Ave., Bradley Dr., Brooklawn Ave., Callan Blvd., Campus Dr., Carmel Ave., Castillejo Dr., Castleton Ave., Christopher Ct., Clarinada Ave., Clearview Dr., Crenshaw Dr., Crestline Ave., Creston Ave., Crestview Ave., Eaton Ave., Fairview Ave., Fernwood Ave., Gateway Dr., Gellert Blvd., Glenrose Ave., Higate Dr.,

### PROJECT JUSTIFICATION:

The life and condition of residential streets, which have not deteriorated significantly to require re-paving, can be more cost-effectively preserved with the application of latex-modified asphalt slurry seal.

21762000 - SKYLINE STREET SLURRY SEAL		< ENTER PROJECT NAME HERE												
		PRIOR YEARS	ADJUSTMENTS	2026E	2027E	2028E	2029E	2030E	2031E	2032E	2033E	2034E	2035E	TOTAL
PROJECT EXPENDITURES:														
1-DESIGN		95,000	-	-	-	-	-	-	142,000	-	-	-	-	237,000
IN-HOUSE SRV CHG DESIGN		90,000							137,000					
CONTRACTUAL SERVICES DESIGN														
ADMINISTRATION DESIGN		5,000							5,000					
2-CONSTRUCTION		2,941,000	100,000	-	-	-	-	-	4,470,000	-	-	-	-	7,511,000
IN-HOUSE SRV CHG CONSTRUCTION		90,000	50,000						137,000					
CONTRACTUAL SERVICES CONSTRUCTION		2,846,000	50,000						4,328,000					
ADMINISTRATION CONSTRUCTION		5,000							5,000					
3-EQUIPMENT		-	-	-	-	-	-	-	-	-	-	-	-	-
EQUIPMENT														
4-OTHER USES														-
TOTAL PROJECT EXPENDITURES		3,036,000	100,000	-	-	-	-	-	4,612,000	-	-	-	-	7,748,000
REVENUE SOURCES:														
MEASURE M		650,000							334,000					984,000
SB-1 (RMRA)		1,836,000							2,849,000					4,685,000
MEASURE W		56,000							1,253,000					1,309,000
MEASURE A		494,000	100,000						176,000					770,000
OTHER SOURCES														-
TOTAL PROJECT REVENUES		3,036,000	100,000	-	-	-	-	-	4,612,000	-	-	-	-	7,748,000
IMPACT ON OPERATING BUDGET														
PERSONNEL														-
OPERATING & MAINTENANCE														-
OTHER														-
TOTAL IMPACT ON OPERATING BUDGET		-	-	-	-	-	-	-	-	-	-	-	-	-

## 21762900 - ST. FRANCIS HEIGHTS STREET SLURRY SEAL

### PROJECT DESCRIPTION AND OPERATING IMPACT:

The application of latex-modified asphalt slurry seal on selected streets citywide per the 7-year Street Slurry Seal Master Plan and in coordination with the City's Pavement Management System recommendations. The operating impact will reduce the street maintenance effort for pavement repair and patching. The St. Francis Heights slurry seal project will examine the following streets and a slurry seal will be applied if it is determined to be an appropriate treatment: Alta Loma Ave., Belhaven Ave., Belhaven Ct., Buena Vista Ave., Camelia Dr., Campana Ave., Carleton Ave., Casa Ave., Castillejo Dr., Cerro Ct., Cerro Dr., Clarinada Ave., Del Prado Dr., Eastmoor Ave., Eastwood Ave., Edgemont Dr., El Dorado Dr., Escuela Dr., Gillman Dr., Glenbrook Ave., Grandview Ave., Higate Dr., Huntington Dr., Lakeshire Dr., Larkspur Ave., Lincoln Ave., Mariposa Ave., Mayfield Ave., Midvale Dr., Mirada Dr., Monterey Dr., Northaven Dr., Olcese Ct., Pacifico Ave., Palomar Dr., Pamela Ct., Perita Dr., Portola Ave., Ridgefield Ave., Rockridge Ave., San Fernando Way, San Juan Ave., San Miguel Ave., Santa Ana Ave., Santa Elena Ave., Santa Paula Dr., Santa Rita Ave., Savage Way, Shelbourne Ave., Southdale Ave., Southgate Ave., St. Catherine Dr., St. Francis Blvd., St. James Ct., St. Marks Ct., St. Michaels Ct., Sullivan Ave., Terrace View Ct., Verano Dr., Westmoor Ave., Woodland Ave., Woodside Ave., and Zita Manor.

### PROJECT JUSTIFICATION:

The life and condition of residential streets, which have not deteriorated significantly to require re-paving, can be more cost-effectively preserved with the application of latex-modified asphalt slurry seal.

### 21762900 - ST. FRANCIS HEIGHTS STREET SLURRY SEAL

< ENTER PROJECT NAME HERE

	PRIOR YEARS	ADJUSTMENTS	2026E	2027E	2028E	2029E	2030E	2031E	2032E	2033E	2034E	2035E	TOTAL
<b>PROJECT EXPENDITURES:</b>													
<b>1-DESIGN</b>	-	-	-	97,000	-	-	-	-	-	-	135,000	-	232,000
IN-HOUSE SRV CHG DESIGN				92,000							130,000		
CONTRACTUAL SERVICES DESIGN													
ADMINISTRATION DESIGN				5,000							5,000		
<b>2-CONSTRUCTION</b>	-	-	-	4,103,000	-	-	-	-	-	-	4,225,000	-	8,328,000
IN-HOUSE SRV CHG CONSTRUCTION				92,000							130,000		
CONTRACTUAL SERVICES CONSTRUCTION				4,006,000							4,090,000		
ADMINISTRATION CONSTRUCTION				5,000							5,000		
<b>3-EQUIPMENT</b>	-	-	-	-	-	-	-	-	-	-	-	-	-
EQUIPMENT													
<b>4-OTHER USES</b>	-	-	-	-	-	-	-	-	-	-	-	-	-
<b>TOTAL PROJECT EXPENDITURES</b>	-	-	-	4,200,000	-	-	-	-	-	-	4,360,000	-	8,560,000

### REVENUE SOURCES:

MEASURE M				321,000							344,000		665,000
SB-1 (RMRA)				2,800,000							2,935,000		5,735,000
MEASURE W				1,079,000							1,081,000		2,160,000
													-
													-
<b>OTHER SOURCES</b>	-	-	-	-	-	-	-	-	-	-	-	-	-
<b>TOTAL PROJECT REVENUES</b>	-	-	-	4,200,000	-	-	-	-	-	-	4,360,000	-	8,560,000

IMPACT ON OPERATING BUDGET	PRIOR YEARS	ADJUSTMENTS	2026E	2027E	2028E	2029E	2030E	2031E	2032E	2033E	2034E	2035E	
PERSONNEL													-
OPERATING & MAINTENANCE													-
OTHER													-
<b>TOTAL IMPACT ON OPERATING BUDGET</b>	-	-	-	-	-	-	-	-	-	-	-	-	-

## 21762100 - WESTLAKE STREET SLURRY SEAL

### PROJECT DESCRIPTION AND OPERATING IMPACT:

The application of latex-modified asphalt slurry seal on selected streets citywide per the 7-year Street Slurry Seal Master Plan and in coordination with the City's Pavement Management System recommendations. The operating impact will reduce the street maintenance effort for pavement repair and patching. The Westlake slurry seal project will examine the following streets and a slurry seal will be applied if it is determined to be an appropriate treatment: Ashland Dr., Bel Mar Ave., Belford Dr., Belmont Dr., Castlemont Ave., Cliffside Dr., Clifton Dr., Crestwood Dr., Dorchester Dr., Eastgate Dr., Elmwood Dr., El Portal Way, Fairlawn Ave., Fairlawn Ct., Fairmont Dr., Fairway Dr., Fieldcrest Dr., Fleetwood Dr., Forest Grove Dr., Garden Grove Dr., Glenwood Ave., Hillsdale Ave., John Daly Blvd., Lake Forest Dr., Lake Merced Blvd., Lake Vista Ave., Lakemont Dr., Lakeview Dr., Lakewood Dr., Maddux Dr., Manor Ct., N. Mayfair Ave., Northgate Ave., Northgate Ct., Oaklawn Dr., Olympic Way, Park Plaza Dr., Parkside Ave., Parkwood Dr., Sheffield Dr., S. Mayfair Ave., Southgate Ave., Terrace Ave., Westbrook Ave., Westdale Ave., Westhaven Dr., Westlawn Ave., Westmont Dr., Weston Dr., Westpark Dr., Wilshire Ave., Wilshire Ct., and Windsor Dr.

### PROJECT JUSTIFICATION:

The life and condition of residential streets, which have not deteriorated significantly to require re-paving, can be more cost-effectively preserved with the application of latex-modified asphalt slurry seal.

21762100 - WESTLAKE STREET SLURRY SEAL		< ENTER PROJECT NAME HERE													
		PRIOR YEARS	ADJUSTMENTS	2026E	2027E	2028E	2029E	2030E	2031E	2032E	2033E	2034E	2035E	TOTAL	
PROJECT EXPENDITURES:															
1-DESIGN		82,000	-	-	-	-	-	-	-	113,000	-	-	-	195,000	
IN-HOUSE SRV CHG DESIGN		77,000								108,000					
CONTRACTUAL SERVICES DESIGN															
ADMINISTRATION DESIGN		5,000								5,000					
2-CONSTRUCTION		2,504,000	-	1,129,000	-	-	-	-	-	3,522,000	-	-	-	7,155,000	
IN-HOUSE SRV CHG CONSTRUCTION		77,000								108,000					
CONTRACTUAL SERVICES CONSTRUCTION		2,422,000		1,129,000						3,409,000					
ADMINISTRATION CONSTRUCTION		5,000								5,000					
3-EQUIPMENT		-	-	-	-	-	-	-	-	-	-	-	-	-	
EQUIPMENT															
4-OTHER USES															
TOTAL PROJECT EXPENDITURES		2,586,000	-	1,129,000	-	-	-	-	-	3,635,000	-	-	-	7,350,000	
REVENUE SOURCES:															
MEASURE M		713,000								337,000				1,050,000	
SB-1 (RMRA)		756,000								2,878,000				3,634,000	
MEASURE W		1,117,000		1,129,000						420,000				2,666,000	
MEASURE A														-	
OTHER SOURCES														-	
TOTAL PROJECT REVENUES		2,586,000	-	1,129,000	-	-	-	-	-	3,635,000	-	-	-	7,350,000	
IMPACT ON OPERATING BUDGET															
PERSONNEL														-	
OPERATING & MAINTENANCE														-	
OTHER														-	
TOTAL IMPACT ON OPERATING BUDGET		-	-	-	-	-	-	-	-	-	-	-	-	-	

## 21792200 - CLARINADA AVENUE/SR 1 ON/OFF RAMPS TRAFFIC SIGNAL INSTALLATI

### PROJECT DESCRIPTION AND OPERATING IMPACT:

Install new traffic signal at Clarinada Avenue/SR 1 On/Off-Ramps and communication to nearby intersection. Increase in traffic signal operating costs due to increase utility costs. Coordination with Caltrans will be required.

### PROJECT JUSTIFICATION:

Background traffic and project traffic from nearby developments will increase, causing the intersection to meet warrants for a traffic signal.

### 21792200 - CLARINADA AVENUE/SR 1 ON/OFF RAMPS TRAFFIC SIGNAL < ENTER PROJECT NAME HERE

	PRIOR YEARS	ADJUSTMENTS	2026E	2027E	2028E	2029E	2030E	2031E	2032E	2033E	2034E	2035E	TOTAL
<b>PROJECT EXPENDITURES:</b>													
<b>1-DESIGN</b>	-	-	-	-	135,000	-	-	-	-	-	-	-	135,000
IN-HOUSE SRV CHG DESIGN					20,000								
CONTRACTUAL SERVICES DESIGN					110,000								
ADMINISTRATION DESIGN					5,000								
<b>2-CONSTRUCTION</b>	60,412	-	-	-	-	704,588	-	-	-	-	-	-	765,000
IN-HOUSE SRV CHG CONSTRUCTION						45,000							
CONTRACTUAL SERVICES CONSTRUCTION	60,412					654,588							
ADMINISTRATION CONSTRUCTION						5,000							
<b>3-EQUIPMENT</b>	-	-	-	-	-	-	-	-	-	-	-	-	-
EQUIPMENT													
<b>4-OTHER USES</b>													
<b>TOTAL PROJECT EXPENDITURES</b>	<b>60,412</b>	<b>-</b>	<b>-</b>	<b>-</b>	<b>135,000</b>	<b>704,588</b>	<b>-</b>	<b>-</b>	<b>-</b>	<b>-</b>	<b>-</b>	<b>-</b>	<b>900,000</b>

### REVENUE SOURCES:

DEVELOPER CONTRIBUTION	22,177												22,177
DEVELOPER CONTRIBUTION	9,220												9,220
DEVELOPER CONTRIBUTION	29,015												29,015
DEVELOPER CONTRIBUTION					135,000	658,588							793,588
DEVELOPER CONTRIBUTION						46,000							46,000
<b>OTHER SOURCES</b>													
<b>TOTAL PROJECT REVENUES</b>	<b>60,412</b>	<b>-</b>	<b>-</b>	<b>-</b>	<b>135,000</b>	<b>704,588</b>	<b>-</b>	<b>-</b>	<b>-</b>	<b>-</b>	<b>-</b>	<b>-</b>	<b>900,000</b>

IMPACT ON OPERATING BUDGET	PRIOR YEARS	ADJUSTMENTS	2026E	2027E	2028E	2029E	2030E	2031E	2032E	2033E	2034E	2035E	
PERSONNEL													-
OPERATING & MAINTENANCE													-
OTHER													-
<b>TOTAL IMPACT ON OPERATING BUDGET</b>	<b>-</b>	<b>-</b>	<b>-</b>	<b>-</b>	<b>-</b>	<b>-</b>	<b>-</b>	<b>-</b>	<b>-</b>	<b>-</b>	<b>-</b>	<b>-</b>	<b>-</b>

<b>21764200 - CONTROLLER/BATTERY BACK UP SIGNAL</b>
---

**PROJECT DESCRIPTION AND OPERATING IMPACT:**

--

**PROJECT JUSTIFICATION:**

--

<b>21764200 - CONTROLLER/BATTERY BACK UP SIGNAL</b>	<i>&lt; ENTER PROJECT NAME HERE</i>
	<b>PRIOR YEARS    ADJUSTMENTS    2026E    2027E    2028E    2029E    2030E    2031E    2032E    2033E    2034E    2035E    TOTAL</b>

**PROJECT EXPENDITURES:**

1-DESIGN	-	-	-	-	-	-	-	-	-	-	-	-	-	-	-	-
IN-HOUSE SRV CHG DESIGN																
CONTRACTUAL SERVICES DESIGN																
ADMINISTRATION DESIGN																
2-CONSTRUCTION	1,077,710	-	-	-	-	-	-	-	-	-	-	-	-	-	-	1,077,710
IN-HOUSE SRV CHG CONSTRUCTION																
CONTRACTUAL SERVICES CONSTRUCTION	1,077,710															
ADMINISTRATION CONSTRUCTION																
3-EQUIPMENT	-	-	-	-	-	-	-	-	-	-	-	-	-	-	-	-
EQUIPMENT																
4-OTHER USES																
TOTAL PROJECT EXPENDITURES	1,077,710	-	-	-	-	-	-	-	-	-	-	-	-	-	-	1,077,710

**REVENUE SOURCES:**

AB1600-TRANSPORTATION	1,077,710															1,077,710
																-
																-
																-
																-

**OTHER SOURCES**

<b>TOTAL PROJECT REVENUES</b>	<b>1,077,710</b>	-	-	-	-	-	-	-	-	-	-	-	-	-	-	<b>1,077,710</b>
-------------------------------	------------------	---	---	---	---	---	---	---	---	---	---	---	---	---	---	------------------

<b>IMPACT ON OPERATING BUDGET</b>	<b>PRIOR YEARS</b>	<b>ADJUSTMENTS</b>	<b>2026E</b>	<b>2027E</b>	<b>2028E</b>	<b>2029E</b>	<b>2030E</b>	<b>2031E</b>	<b>2032E</b>	<b>2033E</b>	<b>2034E</b>	<b>2035E</b>	
PERSONNEL													-
OPERATING & MAINTENANCE													-
OTHER													-
<b>TOTAL IMPACT ON OPERATING BUDGET</b>	-	-	-	-	-	-	-	-	-	-	-	-	-

## 21764700 - EMERGENCY VEHICLE PREEMPTION

### PROJECT DESCRIPTION AND OPERATING IMPACT:

Install traffic emergency preemption equipment at 32 traffic signals and 15 emergency vehicles.

### PROJECT JUSTIFICATION:

The devices would allow emergency vehicles to reduce emergency response times and reduce potential accidents at signalized intersections.

### 21764700 - EMERGENCY VEHICLE PREEMPTION

< ENTER PROJECT NAME HERE

	PRIOR YEARS	ADJUSTMENTS	2026E	2027E	2028E	2029E	2030E	2031E	2032E	2033E	2034E	2035E	TOTAL
<b>PROJECT EXPENDITURES:</b>													
<b>1-DESIGN</b>	50,000	-	-	-	-	-	-	-	-	-	-	-	50,000
IN-HOUSE SRV CHG DESIGN	42,000												
CONTRACTUAL SERVICES DESIGN													
ADMINISTRATION DESIGN	8,000												
<b>2-CONSTRUCTION</b>	445,000	-	-	-	-	-	-	-	-	-	-	-	445,000
IN-HOUSE SRV CHG CONSTRUCTION	30,000												
CONTRACTUAL SERVICES CONSTRUCTION	410,000												
ADMINISTRATION CONSTRUCTION	5,000												
<b>3-EQUIPMENT</b>	-	-	-	-	-	-	-	-	-	-	-	-	-
EQUIPMENT													
<b>4-OTHER USES</b>	-	-	-	-	-	-	-	-	-	-	-	-	-
OTHER USES													
<b>TOTAL PROJECT EXPENDITURES</b>	<b>495,000</b>	<b>-</b>	<b>-</b>	<b>-</b>	<b>-</b>	<b>-</b>	<b>-</b>	<b>-</b>	<b>-</b>	<b>-</b>	<b>-</b>	<b>-</b>	<b>495,000</b>

### REVENUE SOURCES:

AB1600-TRANSPORTATION	495,000												495,000
													-
													-
													-
													-
<b>OTHER SOURCES</b>	-	-	-	-	-	-	-	-	-	-	-	-	-
<b>TOTAL PROJECT REVENUES</b>	<b>495,000</b>	<b>-</b>	<b>-</b>	<b>-</b>	<b>-</b>	<b>-</b>	<b>-</b>	<b>-</b>	<b>-</b>	<b>-</b>	<b>-</b>	<b>-</b>	<b>495,000</b>

IMPACT ON OPERATING BUDGET	PRIOR YEARS	ADJUSTMENTS	2026E	2027E	2028E	2029E	2030E	2031E	2032E	2033E	2034E	2035E	
PERSONNEL													-
OPERATING & MAINTENANCE													-
OTHER													-
<b>TOTAL IMPACT ON OPERATING BUDGET</b>	<b>-</b>	<b>-</b>	<b>-</b>	<b>-</b>	<b>-</b>	<b>-</b>	<b>-</b>	<b>-</b>	<b>-</b>	<b>-</b>	<b>-</b>	<b>-</b>	<b>-</b>

## FUT - GENEVA/BAYSHORE TRAFFIC SIGNAL MODIFICATION

### PROJECT DESCRIPTION AND OPERATING IMPACT:

Modify the traffic signal to accommodate the Geneva Avenue extension to US 101.

### PROJECT JUSTIFICATION:

New development on the east side of Geneva Avenue.

### FUT - GENEVA/BAYSHORE TRAFFIC SIGNAL MODIFICATION

< ENTER PROJECT NAME HERE

	PRIOR YEARS	ADJUSTMENTS	2026E	2027E	2028E	2029E	2030E	2031E	2032E	2033E	2034E	2035E	TOTAL
<b>PROJECT EXPENDITURES:</b>													
<b>1-DESIGN</b>	-	-	-	-	-	-	-	-	235,000	-	-	-	235,000
IN-HOUSE SRV CHG DESIGN									30,000				
CONTRACTUAL SERVICES DESIGN									200,000				
ADMINISTRATION DESIGN									5,000				
<b>2-CONSTRUCTION</b>	-	-	-	-	-	-	-	-	860,000	-	-	-	860,000
IN-HOUSE SRV CHG CONSTRUCTION									100,000				
CONTRACTUAL SERVICES CONSTRUCTION									750,000				
ADMINISTRATION CONSTRUCTION									10,000				
<b>3-EQUIPMENT</b>	-	-	-	-	-	-	-	-	-	-	-	-	-
EQUIPMENT													
<b>4-OTHER USES</b>	-	-	-	-	-	-	-	-	-	-	-	-	-
OTHER USES													
<b>TOTAL PROJECT EXPENDITURES</b>	-	-	-	-	-	-	-	-	1,095,000	-	-	-	1,095,000

### REVENUE SOURCES:

MEASURE A									1,095,000				1,095,000
													-
													-
													-
<b>OTHER SOURCES</b>	-	-	-	-	-	-	-	-	-	-	-	-	-
<b>TOTAL PROJECT REVENUES</b>	-	-	-	-	-	-	-	-	1,095,000	-	-	-	1,095,000

<b>IMPACT ON OPERATING BUDGET</b>	PRIOR YEARS	ADJUSTMENTS	2026E	2027E	2028E	2029E	2030E	2031E	2032E	2033E	2034E	2035E	
PERSONNEL													-
OPERATING & MAINTENANCE													-
OTHER													-
<b>TOTAL IMPACT ON OPERATING BUDGET</b>	-	-	-	-	-	-	-	-	-	-	-	-	-

## 21769100 - LAKE MERCED BLVD LANE RECONFIGURATION AND BICYCLE LANE PROTE

### PROJECT DESCRIPTION AND OPERATING IMPACT:

The project would analyze opportunities and conduct public outreach to reconfigure the lane geometry on Lake Merced Boulevard between John Daly Boulevard and John Muir Drive. If feasible, the project would consider restriping the corridor for one travel lane and a separated bikeway in each direction using low-cost, short-term materials so that staff can monitor the effectiveness of the improvements.

### PROJECT JUSTIFICATION:

The project would improve bicycle safety and slow traffic along the corridor to enhance the safety and operations for all users on the corridor.

### 21769100 - LAKE MERCED BLVD LANE RECONFIGURATION AND BICYC < ENTER PROJECT NAME HERE

	PRIOR YEARS	ADJUSTMENTS	2026E	2027E	2028E	2029E	2030E	2031E	2032E	2033E	2034E	2035E	TOTAL
<b>PROJECT EXPENDITURES:</b>													
<b>1-DESIGN</b>	150,000	-	-	-	-	-	-	-	-	-	-	-	150,000
IN-HOUSE SRV CHG DESIGN	20,000												
CONTRACTUAL SERVICES DESIGN	125,000												
ADMINISTRATION DESIGN	5,000												
<b>2-CONSTRUCTION</b>	375,000	-	-	-	-	-	-	-	-	-	-	-	375,000
IN-HOUSE SRV CHG CONSTRUCTION	20,000												
CONTRACTUAL SERVICES CONSTRUCTION	350,000												
ADMINISTRATION CONSTRUCTION	5,000												
<b>3-EQUIPMENT</b>	-	-	-	-	-	-	-	-	-	-	-	-	-
EQUIPMENT													
<b>4-OTHER USES</b>	-	-	-	-	-	-	-	-	-	-	-	-	-
OTHER USES													
<b>TOTAL PROJECT EXPENDITURES</b>	<b>525,000</b>	-	-	-	-	-	-	-	-	-	-	-	<b>525,000</b>
<b>REVENUE SOURCES:</b>													
GRANT-LOCAL/STATE	498,750												498,750
MEASURE A	26,250												26,250
													-
													-
													-
<b>OTHER SOURCES</b>	-	-	-	-	-	-	-	-	-	-	-	-	-
<b>TOTAL PROJECT REVENUES</b>	<b>525,000</b>	-	-	-	-	-	-	-	-	-	-	-	<b>525,000</b>
<b>IMPACT ON OPERATING BUDGET</b>													
PERSONNEL													-
OPERATING & MAINTENANCE													-
OTHER													-
<b>TOTAL IMPACT ON OPERATING BUDGET</b>	<b>-</b>	<b>-</b>	<b>-</b>	<b>-</b>	<b>-</b>	<b>-</b>	<b>-</b>	<b>-</b>	<b>-</b>	<b>-</b>	<b>-</b>	<b>-</b>	<b>-</b>

## 21787400 - LAKE MERCED BOULEVARD/SOUTHGATE AVENUE TRAFFIC SIGNAL INSTAL

### PROJECT DESCRIPTION AND OPERATING IMPACT:

Install new traffic signal at Lake Merced Boulevard/Southgate Avenue and communication to nearby intersection. Increase in traffic signal operating costs due to increase utility costs.

Coordinate with nearby private developments for developer contributions for project costs.

### PROJECT JUSTIFICATION:

Install new traffic signal at Lake Merced Boulevard/Southgate Avenue and communication to nearby intersection. Increase in traffic signal operating costs due to increase utility costs.

### 21787400 - LAKE MERCED BOULEVARD/SOUTHGATE AVENUE TRAFFIC < ENTER PROJECT NAME HERE

	PRIOR YEARS	ADJUSTMENTS	2026E	2027E	2028E	2029E	2030E	2031E	2032E	2033E	2034E	2035E	TOTAL
<b>PROJECT EXPENDITURES:</b>													
<b>1-DESIGN</b>	115,000	-	-	-	-	-	-	-	-	-	-	-	115,000
IN-HOUSE SRV CHG DESIGN	30,000												
CONTRACTUAL SERVICES DESIGN	80,000												
ADMINISTRATION DESIGN	5,000												
<b>2-CONSTRUCTION</b>	635,000	-	-	-	-	-	-	-	-	-	-	-	635,000
IN-HOUSE SRV CHG CONSTRUCTION	30,000												
CONTRACTUAL SERVICES CONSTRUCTION	600,000												
ADMINISTRATION CONSTRUCTION	5,000												
<b>3-EQUIPMENT</b>	-	-	-	-	-	-	-	-	-	-	-	-	-
EQUIPMENT													
<b>4-OTHER USES</b>													
<b>TOTAL PROJECT EXPENDITURES</b>	750,000	-	-	-	-	-	-	-	-	-	-	-	750,000

### REVENUE SOURCES:

AB1600-TRANSPORTATION	630,544												630,544
DEVELOPER CONTRIBUTION	74,144												74,144
DEVELOPER CONTRIBUTION	45,312												45,312
													-
<b>OTHER SOURCES</b>													-
<b>TOTAL PROJECT REVENUES</b>	750,000	-	-	-	-	-	-	-	-	-	-	-	750,000

IMPACT ON OPERATING BUDGET	PRIOR YEARS	ADJUSTMENTS	2026E	2027E	2028E	2029E	2030E	2031E	2032E	2033E	2034E	2035E	
PERSONNEL													-
OPERATING & MAINTENANCE													-
OTHER													-
<b>TOTAL IMPACT ON OPERATING BUDGET</b>	-	-	-	-	-	-	-	-	-	-	-	-	-

## 21792000 - SERRAMONTE BOULEVARD/SR 1 ON/OFF RAMPS TRAFFIC SIGNAL INSTAL

### PROJECT DESCRIPTION AND OPERATING IMPACT:

Install new traffic signal at Serramonte Boulevard/SR 1 On-/Off-Ramps and communication to nearby intersection. Increase in traffic signal operating costs due to increase utility costs. Coordination with Caltrans will be required.

Coordinate with nearby private developments for developer contributions for project costs. Anticipating that the JUHSD Precise Plan will pay for and build the signal.

### PROJECT JUSTIFICATION:

Background traffic and project traffic from nearby developments will increase, causing the intersection to meet warrants for a traffic signal.

### 21792000 - SERRAMONTE BOULEVARD/SR 1 ON/OFF RAMPS TRAFFIC < ENTER PROJECT NAME HERE

	PRIOR YEARS	ADJUSTMENTS	2026E	2027E	2028E	2029E	2030E	2031E	2032E	2033E	2034E	2035E	TOTAL
<b>PROJECT EXPENDITURES:</b>													
<b>1-DESIGN</b>	-	-	-	-	135,000	-	-	-	-	-	-	-	135,000
IN-HOUSE SRV CHG DESIGN					20,000								
CONTRACTUAL SERVICES DESIGN					110,000								
ADMINISTRATION DESIGN					5,000								
<b>2-CONSTRUCTION</b>	59,016	-	-	-	705,984	705,984	-	-	-	-	-	-	1,470,984
IN-HOUSE SRV CHG CONSTRUCTION					45,000	45,000							
CONTRACTUAL SERVICES CONSTRUCTION	59,016				655,984	655,984							
ADMINISTRATION CONSTRUCTION					5,000	5,000							
<b>3-EQUIPMENT</b>	-	-	-	-	-	-	-	-	-	-	-	-	-
EQUIPMENT													
<b>4-OTHER USES</b>													
<b>TOTAL PROJECT EXPENDITURES</b>	59,016	-	-	-	840,984	705,984	-	-	-	-	-	-	1,605,984
<b>REVENUE SOURCES:</b>													
DEVELOPER CONTRIBUTION	9,159												9,159
DEVELOPER CONTRIBUTION	49,857												49,857
DEVELOPER CONTRIBUTION					135,000	705,984							840,984
DEVELOPER CONTRIBUTION					705,984								705,984
<b>OTHER SOURCES</b>													-
<b>TOTAL PROJECT REVENUES</b>	59,016	-	-	-	840,984	705,984	-	-	-	-	-	-	1,605,984
<b>IMPACT ON OPERATING BUDGET</b>													
PERSONNEL													-
OPERATING & MAINTENANCE													-
OTHER													-
<b>TOTAL IMPACT ON OPERATING BUDGET</b>	-	-	-	-	-	-	-	-	-	-	-	-	-

## 21791700 - TRAFFIC SIGNAL INTERCONNECT INSTALLATION

### PROJECT DESCRIPTION AND OPERATING IMPACT:

Install fiber cable in existing conduit, connecting various traffic signals throughout the city in conjunction with the Centralized Controller/Battery Back-Up Traffic Signal Project.

### PROJECT JUSTIFICATION:

Interconnect is needed to communicate with the traffic signals from the Corp Yard and City Hall.

### 21791700 - TRAFFIC SIGNAL INTERCONNECT INSTALLATION < ENTER PROJECT NAME HERE

	PRIOR YEARS	ADJUSTMENTS	2026E	2027E	2028E	2029E	2030E	2031E	2032E	2033E	2034E	2035E	TOTAL
<b>PROJECT EXPENDITURES:</b>													
<b>1-DESIGN</b>	90,000	-	-	-	-	-	-	-	-	-	-	-	90,000
IN-HOUSE SRV CHG DESIGN	10,000												
CONTRACTUAL SERVICES DESIGN	75,000												
ADMINISTRATION DESIGN	5,000												
<b>2-CONSTRUCTION</b>	11,976	-	-	-	-	-	-	-	-	-	-	-	11,976
IN-HOUSE SRV CHG CONSTRUCTION													
CONTRACTUAL SERVICES CONSTRUCTION	11,976												
ADMINISTRATION CONSTRUCTION													
<b>3-EQUIPMENT</b>	-	-	-	-	-	-	-	-	-	-	-	-	-
EQUIPMENT													
<b>4-OTHER USES</b>													-
<b>TOTAL PROJECT EXPENDITURES</b>	<b>101,976</b>	<b>-</b>	<b>-</b>	<b>-</b>	<b>-</b>	<b>-</b>	<b>-</b>	<b>-</b>	<b>-</b>	<b>-</b>	<b>-</b>	<b>-</b>	<b>101,976</b>

### REVENUE SOURCES:

AB1600-TRANSPORTATION	90,000												90,000
DEVELOPER CONTRIBUTION	11,976												11,976
													-
													-
													-
<b>OTHER SOURCES</b>													-
<b>TOTAL PROJECT REVENUES</b>	<b>101,976</b>	<b>-</b>	<b>-</b>	<b>-</b>	<b>-</b>	<b>-</b>	<b>-</b>	<b>-</b>	<b>-</b>	<b>-</b>	<b>-</b>	<b>-</b>	<b>101,976</b>

<b>IMPACT ON OPERATING BUDGET</b>	<b>PRIOR YEARS</b>	<b>ADJUSTMENTS</b>	<b>2026E</b>	<b>2027E</b>	<b>2028E</b>	<b>2029E</b>	<b>2030E</b>	<b>2031E</b>	<b>2032E</b>	<b>2033E</b>	<b>2034E</b>	<b>2035E</b>	
PERSONNEL													-
OPERATING & MAINTENANCE													-
OTHER													-
<b>TOTAL IMPACT ON OPERATING BUDGET</b>	<b>-</b>	<b>-</b>	<b>-</b>	<b>-</b>	<b>-</b>	<b>-</b>	<b>-</b>	<b>-</b>	<b>-</b>	<b>-</b>	<b>-</b>	<b>-</b>	<b>-</b>

**21787200 - TRAFFIC SIGNAL/STREETLIGHT IMPROVEMENTS****PROJECT DESCRIPTION AND OPERATING IMPACT:**

This project will replace, upgrade and/or install aging traffic signal equipment, including traffic signal heads, pedestrian signal heads, pedestrian push buttons, internal illuminated street name signs and video detection cameras. Work will also include painting traffic signal heads, pedestrian heads, pedestrian push buttons and associated framework to extend the life of the equipment. The project will also include replacement of concrete streetlight poles that have reached the end of its useful life and painting of existing streetlight poles.

**PROJECT JUSTIFICATION:**

Traffic signal equipment is aging; painting the traffic signal equipment will extend its useful life. Some traffic signal heads are rusted and have reached the end of its useful life, requiring replacement. New traffic signal heads will be plastic, requiring less maintenance, and would improve service reliability. In addition, many of the internally illuminated street name signs are faded and some of the video detection cameras have reached the end of its useful life, requiring replacement.

21787200 - TRAFFIC SIGNAL/STREETLIGHT IMPROVEMENTS < ENTER PROJECT NAME HERE													
	PRIOR YEARS	ADJUSTMENTS	2026E	2027E	2028E	2029E	2030E	2031E	2032E	2033E	2034E	2035E	TOTAL
<b>PROJECT EXPENDITURES:</b>													
<b>1-DESIGN</b>	24,000	-	15,000	15,000	15,000	17,000	17,000	17,000	17,000	19,000	19,000	19,000	194,000
IN-HOUSE SRV CHG DESIGN	20,000		12,000	12,000	12,000	13,000	13,000	13,000	13,000	14,000	14,000	14,000	
CONTRACTUAL SERVICES DESIGN													
ADMINISTRATION DESIGN	4,000		3,000	3,000	3,000	4,000	4,000	4,000	4,000	5,000	5,000	5,000	
<b>2-CONSTRUCTION</b>	371,000	-	90,000	90,000	90,000	93,000	98,000	98,000	98,000	104,000	109,000	114,000	1,355,000
IN-HOUSE SRV CHG CONSTRUCTION	20,000		11,000	11,000	11,000	12,000	12,000	12,000	12,000	13,000	13,000	13,000	
CONTRACTUAL SERVICES CONSTRUCTION	345,000		75,000	75,000	75,000	76,000	81,000	81,000	81,000	86,000	91,000	96,000	
ADMINISTRATION CONSTRUCTION	6,000		4,000	4,000	4,000	5,000	5,000	5,000	5,000	5,000	5,000	5,000	
<b>3-EQUIPMENT</b>	100,000	-	55,000	60,000	65,000	65,000	65,000	70,000	75,000	80,000	85,000	90,000	810,000
EQUIPMENT	100,000		55,000	60,000	65,000	65,000	65,000	70,000	75,000	80,000	85,000	90,000	
<b>4-OTHER USES</b>													-
<b>TOTAL PROJECT EXPENDITURES</b>	<b>495,000</b>	<b>-</b>	<b>160,000</b>	<b>165,000</b>	<b>170,000</b>	<b>175,000</b>	<b>180,000</b>	<b>185,000</b>	<b>190,000</b>	<b>203,000</b>	<b>213,000</b>	<b>223,000</b>	<b>2,359,000</b>
<b>REVENUE SOURCES:</b>													
MEASURE A	495,000		160,000	165,000	170,000	175,000	180,000	185,000	190,000	203,000	213,000	223,000	2,359,000
													-
													-
													-
<b>OTHER SOURCES</b>													-
<b>TOTAL PROJECT REVENUES</b>	<b>495,000</b>	<b>-</b>	<b>160,000</b>	<b>165,000</b>	<b>170,000</b>	<b>175,000</b>	<b>180,000</b>	<b>185,000</b>	<b>190,000</b>	<b>203,000</b>	<b>213,000</b>	<b>223,000</b>	<b>2,359,000</b>
<b>IMPACT ON OPERATING BUDGET</b>													
	PRIOR YEARS	ADJUSTMENTS	2026E	2027E	2028E	2029E	2030E	2031E	2032E	2033E	2034E	2035E	
PERSONNEL													-
OPERATING & MAINTENANCE													-
OTHER													-
<b>TOTAL IMPACT ON OPERATING BUDGET</b>	<b>-</b>	<b>-</b>	<b>-</b>	<b>-</b>	<b>-</b>	<b>-</b>	<b>-</b>	<b>-</b>	<b>-</b>	<b>-</b>	<b>-</b>	<b>-</b>	<b>-</b>

## 21762800 - GENEVA AVE STREETLIGHT INSTALLATION

### PROJECT DESCRIPTION AND OPERATING IMPACT:

Continuing project from FY 2017. The project will provide funds for staff to prepare design plans and install City standard streetlights to replace overhead utility pole mounted lights. Geneva Undergrounding Phase II (Schwerin Street to Bayshore Boulevard).

### PROJECT JUSTIFICATION:

The City's utility undergrounding master plan and the Geneva Avenue Streetscape Improvement plan require removal of overhead utility wires and structures to enhance safety, aesthetics, and service reliability.

### 21762800 - GENEVA AVE STREETLIGHT INSTALLATION

< ENTER PROJECT NAME HERE

	PRIOR YEARS	ADJUSTMENTS	2026E	2027E	2028E	2029E	2030E	2031E	2032E	2033E	2034E	2035E	TOTAL
<b>PROJECT EXPENDITURES:</b>													
<b>1-DESIGN</b>	<b>75,500</b>	-	-	-	-	-	-	-	-	-	-	-	<b>75,500</b>
IN-HOUSE SRV CHG DESIGN	72,000												
CONTRACTUAL SERVICES DESIGN													
ADMINISTRATION DESIGN	3,500												
<b>2-CONSTRUCTION</b>	<b>477,000</b>	-	-	-	-	-	-	-	-	-	-	-	<b>477,000</b>
IN-HOUSE SRV CHG CONSTRUCTION	20,000												
CONTRACTUAL SERVICES CONSTRUCTION	452,000												
ADMINISTRATION CONSTRUCTION	5,000												
<b>3-EQUIPMENT</b>	-	-	-	-	-	-	-	-	-	-	-	-	-
EQUIPMENT													
<b>4-OTHER USES</b>	-	-	-	-	-	-	-	-	-	-	-	-	-
<b>TOTAL PROJECT EXPENDITURES</b>	<b>552,500</b>	-	-	-	-	-	-	-	-	-	-	-	<b>552,500</b>

### REVENUE SOURCES:

MEASURE A	152,500												152,500
GAS TAX	400,000												400,000
													-
													-
<b>OTHER SOURCES</b>	-	-	-	-	-	-	-	-	-	-	-	-	-
<b>TOTAL PROJECT REVENUES</b>	<b>552,500</b>	-	-	-	-	-	-	-	-	-	-	-	<b>552,500</b>

IMPACT ON OPERATING BUDGET	PRIOR YEARS	ADJUSTMENTS	2026E	2027E	2028E	2029E	2030E	2031E	2032E	2033E	2034E	2035E	
PERSONNEL													-
OPERATING & MAINTENANCE													-
OTHER													-
<b>TOTAL IMPACT ON OPERATING BUDGET</b>	-	-	-	-	-	-	-	-	-	-	-	-	-

## 21792100 - RO 256 PALISADES STREETLIGHT CONVERSION

### PROJECT DESCRIPTION AND OPERATING IMPACT:

Replace the outdated RO circuitry with current standard parallel circuitry, grouping the streetlights into smaller groups each with a dedicated power drop from PG&E. This conversion will allow for approximately 68 streetlights to be converted to LED lights, reducing the utility costs. This project would cover the Palisades neighborhood, including Skyline Drive, Lynvale Court, Roslyn Court, Hillview Court, Palisades Drive, Montclair Avenue, Fernwood Avenue, Westridge Avenue, Seacliff Avenue, Crestview Avenue, Morningside Drive, Avalon Drive and Seaview Drive.

### PROJECT JUSTIFICATION:

This project will increase the reliability of the streetlights. RO circuit technology for powering streetlights is outdated, unreliable and expensive to operate and attempt to maintain. Updating the streetlight system to current technology, parallel circuitry and LED lighting will reduce maintenance cost, power consumption, streetlight outages and risk of injury to maintenance personnel due to working on a 4KV, high-voltage electrical system rather than the more common 120-volt electrical system.

21792100 - RO 256 PALISADES STREETLIGHT CONVERSION		< ENTER PROJECT NAME HERE											
	PRIOR YEARS	ADJUSTMENTS	2026E	2027E	2028E	2029E	2030E	2031E	2032E	2033E	2034E	2035E	TOTAL
<b>PROJECT EXPENDITURES:</b>													
<b>1-DESIGN</b>	156,200	-	-	-	-	-	-	-	-	-	-	-	156,200
IN-HOUSE SRV CHG DESIGN	35,000												
CONTRACTUAL SERVICES DESIGN	116,200												
ADMINISTRATION DESIGN	5,000												
<b>2-CONSTRUCTION</b>	2,560,000	-	-	-	-	-	-	-	-	-	-	-	2,560,000
IN-HOUSE SRV CHG CONSTRUCTION	50,000												
CONTRACTUAL SERVICES CONSTRUCTION	2,500,000												
ADMINISTRATION CONSTRUCTION	10,000												
<b>3-EQUIPMENT</b>	-	-	-	-	-	-	-	-	-	-	-	-	-
EQUIPMENT													
<b>4-OTHER USES</b>	-	-	-	-	-	-	-	-	-	-	-	-	-
<b>TOTAL PROJECT EXPENDITURES</b>	<b>2,716,200</b>	-	-	-	-	-	-	-	-	-	-	-	<b>2,716,200</b>
<b>REVENUE SOURCES:</b>													
MEASURE A	2,716,200												2,716,200
													-
													-
													-
													-
<b>OTHER SOURCES</b>	-	-	-	-	-	-	-	-	-	-	-	-	-
<b>TOTAL PROJECT REVENUES</b>	<b>2,716,200</b>	-	-	-	-	-	-	-	-	-	-	-	<b>2,716,200</b>
<b>IMPACT ON OPERATING BUDGET</b>													
PERSONNEL													-
OPERATING & MAINTENANCE													-
OTHER													-
<b>TOTAL IMPACT ON OPERATING BUDGET</b>	<b>-</b>	<b>-</b>	<b>-</b>	<b>-</b>	<b>-</b>	<b>-</b>	<b>-</b>	<b>-</b>	<b>-</b>	<b>-</b>	<b>-</b>	<b>-</b>	<b>-</b>

## FUT - RO 405 ST. FRANCIS HEIGHTS STREETLIGHT CONVERSION

### PROJECT DESCRIPTION AND OPERATING IMPACT:

replace the outdated RO circuitry with current standard parallel circuitry, grouping the streetlights into smaller groups each with a dedicated power drop from PG&E. This conversion will allow for approximately 80 streetlights to be converted to LED lights, reducing the utility costs. This project would cover the St. Francis Heights neighborhood south of Eastmoor Avenue, including San Fernando Way, El Dorado Drive, Cerro Drive, Southgate Avenue, Mariposa Avenue, St. Catherine Drive, Vernao Drive, Del Prado Drive, St. Francis Boulevard, Olcese Court, Alta Loma Avenue, Buena Vista Avenue, Camelia Drive, Mirada Drive and Santa Paula Drive.

### PROJECT JUSTIFICATION:

This project will increase the reliability of the streetlights. RO circuit technology for powering streetlights is outdated, unreliable and expensive to operate and attempt to maintain. Updating the streetlight system to current technology, parallel circuitry and LED lighting will reduce maintenance cost, power consumption, streetlight outages and risk of injury to maintenance personnel due to working on a 4KV, high-voltage electrical system rather than the more common 120-volt electrical system.

FUT - RO 405 ST. FRANCIS HEIGHTS STREETLIGHT CONVERSION < ENTER PROJECT NAME HERE													
	PRIOR YEARS	ADJUSTMENTS	2026E	2027E	2028E	2029E	2030E	2031E	2032E	2033E	2034E	2035E	TOTAL
<b>PROJECT EXPENDITURES:</b>													
<b>1-DESIGN</b>	-	-	-	-	-	-	-	-	-	298,000	-	-	298,000
IN-HOUSE SRV CHG DESIGN										40,000			
CONTRACTUAL SERVICES DESIGN										250,000			
ADMINISTRATION DESIGN										8,000			
<b>2-CONSTRUCTION</b>	-	-	-	-	-	-	-	-	-	-	2,920,000	-	2,920,000
IN-HOUSE SRV CHG CONSTRUCTION											60,000		
CONTRACTUAL SERVICES CONSTRUCTION											2,850,000		
ADMINISTRATION CONSTRUCTION											10,000		
<b>3-EQUIPMENT</b>	-	-	-	-	-	-	-	-	-	-	-	-	-
EQUIPMENT													
<b>4-OTHER USES</b>	-	-	-	-	-	-	-	-	-	-	-	-	-
<b>TOTAL PROJECT EXPENDITURES</b>	-	-	-	-	-	-	-	-	-	298,000	2,920,000	-	3,218,000
<b>REVENUE SOURCES:</b>													
MEASURE A										298,000	2,920,000		3,218,000
													-
													-
													-
<b>OTHER SOURCES</b>	-	-	-	-	-	-	-	-	-	-	-	-	-
<b>TOTAL PROJECT REVENUES</b>	-	-	-	-	-	-	-	-	-	298,000	2,920,000	-	3,218,000
<b>IMPACT ON OPERATING BUDGET</b>													
PERSONNEL													-
OPERATING & MAINTENANCE													-
OTHER													-
<b>TOTAL IMPACT ON OPERATING BUDGET</b>	-	-	-	-	-	-	-	-	-	-	-	-	-

## FUT - RO 406 ST. FRANCIS HEIGHTS STREETLIGHT CONVERSION

### PROJECT DESCRIPTION AND OPERATING IMPACT:

replace the outdated RO circuitry with current standard parallel circuitry, grouping the streetlights into smaller groups each with a dedicated power drop from PG&E. This conversion will allow for approximately 47 streetlights to be converted to LED lights, reducing the utility costs. This project would cover the St. Francis Heights neighborhood south of Westmoor Avenue, west of Edgemont Drive, east of Higate Drive including Huntington Drive, Monterey Drive, Southgate Avenue, Carleton AvenueS, Glenbrook Avenue, Larkspur Avenue, Eastwood Avenue, Lincoln Avenue, Rockridge Avenue and Shelbourne Avenue.

### PROJECT JUSTIFICATION:

This project will increase the reliability of the streetlights. RO circuit technology for powering streetlights is outdated, unreliable and expensive to operate and attempt to maintain. Updating the streetlight system to current technology, parallel circuitry and LED lighting will reduce maintenance cost, power consumption, streetlight outages and risk of injury to maintenance personnel due to working on a 4KV, high-voltage electrical system rather than the more common 120-volt electrical system.

### FUT - RO 406 ST. FRANCIS HEIGHTS STREETLIGHT CONVERSION < ENTER PROJECT NAME HERE

	PRIOR YEARS	ADJUSTMENTS	2026E	2027E	2028E	2029E	2030E	2031E	2032E	2033E	2034E	2035E	TOTAL
<b>PROJECT EXPENDITURES:</b>													
<b>1-DESIGN</b>	-	-	-	-	-	-	-	-	-	-	-	298,000	298,000
IN-HOUSE SRV CHG DESIGN												40,000	
CONTRACTUAL SERVICES DESIGN												250,000	
ADMINISTRATION DESIGN												8,000	
<b>2-CONSTRUCTION</b>	-	-	-	-	-	-	-	-	-	-	-	-	-
IN-HOUSE SRV CHG CONSTRUCTION													
CONTRACTUAL SERVICES CONSTRUCTION													
ADMINISTRATION CONSTRUCTION													
<b>3-EQUIPMENT</b>	-	-	-	-	-	-	-	-	-	-	-	-	-
EQUIPMENT													
<b>4-OTHER USES</b>	-	-	-	-	-	-	-	-	-	-	-	-	-
<b>TOTAL PROJECT EXPENDITURES</b>	-	-	-	-	-	-	-	-	-	-	-	298,000	298,000

### REVENUE SOURCES:

MEASURE A												298,000	298,000
													-
													-
													-
<b>OTHER SOURCES</b>	-	-	-	-	-	-	-	-	-	-	-	-	-
<b>TOTAL PROJECT REVENUES</b>	-	-	-	-	-	-	-	-	-	-	-	298,000	298,000

IMPACT ON OPERATING BUDGET	PRIOR YEARS	ADJUSTMENTS	2026E	2027E	2028E	2029E	2030E	2031E	2032E	2033E	2034E	2035E	
PERSONNEL													-
OPERATING & MAINTENANCE													-
OTHER													-
<b>TOTAL IMPACT ON OPERATING BUDGET</b>	-	-	-	-	-	-	-	-	-	-	-	-	-

## FUT - RO 408 SERRAMONTE STREETLIGHT CONVERSION

### PROJECT DESCRIPTION AND OPERATING IMPACT:

Replace the outdated RO circuitry with current standard parallel circuitry, grouping the streetlights into smaller groups each with a dedicated power drop from PG&E. This conversion will allow for approximately 55 streetlights to be converted to LED lights, reducing the utility costs. This project would cover the Serramonte neighborhood west of St. Francis Boulevard, including Southgate Avenue, Campana Avenue, San Miguel Avenue, Belhaven Avenue, San Juan Avenue, Pacifico Avenue, Santa Ana Avenue, Clarinada Avenue, Santa Rita Avenue, Higate Drive and Lakshire Drive.

### PROJECT JUSTIFICATION:

This project will increase the reliability of the streetlights. RO circuit technology for powering streetlights is outdated, unreliable and expensive to operate and attempt to maintain. Updating the streetlight system to current technology, parallel circuitry and LED lighting will reduce maintenance cost, power consumption, streetlight outages and risk of injury to maintenance personnel due to working on a 4KV, high-voltage electrical system rather than the more common 120-volt electrical system.

### FUT - RO 408 SERRAMONTE STREETLIGHT CONVERSION

< ENTER PROJECT NAME HERE

	PRIOR YEARS	ADJUSTMENTS	2026E	2027E	2028E	2029E	2030E	2031E	2032E	2033E	2034E	2035E	TOTAL
<b>PROJECT EXPENDITURES:</b>													
<b>1-DESIGN</b>	-	-	-	-	220,000	-	-	-	-	-	-	-	220,000
IN-HOUSE SRV CHG DESIGN					35,000								
CONTRACTUAL SERVICES DESIGN					180,000								
ADMINISTRATION DESIGN					5,000								
<b>2-CONSTRUCTION</b>	-	-	-	-	-	2,358,000	-	-	-	-	-	-	2,358,000
IN-HOUSE SRV CHG CONSTRUCTION						50,000							
CONTRACTUAL SERVICES CONSTRUCTION						2,300,000							
ADMINISTRATION CONSTRUCTION						8,000							
<b>3-EQUIPMENT</b>	-	-	-	-	-	-	-	-	-	-	-	-	-
EQUIPMENT													
<b>4-OTHER USES</b>	-	-	-	-	-	-	-	-	-	-	-	-	-
<b>TOTAL PROJECT EXPENDITURES</b>	-	-	-	-	220,000	2,358,000	-	-	-	-	-	-	2,578,000

### REVENUE SOURCES:

MEASURE A					220,000	2,358,000							2,578,000
													-
													-
													-
<b>OTHER SOURCES</b>	-	-	-	-	-	-	-	-	-	-	-	-	-
<b>TOTAL PROJECT REVENUES</b>	-	-	-	-	220,000	2,358,000	-	-	-	-	-	-	2,578,000

IMPACT ON OPERATING BUDGET	PRIOR YEARS	ADJUSTMENTS	2026E	2027E	2028E	2029E	2030E	2031E	2032E	2033E	2034E	2035E	
PERSONNEL													-
OPERATING & MAINTENANCE													-
OTHER													-
<b>TOTAL IMPACT ON OPERATING BUDGET</b>	-	-	-	-	-	-	-	-	-	-	-	-	-

## FUT - RO 411 SKYLINE STREETLIGHT CONVERSION

### PROJECT DESCRIPTION AND OPERATING IMPACT:

Replace the outdated RO circuitry with current standard parallel circuitry, grouping the streetlights into smaller groups each with a dedicated power drop from PG&E. This conversion will allow for approximately 55 streetlights to be converted to LED lights, reducing the utility costs. This project would cover the Skyline neighborhood, including Skyline Drive, Longview Drive, Westline Drive, Clearview Drive, Montebello Drive, Rockford Avenue, Belcrest Avenue, Seacrest Court and Beachside Court.

### PROJECT JUSTIFICATION:

This project will increase the reliability of the streetlights. RO circuit technology for powering streetlights is outdated, unreliable and expensive to operate and attempt to maintain. Updating the streetlight system to current technology, parallel circuitry and LED lighting will reduce maintenance cost, power consumption, streetlight outages and risk of injury to maintenance personnel due to working on a 4KV, high-voltage electrical system rather than the more common 120-volt electrical system.

FUT - RO 411 SKYLINE STREETLIGHT CONVERSION		< ENTER PROJECT NAME HERE											
	PRIOR YEARS	ADJUSTMENTS	2026E	2027E	2028E	2029E	2030E	2031E	2032E	2033E	2034E	2035E	TOTAL
<b>PROJECT EXPENDITURES:</b>													
<b>1-DESIGN</b>	-	-	-	-	-	-	-	240,000	-	-	-	-	240,000
IN-HOUSE SRV CHG DESIGN								35,000					
CONTRACTUAL SERVICES DESIGN								200,000					
ADMINISTRATION DESIGN								5,000					
<b>2-CONSTRUCTION</b>	-	-	-	-	-	-	-	-	2,358,000	-	-	-	2,358,000
IN-HOUSE SRV CHG CONSTRUCTION									50,000				
CONTRACTUAL SERVICES CONSTRUCTION									2,300,000				
ADMINISTRATION CONSTRUCTION									8,000				
<b>3-EQUIPMENT</b>	-	-	-	-	-	-	-	-	-	-	-	-	-
EQUIPMENT													
<b>4-OTHER USES</b>	-	-	-	-	-	-	-	-	-	-	-	-	-
<b>TOTAL PROJECT EXPENDITURES</b>	-	-	-	-	-	-	-	240,000	2,358,000	-	-	-	2,598,000
<b>REVENUE SOURCES:</b>													
MEASURE A								240,000	2,358,000				2,598,000
													-
													-
													-
<b>OTHER SOURCES</b>	-	-	-	-	-	-	-	-	-	-	-	-	-
<b>TOTAL PROJECT REVENUES</b>	-	-	-	-	-	-	-	240,000	2,358,000	-	-	-	2,598,000
<b>IMPACT ON OPERATING BUDGET</b>													
PERSONNEL													-
OPERATING & MAINTENANCE													-
OTHER													-
<b>TOTAL IMPACT ON OPERATING BUDGET</b>	-	-	-	-	-	-	-	-	-	-	-	-	-

## FUT - RO 450 WESTLAKE STREETLIGHT CONVERSION

### PROJECT DESCRIPTION AND OPERATING IMPACT:

Replace the outdated RO circuitry with current standard parallel circuitry, grouping the streetlights into smaller groups each with a dedicated power drop from PG&E. This conversion will allow for approximately 74 streetlights to be converted to LED lights, reducing the utility costs. This project would cover the Westlake neighborhood south of John Daly Boulevard, including South Mayfair Avenue, Westbrook Avenue, Belford Drive, Ashland Drive, Lakewood Drive, Clifton Drive, Dorchester Drive, Elmwood Drive, Westbrook Avenue, Terrace Avenue, Bel Mar Avenue, Crestwood Drive and a section of Southgate Avenue.

### PROJECT JUSTIFICATION:

This project will increase the reliability of the streetlights. RO circuit technology for powering streetlights is outdated, unreliable and expensive to operate and attempt to maintain. Updating the streetlight system to current technology, parallel circuitry and LED lighting will reduce maintenance cost, power consumption, streetlight outages and risk of injury to maintenance personnel due to working on a 4KV, high-voltage electrical system rather than the more common 120-volt electrical system.

FUT - RO 450 WESTLAKE STREETLIGHT CONVERSION		< ENTER PROJECT NAME HERE											
	PRIOR YEARS	ADJUSTMENTS	2026E	2027E	2028E	2029E	2030E	2031E	2032E	2033E	2034E	2035E	TOTAL
<b>PROJECT EXPENDITURES:</b>													
<b>1-DESIGN</b>	-	-	-	-	-	225,000	-	-	-	-	-	-	225,000
IN-HOUSE SRV CHG DESIGN						35,000							
CONTRACTUAL SERVICES DESIGN						185,000							
ADMINISTRATION DESIGN						5,000							
<b>2-CONSTRUCTION</b>	-	-	-	-	-	-	2,658,000	-	-	-	-	-	2,658,000
IN-HOUSE SRV CHG CONSTRUCTION							50,000						
CONTRACTUAL SERVICES CONSTRUCTION							2,600,000						
ADMINISTRATION CONSTRUCTION							8,000						
<b>3-EQUIPMENT</b>	-	-	-	-	-	-	-	-	-	-	-	-	-
EQUIPMENT													
<b>4-OTHER USES</b>	-	-	-	-	-	-	-	-	-	-	-	-	-
<b>TOTAL PROJECT EXPENDITURES</b>	-	-	-	-	-	225,000	2,658,000	-	-	-	-	-	2,883,000
<b>REVENUE SOURCES:</b>													
MEASURE A						225,000	2,658,000						2,883,000
													-
													-
													-
													-
<b>OTHER SOURCES</b>	-	-	-	-	-	-	-	-	-	-	-	-	-
<b>TOTAL PROJECT REVENUES</b>	-	-	-	-	-	225,000	2,658,000	-	-	-	-	-	2,883,000
<b>IMPACT ON OPERATING BUDGET</b>													
PERSONNEL													-
OPERATING & MAINTENANCE													-
OTHER													-
<b>TOTAL IMPACT ON OPERATING BUDGET</b>	-	-	-	-	-	-	-	-	-	-	-	-	-

## 21764500 - RO 460 NORTHRIDGE STREETLIGHT CONVERSION

### PROJECT DESCRIPTION AND OPERATING IMPACT:

Replace the outdated RO circuitry with current standard parallel circuitry, grouping the streetlights into smaller groups each with a dedicated power drop from PG&E. This conversion will allow for approximately 49 streetlights to be converted to LED lights, reducing the utility costs. This project would cover the Northridge neighborhood, including Avalon Drive, Skyline Drive, Northridge Drive, Carmel Avenue, Highland Avenue, Eaton Avenue, Wavecrest Drive, Westbrae Drive, Menlo Avenue and Oceanside Drive.

### PROJECT JUSTIFICATION:

This project will increase the reliability of the streetlights. RO circuit technology for powering streetlights is outdated, unreliable and expensive to operate and attempt to maintain. Updating the streetlight system to current technology, parallel circuitry and LED lighting will reduce maintenance cost, power consumption, streetlight outages and risk of injury to maintenance personnel due to working on a 4KV, high-voltage electrical system rather than the more common 120-volt electrical system.

### 21764500 - RO 460 NORTHRIDGE STREETLIGHT CONVERSION

< ENTER PROJECT NAME HERE

	PRIOR YEARS	ADJUSTMENTS	2026E	2027E	2028E	2029E	2030E	2031E	2032E	2033E	2034E	2035E	TOTAL
<b>PROJECT EXPENDITURES:</b>													
<b>1-DESIGN</b>	190,000	-	-	-	-	-	-	-	-	-	-	-	190,000
IN-HOUSE SRV CHG DESIGN	35,000												
CONTRACTUAL SERVICES DESIGN	150,000												
ADMINISTRATION DESIGN	5,000												
<b>2-CONSTRUCTION</b>	-	-	1,460,000	-	-	-	-	-	-	-	-	-	1,460,000
IN-HOUSE SRV CHG CONSTRUCTION			50,000										
CONTRACTUAL SERVICES CONSTRUCTION			1,405,000										
ADMINISTRATION CONSTRUCTION			5,000										
<b>3-EQUIPMENT</b>	-	-	-	-	-	-	-	-	-	-	-	-	-
EQUIPMENT													
<b>4-OTHER USES</b>													-
<b>TOTAL PROJECT EXPENDITURES</b>	190,000	-	1,460,000	-	-	-	-	-	-	-	-	-	1,650,000

### REVENUE SOURCES:

MEASURE A	190,000		1,460,000										1,650,000
													-
													-
													-
<b>OTHER SOURCES</b>													-
<b>TOTAL PROJECT REVENUES</b>	190,000	-	1,460,000	-	-	-	-	-	-	-	-	-	1,650,000

<b>IMPACT ON OPERATING BUDGET</b>	PRIOR YEARS	ADJUSTMENTS	2026E	2027E	2028E	2029E	2030E	2031E	2032E	2033E	2034E	2035E	
PERSONNEL													-
OPERATING & MAINTENANCE													-
OTHER													-
<b>TOTAL IMPACT ON OPERATING BUDGET</b>	-	-	-	-	-	-	-	-	-	-	-	-	-

## 21767400 - RO 572 CONVERSION

### PROJECT DESCRIPTION AND OPERATING IMPACT:

Replace the outdated RO circuitry with current standard parallel circuitry, grouping the streetlights into smaller groups each with a dedicated drop from PG&E. This conversion will allow for approximately 42 streetlights to be converted to LED lights, reducing the utility costs. This project would cover the area around the Westlake Shopping Center, including Lake Merced Boulevard, Southgate Avenue, Park Plaza Drive and John Daly Boulevard.

### PROJECT JUSTIFICATION:

This project will increase the reliability of the streetlights. RO circuit technology for powering streetlights is outdated, unreliable and expensive to operate and attempt to maintain. Updating the streetlight system to current technology, parallel circuitry and LED lighting will reduce maintenance cost, power consumption, streetlight outages and risk of injury to maintenance personnel due to working on a 4KV, high-voltage electrical system rather than the more common 120-volt electrical system.

21767400 - RO 572 CONVERSION		< ENTER PROJECT NAME HERE											
	PRIOR YEARS	ADJUSTMENTS	2026E	2027E	2028E	2029E	2030E	2031E	2032E	2033E	2034E	2035E	TOTAL
<b>PROJECT EXPENDITURES:</b>													
<b>1-DESIGN</b>	110,000	-	-	-	-	-	-	-	-	-	-	-	110,000
IN-HOUSE SRV CHG DESIGN	35,000												
CONTRACTUAL SERVICES DESIGN	70,000												
ADMINISTRATION DESIGN	5,000												
<b>2-CONSTRUCTION</b>	1,760,000	350,000	-	-	-	-	-	-	-	-	-	-	2,110,000
IN-HOUSE SRV CHG CONSTRUCTION	50,000												
CONTRACTUAL SERVICES CONSTRUCTION	1,700,000	350,000											
ADMINISTRATION CONSTRUCTION	10,000												
<b>3-EQUIPMENT</b>	-	-	-	-	-	-	-	-	-	-	-	-	-
EQUIPMENT													
<b>4-OTHER USES</b>	-	-	-	-	-	-	-	-	-	-	-	-	-
<b>TOTAL PROJECT EXPENDITURES</b>	<b>1,870,000</b>	<b>350,000</b>	-	-	-	-	-	-	-	-	-	-	<b>2,220,000</b>
<b>REVENUE SOURCES:</b>													
MEASURE A	1,870,000	350,000											2,220,000
													-
													-
													-
<b>OTHER SOURCES</b>	-	-	-	-	-	-	-	-	-	-	-	-	-
<b>TOTAL PROJECT REVENUES</b>	<b>1,870,000</b>	<b>350,000</b>	-	-	-	-	-	-	-	-	-	-	<b>2,220,000</b>
<b>IMPACT ON OPERATING BUDGET</b>													
PERSONNEL													-
OPERATING & MAINTENANCE													-
OTHER													-
<b>TOTAL IMPACT ON OPERATING BUDGET</b>	<b>-</b>	<b>-</b>	<b>-</b>	<b>-</b>	<b>-</b>	<b>-</b>	<b>-</b>	<b>-</b>	<b>-</b>	<b>-</b>	<b>-</b>	<b>-</b>	<b>-</b>

## FUT - RO STREETLIGHT CONVERSION

### PROJECT DESCRIPTION AND OPERATING IMPACT:

Replace the outdated RO circuitry with current standard parallel circuitry, grouping the streetlights into smaller groups each with a dedicated power drop from PG&E. This conversion will allow for the streetlights to be converted to LED lights, reducing the utility costs. This project would include (in numerical, not priority order): ROs 317, 322, 353, 366, 387, 414 and 577.

### PROJECT JUSTIFICATION:

This project will increase the reliability of the streetlights. RO circuit technology for powering streetlights is outdated, unreliable and expensive to operate and attempt to maintain. Updating the streetlight system to current technology, parallel circuitry and LED lighting will reduce maintenance cost, power consumption, streetlight outages and risk of injury to maintenance personnel due to working on a 4KV, high-voltage electrical system rather than the more common 120-volt electrical system.

FUT - RO STREETLIGHT CONVERSION		< ENTER PROJECT NAME HERE											
	PRIOR YEARS	ADJUSTMENTS	2026E	2027E	2028E	2029E	2030E	2031E	2032E	2033E	2034E	2035E	TOTAL
<b>PROJECT EXPENDITURES:</b>													
<b>1-DESIGN</b>	-	-	-	-	-	-	-	-	-	-	-	-	-
IN-HOUSE SRV CHG DESIGN													
CONTRACTUAL SERVICES DESIGN													
ADMINISTRATION DESIGN													
<b>2-CONSTRUCTION</b>	-	-	-	-	-	-	-	-	-	-	-	-	-
IN-HOUSE SRV CHG CONSTRUCTION													
CONTRACTUAL SERVICES CONSTRUCTION													
ADMINISTRATION CONSTRUCTION													
<b>3-EQUIPMENT</b>	-	-	-	-	-	-	-	-	-	-	-	-	-
EQUIPMENT													
<b>4-OTHER USES</b>	-	-	-	-	-	-	-	-	-	-	-	-	-
<b>TOTAL PROJECT EXPENDITURES</b>	-	-	-	-	-	-	-	-	-	-	-	-	-

### REVENUE SOURCES:

MEASURE A													-
													-
													-
													-
													-
<b>OTHER SOURCES</b>	-	-	-	-	-	-	-	-	-	-	-	-	-
<b>TOTAL PROJECT REVENUES</b>	-	-	-	-	-	-	-	-	-	-	-	-	-

IMPACT ON OPERATING BUDGET		PRIOR YEARS	ADJUSTMENTS	2026E	2027E	2028E	2029E	2030E	2031E	2032E	2033E	2034E	2035E
PERSONNEL													-
OPERATING & MAINTENANCE													-
OTHER													-
<b>TOTAL IMPACT ON OPERATING BUDGET</b>		-	-	-	-	-	-	-	-	-	-	-	-

## 21786900 - ADA BARRIER REMOVAL (2022-23)

### PROJECT DESCRIPTION AND OPERATING IMPACT:

The project will systematically remove barriers in the public right-of-way identified by the City's ADA Self-Evaluation and Transition Plan. Improvements will include curb ramps, sidewalk repairs, obstruction removal, and crosswalks.

### PROJECT JUSTIFICATION:

The Americans with Disabilities Act (ADA) requires the City to make programs, services and activities to all individuals and to make reasonable modifications for that purpose.

### 21786900 - ADA BARRIER REMOVAL (2022-23)

< ENTER PROJECT NAME HERE

	PRIOR YEARS	ADJUSTMENTS	2026E	2027E	2028E	2029E	2030E	2031E	2032E	2033E	2034E	2035E	TOTAL
<b>PROJECT EXPENDITURES:</b>													
<b>1-DESIGN</b>	<b>22,000</b>	-	-	-	-	-	-	-	-	-	-	-	<b>22,000</b>
IN-HOUSE SRV CHG DESIGN	20,000												
CONTRACTUAL SERVICES DESIGN													
ADMINISTRATION DESIGN	2,000												
<b>2-CONSTRUCTION</b>	<b>125,000</b>	-	-	-	-	-	-	-	-	-	-	-	<b>125,000</b>
IN-HOUSE SRV CHG CONSTRUCTION	20,000												
CONTRACTUAL SERVICES CONSTRUCTION	102,500												
ADMINISTRATION CONSTRUCTION	2,500												
<b>3-EQUIPMENT</b>	-	-	-	-	-	-	-	-	-	-	-	-	-
EQUIPMENT													
<b>4-OTHER USES</b>	-	-	-	-	-	-	-	-	-	-	-	-	-
<b>TOTAL PROJECT EXPENDITURES</b>	<b>147,000</b>	-	-	-	-	-	-	-	-	-	-	-	<b>147,000</b>
<b>REVENUE SOURCES:</b>													
MEASURE A	147,000												147,000
													-
													-
													-
<b>OTHER SOURCES</b>	-	-	-	-	-	-	-	-	-	-	-	-	-
<b>TOTAL PROJECT REVENUES</b>	<b>147,000</b>	-	-	-	-	-	-	-	-	-	-	-	<b>147,000</b>
<b>IMPACT ON OPERATING BUDGET</b>													
PERSONNEL													-
OPERATING & MAINTENANCE													-
OTHER													-
<b>TOTAL IMPACT ON OPERATING BUDGET</b>	<b>-</b>	<b>-</b>	<b>-</b>	<b>-</b>	<b>-</b>	<b>-</b>	<b>-</b>	<b>-</b>	<b>-</b>	<b>-</b>	<b>-</b>	<b>-</b>	<b>-</b>

## 21785300 - ADA BARRIER REMOVAL PROJECT (2024-25)

### PROJECT DESCRIPTION AND OPERATING IMPACT:

The project will systematically remove barriers in the public right-of-way identified by the City's ADA Self-Evaluation and Transition Plan. Improvements will include curb ramps, sidewalk repairs, obstruction removal, and crosswalks.

### PROJECT JUSTIFICATION:

The Americans with Disabilities Act (ADA) requires the City to make programs, services and activities to all individuals and to make reasonable modifications for that purpose.

### 21785300 - ADA BARRIER REMOVAL PROJECT (2024-25)

< ENTER PROJECT NAME HERE

	PRIOR YEARS	ADJUSTMENTS	2026E	2027E	2028E	2029E	2030E	2031E	2032E	2033E	2034E	2035E	TOTAL
<b>PROJECT EXPENDITURES:</b>													
<b>1-DESIGN</b>	<b>22,000</b>	-	-	-	-	-	-	-	-	-	-	-	<b>22,000</b>
IN-HOUSE SRV CHG DESIGN	20,000												
CONTRACTUAL SERVICES DESIGN													
ADMINISTRATION DESIGN	2,000												
<b>2-CONSTRUCTION</b>	<b>130,000</b>	-	-	-	-	-	-	-	-	-	-	-	<b>130,000</b>
IN-HOUSE SRV CHG CONSTRUCTION	20,000												
CONTRACTUAL SERVICES CONSTRUCTION	107,500												
ADMINISTRATION CONSTRUCTION	2,500												
<b>3-EQUIPMENT</b>	-	-	-	-	-	-	-	-	-	-	-	-	-
EQUIPMENT													
<b>4-OTHER USES</b>	-	-	-	-	-	-	-	-	-	-	-	-	-
OTHER USES													
<b>TOTAL PROJECT EXPENDITURES</b>	<b>152,000</b>	-	-	-	-	-	-	-	-	-	-	-	<b>152,000</b>

### REVENUE SOURCES:

MEASURE A	152,000												152,000
													-
													-
													-
													-
<b>OTHER SOURCES</b>	-	-	-	-	-	-	-	-	-	-	-	-	-
<b>TOTAL PROJECT REVENUES</b>	<b>152,000</b>	-	-	-	-	-	-	-	-	-	-	-	<b>152,000</b>

IMPACT ON OPERATING BUDGET	PRIOR YEARS	ADJUSTMENTS	2026E	2027E	2028E	2029E	2030E	2031E	2032E	2033E	2034E	2035E	
PERSONNEL													-
OPERATING & MAINTENANCE													-
OTHER													-
<b>TOTAL IMPACT ON OPERATING BUDGET</b>	-	-	-	-	-	-	-	-	-	-	-	-	-

## 21765000 - ADA BARRIER REMOVAL PROJECT (2026-27)

### PROJECT DESCRIPTION AND OPERATING IMPACT:

The project will systematically remove barriers in the public right-of-way identified by the City's ADA Self-Evaluation and Transition Plan. Improvements will include curb ramps, sidewalk repairs, obstruction removal, and crosswalks.

### PROJECT JUSTIFICATION:

The Americans with Disabilities Act (ADA) requires the City to make programs, services and activities to all individuals and to make reasonable modifications for that purpose.

### 21765000 - ADA BARRIER REMOVAL PROJECT (2026-27)

< ENTER PROJECT NAME HERE

	PRIOR YEARS	ADJUSTMENTS	2026E	2027E	2028E	2029E	2030E	2031E	2032E	2033E	2034E	2035E	TOTAL
<b>PROJECT EXPENDITURES:</b>													
<b>1-DESIGN</b>	-	-	-	22,000	-	-	-	-	-	-	-	-	22,000
IN-HOUSE SRV CHG DESIGN				20,000									
CONTRACTUAL SERVICES DESIGN													
ADMINISTRATION DESIGN				2,000									
<b>2-CONSTRUCTION</b>	-	-	-	140,000	-	-	-	-	-	-	-	-	140,000
IN-HOUSE SRV CHG CONSTRUCTION				20,000									
CONTRACTUAL SERVICES CONSTRUCTION				117,500									
ADMINISTRATION CONSTRUCTION				2,500									
<b>3-EQUIPMENT</b>	-	-	-	-	-	-	-	-	-	-	-	-	-
EQUIPMENT													
<b>4-OTHER USES</b>	-	-	-	-	-	-	-	-	-	-	-	-	-
<b>TOTAL PROJECT EXPENDITURES</b>	-	-	-	162,000	-	-	-	-	-	-	-	-	162,000

### REVENUE SOURCES:

MEASURE A				162,000									162,000
													-
													-
													-
													-
<b>OTHER SOURCES</b>	-	-	-	-	-	-	-	-	-	-	-	-	-
<b>TOTAL PROJECT REVENUES</b>	-	-	-	162,000	-	-	-	-	-	-	-	-	162,000

IMPACT ON OPERATING BUDGET	PRIOR YEARS	ADJUSTMENTS	2026E	2027E	2028E	2029E	2030E	2031E	2032E	2033E	2034E	2035E	
PERSONNEL													-
OPERATING & MAINTENANCE													-
OTHER													-
<b>TOTAL IMPACT ON OPERATING BUDGET</b>	-	-	-	-	-	-	-	-	-	-	-	-	-

## FUT - ADA BARRIER REMOVAL PROJECT (BEYOND 2028)

### PROJECT DESCRIPTION AND OPERATING IMPACT:

The project will systematically remove barriers in the public right-of-way identified by the City's ADA Self-Evaluation and Transition Plan. Improvements will include curb ramps, sidewalk repairs, obstruction removal, and crosswalks.

### PROJECT JUSTIFICATION:

The Americans with Disabilities Act (ADA) requires the City to make programs, services and activities to all individuals and to make reasonable modifications for that purpose.

### FUT - ADA BARRIER REMOVAL PROJECT (BEYOND 2028)

< ENTER PROJECT NAME HERE

	PRIOR YEARS	ADJUSTMENTS	2026E	2027E	2028E	2029E	2030E	2031E	2032E	2033E	2034E	2035E	TOTAL
<b>PROJECT EXPENDITURES:</b>													
<b>1-DESIGN</b>	-	-	-	-	-	22,000	-	22,000	-	22,000	-	22,000	88,000
IN-HOUSE SRV CHG DESIGN						20,000		20,000		20,000		20,000	
CONTRACTUAL SERVICES DESIGN													
ADMINISTRATION DESIGN						2,000		2,000		2,000		2,000	
<b>2-CONSTRUCTION</b>	-	-	-	-	-	150,000	-	160,000	-	170,000	-	180,000	660,000
IN-HOUSE SRV CHG CONSTRUCTION						20,000		20,000		20,000		20,000	
CONTRACTUAL SERVICES CONSTRUCTION						127,500		137,500		147,500		157,500	
ADMINISTRATION CONSTRUCTION						2,500		2,500		2,500		2,500	
<b>3-EQUIPMENT</b>	-	-	-	-	-	-	-	-	-	-	-	-	-
EQUIPMENT													
<b>4-OTHER USES</b>	-	-	-	-	-	-	-	-	-	-	-	-	-
<b>TOTAL PROJECT EXPENDITURES</b>	-	-	-	-	-	172,000	-	182,000	-	192,000	-	202,000	748,000
<b>REVENUE SOURCES:</b>													
<b>MEASURE A</b>						172,000		182,000		192,000		202,000	748,000
													-
													-
													-
<b>OTHER SOURCES</b>													-
<b>TOTAL PROJECT REVENUES</b>	-	-	-	-	-	172,000	-	182,000	-	192,000	-	202,000	748,000
<b>IMPACT ON OPERATING BUDGET</b>													
PERSONNEL													-
OPERATING & MAINTENANCE													-
OTHER													-
<b>TOTAL IMPACT ON OPERATING BUDGET</b>	-	-	-	-	-	-	-	-	-	-	-	-	-

## FUT - ADA FACILITY UPGRADE (2028 AND BEYOND)

### PROJECT DESCRIPTION AND OPERATING IMPACT:

The project will systematically remover barriers in City facilities identified by the City's ADA Self-Evaluation and Transition Plan. Work will include improvements to hand rails, signage, accessible pathways, and other items identified by the Plan.

### PROJECT JUSTIFICATION:

The Americans with Disabilities Act (ADA) requires the City to make programs, services and activities to all individuals and and to make reasonable modifications for that purpose.

### FUT - ADA FACILITY UPGRADE (2028 AND BEYOND)

< ENTER PROJECT NAME HERE

	PRIOR YEARS	ADJUSTMENTS	2026E	2027E	2028E	2029E	2030E	2031E	2032E	2033E	2034E	2035E	TOTAL
<b>PROJECT EXPENDITURES:</b>													
<b>1-DESIGN</b>	-	-	-	-	172,000	172,000	172,000	172,000	-	-	-	-	688,000
IN-HOUSE SRV CHG DESIGN					20,000	20,000	20,000	20,000					
CONTRACTUAL SERVICES DESIGN					150,000	150,000	150,000	150,000					
ADMINISTRATION DESIGN					2,000	2,000	2,000	2,000					
<b>2-CONSTRUCTION</b>	-	-	-	-	147,500	152,500	157,500	162,500	-	-	-	-	620,000
IN-HOUSE SRV CHG CONSTRUCTION					20,000	20,000	20,000	20,000					
CONTRACTUAL SERVICES CONSTRUCTION					125,000	130,000	135,000	140,000					
ADMINISTRATION CONSTRUCTION					2,500	2,500	2,500	2,500					
<b>3-EQUIPMENT</b>	-	-	-	-	-	-	-	-	-	-	-	-	-
EQUIPMENT													
<b>4-OTHER USES</b>	-	-	-	-	-	-	-	-	-	-	-	-	-
<b>TOTAL PROJECT EXPENDITURES</b>	-	-	-	-	319,500	324,500	329,500	334,500	-	-	-	-	1,308,000
<b>REVENUE SOURCES:</b>													
GENERAL CIP FUND					319,500	324,500	329,500	334,500					1,308,000
													-
													-
													-
<b>OTHER SOURCES</b>	-	-	-	-	-	-	-	-	-	-	-	-	-
<b>TOTAL PROJECT REVENUES</b>	-	-	-	-	319,500	324,500	329,500	334,500	-	-	-	-	1,308,000
<b>IMPACT ON OPERATING BUDGET</b>													
PERSONNEL													-
OPERATING & MAINTENANCE													-
OTHER													-
<b>TOTAL IMPACT ON OPERATING BUDGET</b>	-	-	-	-	-	-	-	-	-	-	-	-	-

## 21758700 - BAYSHORE AND WOODROW WILSON SAFE ROUTES TO SCHOOL

### PROJECT DESCRIPTION AND OPERATING IMPACT:

Project includes installing curb extensions with green infrastructure at critical intersections nearest to Woodrow Wilson School and Bayshore School.

### PROJECT JUSTIFICATION:

A walk audit was conducted at The Bayshore School and Woodrow Wilson Elementary School that identified improvements to enhance the safety for students walking/biking to school. The proposed stormwater curb extensions will receive stormwater runoff from impervious stormwater runoff from the public street and sidewalk.

### 21758700 - BAYSHORE AND WOODROW WILSON SAFE ROUTES TO SC < ENTER PROJECT NAME HERE

	PRIOR YEARS	ADJUSTMENTS	2026E	2027E	2028E	2029E	2030E	2031E	2032E	2033E	2034E	2035E	TOTAL
<b>PROJECT EXPENDITURES:</b>													
<b>1-DESIGN</b>	-	-	-	405,000	-	-	-	-	-	-	-	-	405,000
IN-HOUSE SRV CHG DESIGN				50,000									
CONTRACTUAL SERVICES DESIGN				350,000									
ADMINISTRATION DESIGN				5,000									
<b>2-CONSTRUCTION</b>	-	-	-	-	2,990,661	-	-	-	-	-	-	-	2,990,661
IN-HOUSE SRV CHG CONSTRUCTION					50,000								
CONTRACTUAL SERVICES CONSTRUCTION					2,935,661								
ADMINISTRATION CONSTRUCTION					5,000								
<b>3-EQUIPMENT</b>	-	-	-	-	-	-	-	-	-	-	-	-	-
EQUIPMENT													
<b>4-OTHER USES</b>	-	-	-	-	-	-	-	-	-	-	-	-	-
OTHER USES													
<b>TOTAL PROJECT EXPENDITURES</b>	-	-	-	405,000	2,990,661	-	-	-	-	-	-	-	3,395,661

### REVENUE SOURCES:

MEASURE A				405,000									405,000
GRANT-FEDERAL					2,990,661								2,990,661
													-
													-
													-
<b>OTHER SOURCES</b>	-	-	-	-	-	-	-	-	-	-	-	-	-
<b>TOTAL PROJECT REVENUES</b>	-	-	-	405,000	2,990,661	-	-	-	-	-	-	-	3,395,661

<b>IMPACT ON OPERATING BUDGET</b>	PRIOR YEARS	ADJUSTMENTS	2026E	2027E	2028E	2029E	2030E	2031E	2032E	2033E	2034E	2035E	
PERSONNEL													-
OPERATING & MAINTENANCE													-
OTHER													-
<b>TOTAL IMPACT ON OPERATING BUDGET</b>	-	-	-	-	-	-	-	-	-	-	-	-	-

**21777000 - C/CAG SMART CORRIDOR**

**PROJECT DESCRIPTION AND OPERATING IMPACT:**

**PROJECT JUSTIFICATION:**

21777000 - C/CAG SMART CORRIDOR		< ENTER PROJECT NAME HERE												
		PRIOR YEARS	ADJUSTMENTS	2026E	2027E	2028E	2029E	2030E	2031E	2032E	2033E	2034E	2035E	TOTAL
PROJECT EXPENDITURES:														
1-DESIGN		-	-	-	-	-	-	-	-	-	-	-	-	-
IN-HOUSE SRV CHG DESIGN														
CONTRACTUAL SERVICES DESIGN														
ADMINISTRATION DESIGN														
2-CONSTRUCTION		5,800,000	1,038,596	-	-	-	-	-	-	-	-	-	-	6,838,596
IN-HOUSE SRV CHG CONSTRUCTION		450,000												
CONTRACTUAL SERVICES CONSTRUCTION		5,300,000	1,038,596											
ADMINISTRATION CONSTRUCTION		50,000												
3-EQUIPMENT		-	-	-	-	-	-	-	-	-	-	-	-	-
EQUIPMENT														
4-OTHER USES														
TOTAL PROJECT EXPENDITURES		5,800,000	1,038,596	-	-	-	-	-	-	-	-	-	-	6,838,596
REVENUE SOURCES:														
GRANT-LOCAL/STATE		5,800,000	1,038,596											6,838,596
														-
														-
														-
OTHER SOURCES														-
TOTAL PROJECT REVENUES		5,800,000	1,038,596	-	-	-	-	-	-	-	-	-	-	6,838,596
IMPACT ON OPERATING BUDGET														
PERSONNEL														-
OPERATING & MAINTENANCE														-
OTHER														-
TOTAL IMPACT ON OPERATING BUDGET		-	-	-	-	-	-	-	-	-	-	-	-	-

<b>FUT - CROCKER AVENUE SIDEWALK</b>
--------------------------------------

**PROJECT DESCRIPTION AND OPERATING IMPACT:**

Install sidewalk on Crocker Avenue where one currently does not exist.

**PROJECT JUSTIFICATION:**

This project will increase connectivity and enhance pedestrian safety.

FUT - CROCKER AVENUE SIDEWALK	< ENTER PROJECT NAME HERE												
	PRIOR YEARS	ADJUSTMENTS	2026E	2027E	2028E	2029E	2030E	2031E	2032E	2033E	2034E	2035E	TOTAL

**PROJECT EXPENDITURES:**

<b>1-DESIGN</b>	-	-	-	-	-	-	-	-	-	310,000	-	-	310,000
IN-HOUSE SRV CHG DESIGN										50,000			
CONTRACTUAL SERVICES DESIGN										250,000			
ADMINISTRATION DESIGN										10,000			
<b>2-CONSTRUCTION</b>	-	-	-	-	-	-	-	-	-	5,220,000	-	-	5,220,000
IN-HOUSE SRV CHG CONSTRUCTION										200,000			
CONTRACTUAL SERVICES CONSTRUCTION										5,000,000			
ADMINISTRATION CONSTRUCTION										20,000			
<b>3-EQUIPMENT</b>	-	-	-	-	-	-	-	-	-	-	-	-	-
EQUIPMENT													
<b>4-OTHER USES</b>	-	-	-	-	-	-	-	-	-	-	-	-	-
<b>TOTAL PROJECT EXPENDITURES</b>	-	-	-	-	-	-	-	-	-	5,530,000	-	-	5,530,000

**REVENUE SOURCES:**

<b>MEASURE A</b>										5,530,000			5,530,000
													-
													-
													-
<b>OTHER SOURCES</b>													-
<b>TOTAL PROJECT REVENUES</b>	-	-	-	-	-	-	-	-	-	5,530,000	-	-	5,530,000

IMPACT ON OPERATING BUDGET	PRIOR YEARS	ADJUSTMENTS	2026E	2027E	2028E	2029E	2030E	2031E	2032E	2033E	2034E	2035E	
PERSONNEL													-
OPERATING & MAINTENANCE													-
OTHER													-
<b>TOTAL IMPACT ON OPERATING BUDGET</b>	-	-	-	-	-	-	-	-	-	-	-	-	-

**21787000 - CROSSWALK IMPROVEMENTS****PROJECT DESCRIPTION AND OPERATING IMPACT:**

Projects to enhance pedestrian crossings, including installation of bulb-outs, warning signs, rectangular rapid flashing beacons, dynamic speed warning signs, streetlights, and high visibility markings.

**PROJECT JUSTIFICATION:**

Reduce crash frequency and/or severity at locations identified in the Walk Bike Daly City Plan and/or Systemic Safety Analysis Report.

**21787000 - CROSSWALK IMPROVEMENTS**

&lt; ENTER PROJECT NAME HERE

	PRIOR YEARS	ADJUSTMENTS	2026E	2027E	2028E	2029E	2030E	2031E	2032E	2033E	2034E	2035E	TOTAL
<b>PROJECT EXPENDITURES:</b>													
<b>1-DESIGN</b>	44,000	-	-	25,000	-	25,000	-	25,000	-	27,000	-	27,000	173,000
IN-HOUSE SRV CHG DESIGN	40,000			22,000		22,000		22,000		24,000		24,000	
CONTRACTUAL SERVICES DESIGN													
ADMINISTRATION DESIGN	4,000			3,000		3,000		3,000		3,000		3,000	
<b>2-CONSTRUCTION</b>	331,000	-	-	175,000	-	180,000	-	185,000	-	191,000	-	196,000	1,258,000
IN-HOUSE SRV CHG CONSTRUCTION	20,000			11,000		11,000		11,000		12,000		12,000	
CONTRACTUAL SERVICES CONSTRUCTION	305,000			160,000		165,000		170,000		175,000		180,000	
ADMINISTRATION CONSTRUCTION	6,000			4,000		4,000		4,000		4,000		4,000	
<b>3-EQUIPMENT</b>	-	-	-	-	-	-	-	-	-	-	-	-	-
EQUIPMENT													
<b>4-OTHER USES</b>													-
<b>TOTAL PROJECT EXPENDITURES</b>	375,000	-	-	200,000	-	205,000	-	210,000	-	218,000	-	223,000	1,431,000
<b>REVENUE SOURCES:</b>													
MEASURE A	375,000			200,000		205,000		210,000		218,000		223,000	1,431,000
													-
													-
													-
<b>OTHER SOURCES</b>													-
<b>TOTAL PROJECT REVENUES</b>	375,000	-	-	200,000	-	205,000	-	210,000	-	218,000	-	223,000	1,431,000
<b>IMPACT ON OPERATING BUDGET</b>													
PERSONNEL													-
OPERATING & MAINTENANCE													-
OTHER													-
<b>TOTAL IMPACT ON OPERATING BUDGET</b>	-	-	-	-	-	-	-	-	-	-	-	-	-

## 48754800 - DAISAKU IKEDA CANYON SITE MAINTENANCE (2018-19)

### PROJECT DESCRIPTION AND OPERATING IMPACT:

Complete repairs on City access road and storm drain. Annual project to maintain and repair access road, drainage system, and to remove sediment and vegetation from sedimentation basins as needed. This project was formerly known as "Avalon Canyon Site Maintenance (2018-19)" and has been updated to refer to the official name designated in 1974 of Daisaku Ikeda Canyon Gardens.

### PROJECT JUSTIFICATION:

Strom drain and access road are in need of repairs. Roadway, drainage, sedimentation basins will require routine maintenance.

### 48754800 - DAISAKU IKEDA CANYON SITE MAINTENANCE (2018-19) < ENTER PROJECT NAME HERE

	PRIOR YEARS	ADJUSTMENTS	2026E	2027E	2028E	2029E	2030E	2031E	2032E	2033E	2034E	2035E	TOTAL
<b>PROJECT EXPENDITURES:</b>													
<b>1-DESIGN</b>	168,000	-	-	-	-	-	-	-	-	-	-	-	168,000
IN-HOUSE SRV CHG DESIGN	65,000												
CONTRACTUAL SERVICES DESIGN	100,000												
ADMINISTRATION DESIGN	3,000												
<b>2-CONSTRUCTION</b>	1,007,000	-	-	-	-	-	-	-	-	-	-	-	1,007,000
IN-HOUSE SRV CHG CONSTRUCTION	39,000												
CONTRACTUAL SERVICES CONSTRUCTION	966,000												
ADMINISTRATION CONSTRUCTION	2,000												
<b>3-EQUIPMENT</b>	-	-	-	-	-	-	-	-	-	-	-	-	-
EQUIPMENT													
<b>4-OTHER USES</b>	-	-	-	-	-	-	-	-	-	-	-	-	-
OTHER USES													
<b>TOTAL PROJECT EXPENDITURES</b>	<b>1,175,000</b>	-	-	-	-	-	-	-	-	-	-	-	<b>1,175,000</b>

### REVENUE SOURCES:

MEASURE A	1,035,000												1,035,000
GRANT-FEDERAL	140,000												140,000
													-
													-
													-
<b>OTHER SOURCES</b>	-	-	-	-	-	-	-	-	-	-	-	-	-
<b>TOTAL PROJECT REVENUES</b>	<b>1,175,000</b>	-	-	-	-	-	-	-	-	-	-	-	<b>1,175,000</b>

IMPACT ON OPERATING BUDGET	PRIOR YEARS	ADJUSTMENTS	2026E	2027E	2028E	2029E	2030E	2031E	2032E	2033E	2034E	2035E	
PERSONNEL													-
OPERATING & MAINTENANCE													-
OTHER													-
<b>TOTAL IMPACT ON OPERATING BUDGET</b>	-	-	-	-	-	-	-	-	-	-	-	-	-

## 21764100 - DALY CITY SAFE ROUTES TO SCHOOL

### PROJECT DESCRIPTION AND OPERATING IMPACT:

Install concrete pedestrian bulb-outs and high visibility crosswalks around the TR Pollicita Middle School and John F Kennedy Elementary School to facilitate safe walking to school. Additionally, green stormwater infrastructure may be installed in pedestrian bulb-outs to provide green space and educational opportunities for students.

### PROJECT JUSTIFICATION:

The project will enhance pedestrian safety around school campuses and encourage safe walking to and from school. The project focuses on streets identified on the City's High Injury Network.

21764100 - DALY CITY SAFE ROUTES TO SCHOOL		< ENTER PROJECT NAME HERE												
		PRIOR YEARS	ADJUSTMENTS	2026E	2027E	2028E	2029E	2030E	2031E	2032E	2033E	2034E	2035E	TOTAL
PROJECT EXPENDITURES:														
1-DESIGN		210,000	-	-	-	-	-	-	-	-	-	-	-	210,000
IN-HOUSE SRV CHG DESIGN		30,000												
CONTRACTUAL SERVICES DESIGN		175,000												
ADMINISTRATION DESIGN		5,000												
2-CONSTRUCTION		3,790,000	-	-	-	-	-	-	-	-	-	-	-	3,790,000
IN-HOUSE SRV CHG CONSTRUCTION		75,000												
CONTRACTUAL SERVICES CONSTRUCTION		3,710,000												
ADMINISTRATION CONSTRUCTION		5,000												
3-EQUIPMENT		-	-	-	-	-	-	-	-	-	-	-	-	-
EQUIPMENT														
4-OTHER USES		-	-	-	-	-	-	-	-	-	-	-	-	-
TOTAL PROJECT EXPENDITURES		4,000,000	-	-	-	-	-	-	-	-	-	-	-	4,000,000
REVENUE SOURCES:														
GRANT-LOCAL/STATE		3,200,000												3,200,000
MEASURE A		800,000												800,000
														-
														-
OTHER SOURCES		-	-	-	-	-	-	-	-	-	-	-	-	-
TOTAL PROJECT REVENUES		4,000,000	-	-	-	-	-	-	-	-	-	-	-	4,000,000
IMPACT ON OPERATING BUDGET														
PERSONNEL														-
OPERATING & MAINTENANCE														-
OTHER														-
TOTAL IMPACT ON OPERATING BUDGET		-	-	-	-	-	-	-	-	-	-	-	-	-

## 21764400 - GENEVA AVE LANE SIGNS REPLACEMENT

### PROJECT DESCRIPTION AND OPERATING IMPACT:

The existing signs are mechanical and old. The new signs will be easier to use and allow for greater flexibility in message display. Design was previously completed but would be updated to current technology and standards once the project proceeds.

### PROJECT JUSTIFICATION:

The existing signs are mechanical and old. The new signs will be easier to use and allow for greater flexibility in message display.

### 21764400 - GENEVA AVE LANE SIGNS REPLACEMENT

< ENTER PROJECT NAME HERE

	PRIOR YEARS	ADJUSTMENTS	2026E	2027E	2028E	2029E	2030E	2031E	2032E	2033E	2034E	2035E	TOTAL
<b>PROJECT EXPENDITURES:</b>													
<b>1-DESIGN</b>	-	-	-	-	-	-	-	-	-	-	-	-	-
IN-HOUSE SRV CHG DESIGN													
CONTRACTUAL SERVICES DESIGN													
ADMINISTRATION DESIGN													
<b>2-CONSTRUCTION</b>	-	-	-	-	335,000	-	-	-	-	-	-	-	335,000
IN-HOUSE SRV CHG CONSTRUCTION					25,000								
CONTRACTUAL SERVICES CONSTRUCTION					300,000								
ADMINISTRATION CONSTRUCTION					10,000								
<b>3-EQUIPMENT</b>	-	-	-	-	-	-	-	-	-	-	-	-	-
EQUIPMENT													
<b>4-OTHER USES</b>	-	-	-	-	-	-	-	-	-	-	-	-	-
<b>TOTAL PROJECT EXPENDITURES</b>	-	-	-	-	335,000	-	-	-	-	-	-	-	335,000

### REVENUE SOURCES:

MEASURE A					335,000								335,000
													-
													-
													-
<b>OTHER SOURCES</b>													-
<b>TOTAL PROJECT REVENUES</b>	-	-	-	-	335,000	-	-	-	-	-	-	-	335,000

IMPACT ON OPERATING BUDGET	PRIOR YEARS	ADJUSTMENTS	2026E	2027E	2028E	2029E	2030E	2031E	2032E	2033E	2034E	2035E	
PERSONNEL													-
OPERATING & MAINTENANCE													-
OTHER													-
<b>TOTAL IMPACT ON OPERATING BUDGET</b>	-	-	-	-	-	-	-	-	-	-	-	-	-

## 21763000 - GENEVA AVE UNDERGROUNDING PHASE 2

### PROJECT DESCRIPTION AND OPERATING IMPACT:

Continuing project from FY 2017. This is for the City's share of an underground utility district along Geneva Avenue between Schwerin Street and Bayshore Boulevard (Phase II). The City will prepare, design, and install City standard street lights to replace utility pole mounted lights. Staff will coordinate with utility companies to remove and replace their poles and overhead wires with underground facilities at their cost per appropriate regulations. As of 3/31/2022 the City has \$1,928,506 in Rule 20A funds available. The Rule 20A program is ending and minimal additional funds will be available beyond this balance.

### PROJECT JUSTIFICATION:

The City's utility undergrounding master plan and the Geneva Avenue Streetscape Improvement plan require removal of overhead utility wires and structures to enhance safety, aesthetics and service reliability.

### 21763000 - GENEVA AVE UNDERGROUNDING PHASE 2

< ENTER PROJECT NAME HERE

	PRIOR YEARS	ADJUSTMENTS	2026E	2027E	2028E	2029E	2030E	2031E	2032E	2033E	2034E	2035E	TOTAL
<b>PROJECT EXPENDITURES:</b>													
<b>1-DESIGN</b>	79,000	-	-	-	-	-	-	-	-	-	-	-	79,000
IN-HOUSE SRV CHG DESIGN	75,000												
CONTRACTUAL SERVICES DESIGN													
ADMINISTRATION DESIGN	4,000												
<b>2-CONSTRUCTION</b>	414,500	-	-	-	-	-	-	-	-	-	-	-	414,500
IN-HOUSE SRV CHG CONSTRUCTION	75,000												
CONTRACTUAL SERVICES CONSTRUCTION	334,500												
ADMINISTRATION CONSTRUCTION	5,000												
<b>3-EQUIPMENT</b>	-	-	-	-	-	-	-	-	-	-	-	-	-
EQUIPMENT													
<b>4-OTHER USES</b>	-	-	-	-	-	-	-	-	-	-	-	-	-
<b>TOTAL PROJECT EXPENDITURES</b>	493,500	-	-	-	-	-	-	-	-	-	-	-	493,500

### REVENUE SOURCES:

MEASURE A	277,500												277,500
GAS TAX	216,000												216,000
													-
													-
													-
<b>OTHER SOURCES</b>	-	-	-	-	-	-	-	-	-	-	-	-	-
<b>TOTAL PROJECT REVENUES</b>	493,500	-	-	-	-	-	-	-	-	-	-	-	493,500

IMPACT ON OPERATING BUDGET	PRIOR YEARS	ADJUSTMENTS	2026E	2027E	2028E	2029E	2030E	2031E	2032E	2033E	2034E	2035E	
PERSONNEL													-
OPERATING & MAINTENANCE													-
OTHER													-
<b>TOTAL IMPACT ON OPERATING BUDGET</b>	-	-	-	-	-	-	-	-	-	-	-	-	-

<b>FUT - GENEVA AVENUE STREETScape</b>
--

**PROJECT DESCRIPTION AND OPERATING IMPACT:**

Geneva Avenue Streetscape Master Plan, which includes enhanced sidewalks, improved street crossings, landscaped median islands and pedestrian-scale street lighting.

**PROJECT JUSTIFICATION:**

Geneva Avenue Streetscape Master Plan

FUT - GENEVA AVENUE STREETScape	< ENTER PROJECT NAME HERE												
	PRIOR YEARS	ADJUSTMENTS	2026E	2027E	2028E	2029E	2030E	2031E	2032E	2033E	2034E	2035E	TOTAL

**PROJECT EXPENDITURES:**

<b>1-DESIGN</b>	-	-	-	-	-	-	-	670,000	-	-	-	-	670,000
IN-HOUSE SRV CHG DESIGN								50,000					
CONTRACTUAL SERVICES DESIGN								600,000					
ADMINISTRATION DESIGN								20,000					
<b>2-CONSTRUCTION</b>	-	-	-	-	-	-	-	-	6,530,000	-	-	-	6,530,000
IN-HOUSE SRV CHG CONSTRUCTION									500,000				
CONTRACTUAL SERVICES CONSTRUCTION									6,000,000				
ADMINISTRATION CONSTRUCTION									30,000				
<b>3-EQUIPMENT</b>	-	-	-	-	-	-	-	-	-	-	-	-	-
EQUIPMENT													
<b>4-OTHER USES</b>	-	-	-	-	-	-	-	-	-	-	-	-	-
<b>TOTAL PROJECT EXPENDITURES</b>	-	-	-	-	-	-	-	670,000	6,530,000	-	-	-	7,200,000

**REVENUE SOURCES:**

<b>MEASURE A</b>								670,000	6,530,000				7,200,000
													-
													-
													-
<b>OTHER SOURCES</b>													-
<b>TOTAL PROJECT REVENUES</b>	-	-	-	-	-	-	-	670,000	6,530,000	-	-	-	7,200,000

IMPACT ON OPERATING BUDGET		PRIOR YEARS	ADJUSTMENTS	2026E	2027E	2028E	2029E	2030E	2031E	2032E	2033E	2034E	2035E	
	PERSONNEL													-
	OPERATING & MAINTENANCE													-
	OTHER													-
<b>TOTAL IMPACT ON OPERATING BUDGET</b>		-	-	-	-	-	-	-	-	-	-	-	-	-

## FUT - GREEN STREETS PROJECT (BEYOND 2028)

### PROJECT DESCRIPTION AND OPERATING IMPACT:

Install landscaping along the medians on Junipero Serra Boulevard, Callan Boulevard, and Gellert Boulevard . It would include improved pedestrian crossings, landscape median islands and green infrastructure.

### PROJECT JUSTIFICATION:

The project will improve pedestrian access to commercial facilities, calm traffic and treat stormwater runoff.

### FUT - GREEN STREETS PROJECT (BEYOND 2028)

< ENTER PROJECT NAME HERE

	PRIOR YEARS	ADJUSTMENTS	2026E	2027E	2028E	2029E	2030E	2031E	2032E	2033E	2034E	2035E	TOTAL
<b>PROJECT EXPENDITURES:</b>													
<b>1-DESIGN</b>	-	-	-	-	-	-	-	-	-	4,873,000	-	-	4,873,000
IN-HOUSE SRV CHG DESIGN										444,000			
CONTRACTUAL SERVICES DESIGN										4,420,000			
ADMINISTRATION DESIGN										9,000			
<b>2-CONSTRUCTION</b>	-	-	-	-	-	-	-	-	-	32,425,000	-	-	32,425,000
IN-HOUSE SRV CHG CONSTRUCTION										2,948,000			
CONTRACTUAL SERVICES CONSTRUCTION										29,462,000			
ADMINISTRATION CONSTRUCTION										15,000			
<b>3-EQUIPMENT</b>	-	-	-	-	-	-	-	-	-	-	-	-	-
EQUIPMENT													
<b>4-OTHER USES</b>	-	-	-	-	-	-	-	-	-	-	-	-	-
<b>TOTAL PROJECT EXPENDITURES</b>	-	-	-	-	-	-	-	-	-	37,298,000	-	-	37,298,000

### REVENUE SOURCES:

<b>MEASURE A</b>										37,298,000			37,298,000
													-
													-
													-
<b>OTHER SOURCES</b>													-
<b>TOTAL PROJECT REVENUES</b>	-	-	-	-	-	-	-	-	-	37,298,000	-	-	37,298,000

IMPACT ON OPERATING BUDGET	PRIOR YEARS	ADJUSTMENTS	2026E	2027E	2028E	2029E	2030E	2031E	2032E	2033E	2034E	2035E	
PERSONNEL													-
OPERATING & MAINTENANCE													-
OTHER													-
<b>TOTAL IMPACT ON OPERATING BUDGET</b>	-	-	-	-	-	-	-	-	-	-	-	-	-

## FUT - GREEN STREETS PROJECT MISSION STREET

### PROJECT DESCRIPTION AND OPERATING IMPACT:

Install landscaping along the medians on Mission Street between San Jose Avenue and Valley Street. It would include improved pedestrian crossings, landscape median islands and green infrastructure.

### PROJECT JUSTIFICATION:

The project will improve pedestrian access to commercial facilities, calm traffic and treat stormwater runoff.

FUT - GREEN STREETS PROJECT MISSION STREET		< ENTER PROJECT NAME HERE												
		PRIOR YEARS	ADJUSTMENTS	2026E	2027E	2028E	2029E	2030E	2031E	2032E	2033E	2034E	2035E	TOTAL
PROJECT EXPENDITURES:														
1-DESIGN		-	-	-	-	-	-	-	-	-	1,472,000	-	-	1,472,000
IN-HOUSE SRV CHG DESIGN											134,000			
CONTRACTUAL SERVICES DESIGN											1,335,000			
ADMINISTRATION DESIGN											3,000			
2-CONSTRUCTION		-	-	-	-	-	-	-	-	-	9,795,000	-	-	9,795,000
IN-HOUSE SRV CHG CONSTRUCTION											890,000			
CONTRACTUAL SERVICES CONSTRUCTION											8,900,000			
ADMINISTRATION CONSTRUCTION											5,000			
3-EQUIPMENT		-	-	-	-	-	-	-	-	-	-	-	-	-
EQUIPMENT														
4-OTHER USES		-	-	-	-	-	-	-	-	-	-	-	-	-
TOTAL PROJECT EXPENDITURES		-	-	-	-	-	-	-	-	-	11,267,000	-	-	11,267,000
REVENUE SOURCES:														
MEASURE A											11,267,000			11,267,000
														-
														-
														-
OTHER SOURCES		-	-	-	-	-	-	-	-	-	-	-	-	-
TOTAL PROJECT REVENUES		-	-	-	-	-	-	-	-	-	11,267,000	-	-	11,267,000
IMPACT ON OPERATING BUDGET														
PERSONNEL														-
OPERATING & MAINTENANCE														-
OTHER														-
TOTAL IMPACT ON OPERATING BUDGET		-	-	-	-	-	-	-	-	-	-	-	-	-

## 21767300 - GREEN STREETS PROJECT SERRAMONTE BLVD

### PROJECT DESCRIPTION AND OPERATING IMPACT:

Install landscaping along the medians on Serramonte Boulevard. It would include improved pedestrian crossings, landscape median islands with greenstreets infrastructure.

### PROJECT JUSTIFICATION:

The project will improve pedestrian access to commercial facilities, calm traffic and treat stormwater runoff.

### 21767300 - GREEN STREETS PROJECT SERRAMONTE BLVD

< ENTER PROJECT NAME HERE

	PRIOR YEARS	ADJUSTMENTS	2026E	2027E	2028E	2029E	2030E	2031E	2032E	2033E	2034E	2035E	TOTAL
<b>PROJECT EXPENDITURES:</b>													
<b>1-DESIGN</b>	200,000	-	-	-	-	-	-	-	-	-	-	-	200,000
IN-HOUSE SRV CHG DESIGN													
CONTRACTUAL SERVICES DESIGN	200,000												
ADMINISTRATION DESIGN													
<b>2-CONSTRUCTION</b>	1,500,000	-	-	-	-	-	-	-	-	-	-	-	1,500,000
IN-HOUSE SRV CHG CONSTRUCTION													
CONTRACTUAL SERVICES CONSTRUCTION	1,500,000												
ADMINISTRATION CONSTRUCTION													
<b>3-EQUIPMENT</b>	-	-	-	-	-	-	-	-	-	-	-	-	-
EQUIPMENT													
<b>4-OTHER USES</b>													-
<b>TOTAL PROJECT EXPENDITURES</b>	<b>1,700,000</b>	-	-	-	-	-	-	-	-	-	-	-	<b>1,700,000</b>
<b>REVENUE SOURCES:</b>													
MEASURE A	1,700,000												1,700,000
													-
													-
													-
													-
<b>OTHER SOURCES</b>													-
<b>TOTAL PROJECT REVENUES</b>	<b>1,700,000</b>	-	-	-	-	-	-	-	-	-	-	-	<b>1,700,000</b>
<b>IMPACT ON OPERATING BUDGET</b>													
PERSONNEL													-
OPERATING & MAINTENANCE													-
OTHER													-
<b>TOTAL IMPACT ON OPERATING BUDGET</b>	-	-	-	-	-	-	-	-	-	-	-	-	-

<b>FUT - HILLSIDE BLVD RECONSTRUCTION</b>
---

**PROJECT DESCRIPTION AND OPERATING IMPACT:**

Reconstruct the road base, reduce the street crown, repair failed areas and resurface the street with an asphalt overlay. Upgrade affected street crossings to meet current ADA requirements.

**PROJECT JUSTIFICATION:**

Hillside Boulevard has reached the end of its useful life and will require reconstruction. ADA upgrades at the street crossings are required as part of the project.

FUT - HILLSIDE BLVD RECONSTRUCTION	< ENTER PROJECT NAME HERE												
	PRIOR YEARS	ADJUSTMENTS	2026E	2027E	2028E	2029E	2030E	2031E	2032E	2033E	2034E	2035E	TOTAL

**PROJECT EXPENDITURES:**

<b>1-DESIGN</b>	-	-	-	-	-	-	-	-	180,000	-	-	-	180,000
IN-HOUSE SRV CHG DESIGN									25,000				
CONTRACTUAL SERVICES DESIGN									150,000				
ADMINISTRATION DESIGN									5,000				
<b>2-CONSTRUCTION</b>	-	-	-	-	-	-	-	-	2,115,000	-	-	-	2,115,000
IN-HOUSE SRV CHG CONSTRUCTION									100,000				
CONTRACTUAL SERVICES CONSTRUCTION									2,000,000				
ADMINISTRATION CONSTRUCTION									15,000				
<b>3-EQUIPMENT</b>	-	-	-	-	-	-	-	-	-	-	-	-	-
EQUIPMENT													
<b>4-OTHER USES</b>	-	-	-	-	-	-	-	-	-	-	-	-	-
<b>TOTAL PROJECT EXPENDITURES</b>	-	-	-	-	-	-	-	-	2,295,000	-	-	-	2,295,000

**REVENUE SOURCES:**

<b>MEASURE A</b>									2,295,000				2,295,000
													-
													-
													-
<b>OTHER SOURCES</b>													-
<b>TOTAL PROJECT REVENUES</b>	-	-	-	-	-	-	-	-	2,295,000	-	-	-	2,295,000

IMPACT ON OPERATING BUDGET	PRIOR YEARS	ADJUSTMENTS	2026E	2027E	2028E	2029E	2030E	2031E	2032E	2033E	2034E	2035E	
PERSONNEL													-
OPERATING & MAINTENANCE													-
OTHER													-
<b>TOTAL IMPACT ON OPERATING BUDGET</b>	-	-	-	-	-	-	-	-	-	-	-	-	-

## FUT - I-280 IMPROVEMENTS NEAR D STREET EXIT

### PROJECT DESCRIPTION AND OPERATING IMPACT:

Examine alternatives to improve access to/from SB I-280 at D Street and Junipero Serra Blvd.

### PROJECT JUSTIFICATION:

Improve access to and from the D Street ramp at Junipero Serra Blvd. (RTP Project Number 17-06-0035)

#### FUT - I-280 IMPROVEMENTS NEAR D STREET EXIT

< ENTER PROJECT NAME HERE

	PRIOR YEARS	ADJUSTMENTS	2026E	2027E	2028E	2029E	2030E	2031E	2032E	2033E	2034E	2035E	TOTAL
<b>PROJECT EXPENDITURES:</b>													
<b>1-DESIGN</b>	-	-	-	-	-	-	-	-	355,000	-	-	-	355,000
IN-HOUSE SRV CHG DESIGN									50,000				
CONTRACTUAL SERVICES DESIGN									300,000				
ADMINISTRATION DESIGN									5,000				
<b>2-CONSTRUCTION</b>	-	-	-	-	-	-	-	-	-	-	-	-	-
IN-HOUSE SRV CHG CONSTRUCTION													
CONTRACTUAL SERVICES CONSTRUCTION													
ADMINISTRATION CONSTRUCTION													
<b>3-EQUIPMENT</b>	-	-	-	-	-	-	-	-	-	-	-	-	-
EQUIPMENT													
<b>4-OTHER USES</b>	-	-	-	-	-	-	-	-	-	-	-	-	-
<b>TOTAL PROJECT EXPENDITURES</b>	-	-	-	-	-	-	-	-	355,000	-	-	-	355,000

### REVENUE SOURCES:

MEASURE A									355,000				355,000
													-
													-
													-
													-
<b>OTHER SOURCES</b>	-	-	-	-	-	-	-	-	-	-	-	-	-
<b>TOTAL PROJECT REVENUES</b>	-	-	-	-	-	-	-	-	355,000	-	-	-	355,000

IMPACT ON OPERATING BUDGET	PRIOR YEARS	ADJUSTMENTS	2026E	2027E	2028E	2029E	2030E	2031E	2032E	2033E	2034E	2035E	
PERSONNEL													-
OPERATING & MAINTENANCE													-
OTHER													-
<b>TOTAL IMPACT ON OPERATING BUDGET</b>	-	-	-	-	-	-	-	-	-	-	-	-	-

## FUT - JOHN DALY BLVD/I-280 OVERPASS WIDENING/FOOT BRIDGE

### PROJECT DESCRIPTION AND OPERATING IMPACT:

Widen the I-280 overpass on the north side of John Daly Boulevard. Install pedestrian and bicycle accommodations on the westbound direction of the John Daly Boulevard/I-280 overpass. Coordination with Caltrans for work on freeway overpass will be required.

### PROJECT JUSTIFICATION:

This project will increase connectivity and enhance the safety for pedestrians and bicyclists.

### FUT - JOHN DALY BLVD/I-280 OVERPASS WIDENING/FOOT BRIDGE < ENTER PROJECT NAME HERE

	PRIOR YEARS	ADJUSTMENTS	2026E	2027E	2028E	2029E	2030E	2031E	2032E	2033E	2034E	2035E	TOTAL
<b>PROJECT EXPENDITURES:</b>													
<b>1-DESIGN</b>	-	-	-	-	-	-	2,832,000	-	-	-	-	-	2,832,000
IN-HOUSE SRV CHG DESIGN							510,000						
CONTRACTUAL SERVICES DESIGN							2,252,000						
ADMINISTRATION DESIGN							70,000						
<b>2-CONSTRUCTION</b>	-	-	-	-	-	-	-	16,700,000	-	-	-	-	16,700,000
IN-HOUSE SRV CHG CONSTRUCTION								1,550,000					
CONTRACTUAL SERVICES CONSTRUCTION								15,000,000					
ADMINISTRATION CONSTRUCTION								150,000					
<b>3-EQUIPMENT</b>	-	-	-	-	-	-	-	-	-	-	-	-	-
EQUIPMENT													
<b>4-OTHER USES</b>	-	-	-	-	-	-	-	-	-	-	-	-	-
<b>TOTAL PROJECT EXPENDITURES</b>	-	-	-	-	-	-	2,832,000	16,700,000	-	-	-	-	19,532,000

### REVENUE SOURCES:

MEASURE A							2,832,000	16,700,000					19,532,000
													-
													-
													-
<b>OTHER SOURCES</b>													-
<b>TOTAL PROJECT REVENUES</b>	-	-	-	-	-	-	2,832,000	16,700,000	-	-	-	-	19,532,000

IMPACT ON OPERATING BUDGET	PRIOR YEARS	ADJUSTMENTS	2026E	2027E	2028E	2029E	2030E	2031E	2032E	2033E	2034E	2035E	
PERSONNEL													-
OPERATING & MAINTENANCE													-
OTHER													-
<b>TOTAL IMPACT ON OPERATING BUDGET</b>	-	-	-	-	-	-	-	-	-	-	-	-	-

<b>FUT - JOHN DALY BLVD/RTE 35 BICYCLE ACCESS</b>
---

**PROJECT DESCRIPTION AND OPERATING IMPACT:**

Construct bicycle improvements from the Westlake neighborhood (either from N. Mayfair or S. Mayfair) to the intersection of John Daly Boulevard/State Route 35. This will require coordination with Caltrans.

**PROJECT JUSTIFICATION:**

This project will increase connectivity and enhance the safety for bicyclists.

FUT - JOHN DALY BLVD/RTE 35 BICYCLE ACCESS	< ENTER PROJECT NAME HERE												
	PRIOR YEARS	ADJUSTMENTS	2026E	2027E	2028E	2029E	2030E	2031E	2032E	2033E	2034E	2035E	TOTAL

**PROJECT EXPENDITURES:**

<b>1-DESIGN</b>	-	-	-	-	-	-	-	-	-	360,000	-	-	360,000
IN-HOUSE SRV CHG DESIGN										50,000			
CONTRACTUAL SERVICES DESIGN										300,000			
ADMINISTRATION DESIGN										10,000			
<b>2-CONSTRUCTION</b>	-	-	-	-	-	-	-	-	-	2,165,000	-	-	2,165,000
IN-HOUSE SRV CHG CONSTRUCTION										150,000			
CONTRACTUAL SERVICES CONSTRUCTION										2,000,000			
ADMINISTRATION CONSTRUCTION										15,000			
<b>3-EQUIPMENT</b>	-	-	-	-	-	-	-	-	-	-	-	-	-
EQUIPMENT													
<b>4-OTHER USES</b>	-	-	-	-	-	-	-	-	-	-	-	-	-
<b>TOTAL PROJECT EXPENDITURES</b>	-	-	-	-	-	-	-	-	-	2,525,000	-	-	2,525,000

**REVENUE SOURCES:**

MEASURE A										2,525,000			2,525,000
													-
													-
													-
<b>OTHER SOURCES</b>	-	-	-	-	-	-	-	-	-	-	-	-	-
<b>TOTAL PROJECT REVENUES</b>	-	-	-	-	-	-	-	-	-	2,525,000	-	-	2,525,000

IMPACT ON OPERATING BUDGET		PRIOR YEARS	ADJUSTMENTS	2026E	2027E	2028E	2029E	2030E	2031E	2032E	2033E	2034E	2035E	
	PERSONNEL													-
	OPERATING & MAINTENANCE													-
	OTHER													-
<b>TOTAL IMPACT ON OPERATING BUDGET</b>		-	-	-	-	-	-	-	-	-	-	-	-	-

## 21792700 - JOHN DALY BLVD/SKYLINE BLVD INTERSECTION SAFETY IMPROVEMENTS

### PROJECT DESCRIPTION AND OPERATING IMPACT:

Upgrade intersection signal hardware and pedestrian countdown signal heads, convert traffic signal pole to pole with a mast arm, install raised pavement markers and striping and upgrade ADA curb ramps.

### PROJECT JUSTIFICATION:

The project will increase safety at the intersection. From the Systemic Safety Analysis Report.

### 21792700 - JOHN DALY BLVD/SKYLINE BLVD INTERSECTION SAFETY IMPROVEMENTS < ENTER PROJECT NAME HERE

	PRIOR YEARS	ADJUSTMENTS	2026E	2027E	2028E	2029E	2030E	2031E	2032E	2033E	2034E	2035E	TOTAL
<b>PROJECT EXPENDITURES:</b>													
<b>1-DESIGN</b>	54,000	-	-	-	-	-	-	-	-	-	-	-	54,000
IN-HOUSE SRV CHG DESIGN	15,000												
CONTRACTUAL SERVICES DESIGN	39,000												
ADMINISTRATION DESIGN													
<b>2-CONSTRUCTION</b>	326,200	-	-	-	-	-	-	-	-	-	-	-	326,200
IN-HOUSE SRV CHG CONSTRUCTION	20,000												
CONTRACTUAL SERVICES CONSTRUCTION	301,200												
ADMINISTRATION CONSTRUCTION	5,000												
<b>3-EQUIPMENT</b>	-	-	-	-	-	-	-	-	-	-	-	-	-
EQUIPMENT													
<b>4-OTHER USES</b>	-	-	-	-	-	-	-	-	-	-	-	-	-
OTHER USES													
<b>TOTAL PROJECT EXPENDITURES</b>	<b>380,200</b>	-	-	-	-	-	-	-	-	-	-	-	<b>380,200</b>

### REVENUE SOURCES:

GRANT-LOCAL/STATE	342,180												342,180
MEASURE A	38,020												38,020
													-
													-
													-
<b>OTHER SOURCES</b>	-	-	-	-	-	-	-	-	-	-	-	-	-
<b>TOTAL PROJECT REVENUES</b>	<b>380,200</b>	-	-	-	-	-	-	-	-	-	-	-	<b>380,200</b>

IMPACT ON OPERATING BUDGET	PRIOR YEARS	ADJUSTMENTS	2026E	2027E	2028E	2029E	2030E	2031E	2032E	2033E	2034E	2035E	
PERSONNEL													-
OPERATING & MAINTENANCE													-
OTHER													-
<b>TOTAL IMPACT ON OPERATING BUDGET</b>	-	-	-	-	-	-	-	-	-	-	-	-	-

## 21721400 - JOHN DALY BLVD/SKYLINE BLVD PEDESTRIAN CONNECTION

### PROJECT DESCRIPTION AND OPERATING IMPACT:

Construct sidewalk on the north side of John Daly Boulevard between Eastgate Drive and Skyline Boulevard.

### PROJECT JUSTIFICATION:

The project will increase pedestrian connectivity between the Westlake neighborhood and the intersection of John Daly Boulevard/Skyline Boulevard.

### 21721400 - JOHN DALY BLVD/SKYLINE BLVD PEDESTRIAN CONNECTION < ENTER PROJECT NAME HERE

	PRIOR YEARS	ADJUSTMENTS	2026E	2027E	2028E	2029E	2030E	2031E	2032E	2033E	2034E	2035E	TOTAL
<b>PROJECT EXPENDITURES:</b>													
<b>1-DESIGN</b>	90,000	-	-	-	-	-	-	-	-	-	-	-	90,000
IN-HOUSE SRV CHG DESIGN	20,000												
CONTRACTUAL SERVICES DESIGN	65,000												
ADMINISTRATION DESIGN	5,000												
<b>2-CONSTRUCTION</b>	686,000	579,000	-	-	-	-	-	-	-	-	-	-	1,265,000
IN-HOUSE SRV CHG CONSTRUCTION	60,000	67,000											
CONTRACTUAL SERVICES CONSTRUCTION	621,000	512,000											
ADMINISTRATION CONSTRUCTION	5,000												
<b>3-EQUIPMENT</b>	-	-	-	-	-	-	-	-	-	-	-	-	-
EQUIPMENT													
<b>4-OTHER USES</b>													-
<b>TOTAL PROJECT EXPENDITURES</b>	<b>776,000</b>	<b>579,000</b>	-	-	-	-	-	-	-	-	-	-	<b>1,355,000</b>
<b>REVENUE SOURCES:</b>													
GRANT-LOCAL/STATE	620,800												620,800
MEASURE A	155,200	579,000											734,200
													-
													-
													-
<b>OTHER SOURCES</b>													-
<b>TOTAL PROJECT REVENUES</b>	<b>776,000</b>	<b>579,000</b>	-	-	-	-	-	-	-	-	-	-	<b>1,355,000</b>
<b>IMPACT ON OPERATING BUDGET</b>													
PERSONNEL													-
OPERATING & MAINTENANCE													-
OTHER													-
<b>TOTAL IMPACT ON OPERATING BUDGET</b>	<b>-</b>	<b>-</b>	<b>-</b>	<b>-</b>	<b>-</b>	<b>-</b>	<b>-</b>	<b>-</b>	<b>-</b>	<b>-</b>	<b>-</b>	<b>-</b>	<b>-</b>

## FUT - JOHN DALY OVERPASS BIKE/PED MASTER PLAN IMPROVEMENTS

### PROJECT DESCRIPTION AND OPERATING IMPACT:

Install separated two-way Class IV bikeways on the north side of John Daly Boulevard between Sheffield Drive and Junipero Serra Boulevard, reconfigure lanes on John Daly Blvd to reduce the number of travel lanes, reduce lane widths, extend existing medians, reconstruct center median to provide width for bikeway facilities, widen sidewalk on the south side of the overpass, and add marked crosswalk on the east side of Sheffield Drive/John Daly Boulevard. Prior to design, evaluate the storage impacts and operational impacts of reconfiguring the travel lanes on John Daly Blvd.

### PROJECT JUSTIFICATION:

This project will increase connectivity and enhance the safety for bicyclists. Project is identified in the City's Pedestrian and Bicycle Master Plan 2020.

### FUT - JOHN DALY OVERPASS BIKE/PED MASTER PLAN IMPROVEMENT < ENTER PROJECT NAME HERE

	PRIOR YEARS	ADJUSTMENTS	2026E	2027E	2028E	2029E	2030E	2031E	2032E	2033E	2034E	2035E	TOTAL
<b>PROJECT EXPENDITURES:</b>													
<b>1-DESIGN</b>	-	-	-	-	-	-	-	-	390,000	-	-	-	390,000
IN-HOUSE SRV CHG DESIGN									35,000				
CONTRACTUAL SERVICES DESIGN									350,000				
ADMINISTRATION DESIGN									5,000				
<b>2-CONSTRUCTION</b>	-	-	-	-	-	-	-	-	2,257,000	-	-	-	2,257,000
IN-HOUSE SRV CHG CONSTRUCTION									50,000				
CONTRACTUAL SERVICES CONSTRUCTION									2,200,000				
ADMINISTRATION CONSTRUCTION									7,000				
<b>3-EQUIPMENT</b>	-	-	-	-	-	-	-	-	-	-	-	-	-
EQUIPMENT													
<b>4-OTHER USES</b>	-	-	-	-	-	-	-	-	-	-	-	-	-
<b>TOTAL PROJECT EXPENDITURES</b>	-	-	-	-	-	-	-	-	2,647,000	-	-	-	2,647,000

### REVENUE SOURCES:

MEASURE A									2,647,000				2,647,000
													-
													-
													-
<b>OTHER SOURCES</b>	-	-	-	-	-	-	-	-	-	-	-	-	-
<b>TOTAL PROJECT REVENUES</b>	-	-	-	-	-	-	-	-	2,647,000	-	-	-	2,647,000

IMPACT ON OPERATING BUDGET	PRIOR YEARS	ADJUSTMENTS	2026E	2027E	2028E	2029E	2030E	2031E	2032E	2033E	2034E	2035E	
PERSONNEL													-
OPERATING & MAINTENANCE													-
OTHER													-
<b>TOTAL IMPACT ON OPERATING BUDGET</b>	-	-	-	-	-	-	-	-	-	-	-	-	-

## FUT - JUNIPERO SERRA BLVD/D STREET IMPROVEMENTS

### PROJECT DESCRIPTION AND OPERATING IMPACT:

Staff coordination efforts to provide a sidewalk on the east side of Juniperio Serra Boulevard where one currently does not exist. Coordination with Caltrans for work at D Street and utility relocation required. The proposed sidewalk fronting the SamTrans park and ride lot is likely to be

### PROJECT JUSTIFICATION:

There is no sidewalk connection on Junipero Serra Boulevard between San Pedro Road and the City Limits at Colma. This project will increase connectivity and enhance pedestrian safety.

FUT - JUNIPERO SERRA BLVD/D STREET IMPROVEMENTS		< ENTER PROJECT NAME HERE											
	PRIOR YEARS	ADJUSTMENTS	2026E	2027E	2028E	2029E	2030E	2031E	2032E	2033E	2034E	2035E	TOTAL
<b>PROJECT EXPENDITURES:</b>													
<b>1-DESIGN</b>	-	-	-	-	360,000	-	-	-	-	-	-	-	360,000
IN-HOUSE SRV CHG DESIGN					100,000								
CONTRACTUAL SERVICES DESIGN					250,000								
ADMINISTRATION DESIGN					10,000								
<b>2-CONSTRUCTION</b>	-	-	-	-	-	560,000	-	-	-	-	-	-	560,000
IN-HOUSE SRV CHG CONSTRUCTION						45,000							
CONTRACTUAL SERVICES CONSTRUCTION						500,000							
ADMINISTRATION CONSTRUCTION						15,000							
<b>3-EQUIPMENT</b>	-	-	-	-	-	-	-	-	-	-	-	-	-
EQUIPMENT													
<b>4-OTHER USES</b>	-	-	-	-	-	-	-	-	-	-	-	-	-
<b>TOTAL PROJECT EXPENDITURES</b>	-	-	-	-	360,000	560,000	-	-	-	-	-	-	920,000
<b>REVENUE SOURCES:</b>													
DEVELOPER CONTRIBUTION					360,000	560,000							920,000
													-
													-
													-
													-
<b>OTHER SOURCES</b>	-	-	-	-	-	-	-	-	-	-	-	-	-
<b>TOTAL PROJECT REVENUES</b>	-	-	-	-	360,000	560,000	-	-	-	-	-	-	920,000
<b>IMPACT ON OPERATING BUDGET</b>													
PERSONNEL													-
OPERATING & MAINTENANCE													-
OTHER													-
<b>TOTAL IMPACT ON OPERATING BUDGET</b>	-	-	-	-	-	-	-	-	-	-	-	-	-

**FUT - MISSION ST GRAND BOULEVARD**

**PROJECT DESCRIPTION AND OPERATING IMPACT:**

Mission Street Streetscape Master Plan, which includes enhanced sidewalks, bike routes, improved street crossings, landscaped median islands and pedestrian-scale street lighting.

**PROJECT JUSTIFICATION:**

Mission Street Streetscape Master Plan

FUT - MISSION ST GRAND BOULEVARD	< ENTER PROJECT NAME HERE												
	PRIOR YEARS	ADJUSTMENTS	2026E	2027E	2028E	2029E	2030E	2031E	2032E	2033E	2034E	2035E	TOTAL

<b>PROJECT EXPENDITURES:</b>													
<b>1-DESIGN</b>	-	-	-	-	-	-	-	730,000	-	-	-	-	730,000
IN-HOUSE SRV CHG DESIGN								100,000					
CONTRACTUAL SERVICES DESIGN								600,000					
ADMINISTRATION DESIGN								30,000					
<b>2-CONSTRUCTION</b>	-	-	-	-	-	-	-	-	13,700,000	-	-	-	13,700,000
IN-HOUSE SRV CHG CONSTRUCTION									600,000				
CONTRACTUAL SERVICES CONSTRUCTION									13,000,000				
ADMINISTRATION CONSTRUCTION									100,000				
<b>3-EQUIPMENT</b>	-	-	-	-	-	-	-	-	-	-	-	-	-
EQUIPMENT													
<b>4-OTHER USES</b>	-	-	-	-	-	-	-	-	-	-	-	-	-
<b>TOTAL PROJECT EXPENDITURES</b>	-	-	-	-	-	-	-	730,000	13,700,000	-	-	-	14,430,000

<b>REVENUE SOURCES:</b>													
MEASURE A								730,000	13,700,000				14,430,000
													-
													-
													-
<b>OTHER SOURCES</b>													-
<b>TOTAL PROJECT REVENUES</b>	-	-	-	-	-	-	-	730,000	13,700,000	-	-	-	14,430,000

<b>IMPACT ON OPERATING BUDGET</b>													
PERSONNEL	PRIOR YEARS	ADJUSTMENTS	2026E	2027E	2028E	2029E	2030E	2031E	2032E	2033E	2034E	2035E	-
OPERATING & MAINTENANCE													-
OTHER													-
<b>TOTAL IMPACT ON OPERATING BUDGET</b>	-	-	-	-	-	-	-	-	-	-	-	-	-

## 21767800 - MISSION STREET STREETSCAPE IMPROVEMENT

### PROJECT DESCRIPTION AND OPERATING IMPACT:

The original scope of the project, along Mission Street between Crocker Avenue and Templeton Avenue, replaces the existing concrete medians with wider landscaped medians by narrowing travel lanes. The median noses will be extended further into the intersections to provide a pedestrian

### PROJECT JUSTIFICATION:

The City received \$810,000 of Measure A grant funds from the San Mateo County Transportation Authority in June 2018. In November 2019, the City was awarded \$400,000 in TDA Article 3 grant funds. The project will improve pedestrian safety along Mission Street between Crocker Avenue

### 21767800 - MISSION STREET STREETSCAPE IMPROVEMENT

< ENTER PROJECT NAME HERE

	PRIOR YEARS	ADJUSTMENTS	2026E	2027E	2028E	2029E	2030E	2031E	2032E	2033E	2034E	2035E	TOTAL
<b>PROJECT EXPENDITURES:</b>													
<b>1-DESIGN</b>	100,000	-	-	-	-	-	-	-	-	-	-	-	100,000
IN-HOUSE SRV CHG DESIGN	30,000												
CONTRACTUAL SERVICES DESIGN	70,000												
ADMINISTRATION DESIGN													
<b>2-CONSTRUCTION</b>	1,597,072	-	-	-	-	-	-	-	-	-	-	-	1,597,072
IN-HOUSE SRV CHG CONSTRUCTION	140,000												
CONTRACTUAL SERVICES CONSTRUCTION	1,456,072												
ADMINISTRATION CONSTRUCTION	1,000												
<b>3-EQUIPMENT</b>	-	-	-	-	-	-	-	-	-	-	-	-	-
EQUIPMENT													
<b>4-OTHER USES</b>													
<b>TOTAL PROJECT EXPENDITURES</b>	<b>1,697,072</b>	<b>-</b>	<b>-</b>	<b>-</b>	<b>-</b>	<b>-</b>	<b>-</b>	<b>-</b>	<b>-</b>	<b>-</b>	<b>-</b>	<b>-</b>	<b>1,697,072</b>

### REVENUE SOURCES:

MEASURE A	397,072												397,072
GRANT-LOCAL/STATE	810,000												810,000
AB1600-TRANSPORTATION	90,000												90,000
GRANT-LOCAL/STATE	400,000												400,000
OTHER SOURCES													-
<b>TOTAL PROJECT REVENUES</b>	<b>1,697,072</b>	<b>-</b>	<b>-</b>	<b>-</b>	<b>-</b>	<b>-</b>	<b>-</b>	<b>-</b>	<b>-</b>	<b>-</b>	<b>-</b>	<b>-</b>	<b>1,697,072</b>

IMPACT ON OPERATING BUDGET	PRIOR YEARS	ADJUSTMENTS	2026E	2027E	2028E	2029E	2030E	2031E	2032E	2033E	2034E	2035E	
PERSONNEL													-
OPERATING & MAINTENANCE													-
OTHER													-
<b>TOTAL IMPACT ON OPERATING BUDGET</b>	<b>-</b>	<b>-</b>	<b>-</b>	<b>-</b>	<b>-</b>	<b>-</b>	<b>-</b>	<b>-</b>	<b>-</b>	<b>-</b>	<b>-</b>	<b>-</b>	<b>-</b>

## 21781600 - SANTA BARBARA AVE GREEN INFRASTRUCTURE

### PROJECT DESCRIPTION AND OPERATING IMPACT:

Install green stormwater infrastructure and pedestrian improvements at northeast corner of Santa Barbara Avenue and Vista Grande Avenue.

### PROJECT JUSTIFICATION:

The project will improve pedestrian access to the nearby school, calm traffic and treat stormwater runoff.

### 21781600 - SANTA BARBARA AVE GREEN INFRASTRUCTURE

< ENTER PROJECT NAME HERE

	PRIOR YEARS	ADJUSTMENTS	2026E	2027E	2028E	2029E	2030E	2031E	2032E	2033E	2034E	2035E	TOTAL
<b>PROJECT EXPENDITURES:</b>													
<b>1-DESIGN</b>	<b>21,000</b>	-	-	-	-	-	-	-	-	-	-	-	<b>21,000</b>
IN-HOUSE SRV CHG DESIGN	5,000												
CONTRACTUAL SERVICES DESIGN	15,000												
ADMINISTRATION DESIGN	1,000												
<b>2-CONSTRUCTION</b>	<b>91,500</b>	<b>76,000</b>	-	-	-	-	-	-	-	-	-	-	<b>167,500</b>
IN-HOUSE SRV CHG CONSTRUCTION	5,000	6,000											
CONTRACTUAL SERVICES CONSTRUCTION	85,500	70,000											
ADMINISTRATION CONSTRUCTION	1,000												
<b>3-EQUIPMENT</b>	-	-	-	-	-	-	-	-	-	-	-	-	-
EQUIPMENT													
<b>4-OTHER USES</b>	-	-	-	-	-	-	-	-	-	-	-	-	-
<b>TOTAL PROJECT EXPENDITURES</b>	<b>112,500</b>	<b>76,000</b>	-	-	-	-	-	-	-	-	-	-	<b>188,500</b>

### REVENUE SOURCES:

SANITATION DISTRICT	112,500	76,000											188,500
													-
													-
													-
													-
<b>OTHER SOURCES</b>	-	-	-	-	-	-	-	-	-	-	-	-	-
<b>TOTAL PROJECT REVENUES</b>	<b>112,500</b>	<b>76,000</b>	-	-	-	-	-	-	-	-	-	-	<b>188,500</b>

IMPACT ON OPERATING BUDGET	PRIOR YEARS	ADJUSTMENTS	2026E	2027E	2028E	2029E	2030E	2031E	2032E	2033E	2034E	2035E	
PERSONNEL													-
OPERATING & MAINTENANCE													-
OTHER													-
<b>TOTAL IMPACT ON OPERATING BUDGET</b>	-	-	-	-	-	-	-	-	-	-	-	-	-

## 21781400 - SANTA BARBARA AVE GREEN INFRASTRUCTURE PHASE 2

### PROJECT DESCRIPTION AND OPERATING IMPACT:

Install green stormwater infrastructure and pedestrian improvements at the northwest, southwest and southeast corners of Santa Barbara Avenue and Vista Grande Avenue.

### PROJECT JUSTIFICATION:

The project will improve pedestrian access to the nearby school, calm traffic and treat stormwater runoff.

### 21781400 - SANTA BARBARA AVE GREEN INFRASTRUCTURE PHASE 2 < ENTER PROJECT NAME HERE

	PRIOR YEARS	ADJUSTMENTS	2026E	2027E	2028E	2029E	2030E	2031E	2032E	2033E	2034E	2035E	TOTAL
<b>PROJECT EXPENDITURES:</b>													
<b>1-DESIGN</b>	20,000	1,000	-	-	-	-	-	-	-	-	-	-	21,000
IN-HOUSE SRV CHG DESIGN	5,000												
CONTRACTUAL SERVICES DESIGN	14,000												
ADMINISTRATION DESIGN	1,000	1,000											
<b>2-CONSTRUCTION</b>	-	274,000	-	-	-	-	-	-	-	-	-	-	274,000
IN-HOUSE SRV CHG CONSTRUCTION		17,000											
CONTRACTUAL SERVICES CONSTRUCTION		255,000											
ADMINISTRATION CONSTRUCTION		2,000											
<b>3-EQUIPMENT</b>	-	-	-	-	-	-	-	-	-	-	-	-	-
EQUIPMENT													
<b>4-OTHER USES</b>													-
<b>TOTAL PROJECT EXPENDITURES</b>	20,000	275,000	-	-	-	-	-	-	-	-	-	-	295,000

### REVENUE SOURCES:

MEASURE A	20,000	60,000											80,000
SANITATION DISTRICT		215,000											215,000
													-
													-
													-
<b>OTHER SOURCES</b>													-
<b>TOTAL PROJECT REVENUES</b>	20,000	275,000	-	-	-	-	-	-	-	-	-	-	295,000

IMPACT ON OPERATING BUDGET	PRIOR YEARS	ADJUSTMENTS	2026E	2027E	2028E	2029E	2030E	2031E	2032E	2033E	2034E	2035E	
PERSONNEL													-
OPERATING & MAINTENANCE													-
OTHER													-
<b>TOTAL IMPACT ON OPERATING BUDGET</b>	-	-	-	-	-	-	-	-	-	-	-	-	-

## 21769000 - VISION ZERO DESIGN STANDARDS

### PROJECT DESCRIPTION AND OPERATING IMPACT:

Development of the Vision Zero Design Standards will implement the City's Vision Zero Action Plan action #'s 8, 9, 10 and 11 by preparing design standards and guidelines for bicycle and pedestrian facilities. Specifically, standards and guidelines for high visibility bicycle markings, high visibility crosswalks, bulb-outs, travel lane widths, and pedestrian crossing warning devices will be established for use along the High Injury Network and other City roadways.

### PROJECT JUSTIFICATION:

The development of these standards would help make Vision Zero part of City infrastructure improvements as part of the City's goal to reduce serious injuries and fatalities to zero by the year 2035.

### 21769000 - VISION ZERO DESIGN STANDARDS

< ENTER PROJECT NAME HERE

	PRIOR YEARS	ADJUSTMENTS	2026E	2027E	2028E	2029E	2030E	2031E	2032E	2033E	2034E	2035E	TOTAL
<b>PROJECT EXPENDITURES:</b>													
<b>1-DESIGN</b>	75,000	-	-	-	-	-	-	-	-	-	-	-	75,000
IN-HOUSE SRV CHG DESIGN	15,000												
CONTRACTUAL SERVICES DESIGN	60,000												
ADMINISTRATION DESIGN													
<b>2-CONSTRUCTION</b>	-	-	-	-	-	-	-	-	-	-	-	-	-
IN-HOUSE SRV CHG CONSTRUCTION													
CONTRACTUAL SERVICES CONSTRUCTION													
ADMINISTRATION CONSTRUCTION													
<b>3-EQUIPMENT</b>	-	-	-	-	-	-	-	-	-	-	-	-	-
EQUIPMENT													
<b>4-OTHER USES</b>													
<b>TOTAL PROJECT EXPENDITURES</b>	<b>75,000</b>	<b>-</b>	<b>-</b>	<b>-</b>	<b>-</b>	<b>-</b>	<b>-</b>	<b>-</b>	<b>-</b>	<b>-</b>	<b>-</b>	<b>-</b>	<b>75,000</b>

### REVENUE SOURCES:

MEASURE A	10,000												10,000
GAS TAX	65,000												65,000
													-
													-
													-
<b>OTHER SOURCES</b>													-
<b>TOTAL PROJECT REVENUES</b>	<b>75,000</b>	<b>-</b>	<b>-</b>	<b>-</b>	<b>-</b>	<b>-</b>	<b>-</b>	<b>-</b>	<b>-</b>	<b>-</b>	<b>-</b>	<b>-</b>	<b>75,000</b>

IMPACT ON OPERATING BUDGET	PRIOR YEARS	ADJUSTMENTS	2026E	2027E	2028E	2029E	2030E	2031E	2032E	2033E	2034E	2035E	
PERSONNEL													-
OPERATING & MAINTENANCE													-
OTHER													-
<b>TOTAL IMPACT ON OPERATING BUDGET</b>	<b>-</b>	<b>-</b>	<b>-</b>	<b>-</b>	<b>-</b>	<b>-</b>	<b>-</b>	<b>-</b>	<b>-</b>	<b>-</b>	<b>-</b>	<b>-</b>	<b>-</b>

## 21791600 - VISION ZERO IMPROVEMENTS

### PROJECT DESCRIPTION AND OPERATING IMPACT:

Projects would focus on making improvements on the City's High Injury Network (HIN) and countermeasures identified for the five emphasis areas in the Vision Zero Action Plan. Potential improvements include installation of pedestrian refuge islands/medians, dynamic speed warning signs, bulb-outs, high visibility crosswalks, pedestrian scale lighting, rectangular rapid flashing beacons and signal timing improvements.

### PROJECT JUSTIFICATION:

Daly City adopted a Vision Zero Action Plan to eliminate traffic fatalities and serious injuries by 2035. The Vision Action Plan identified a roadways in Daly City with a high concentration of fatality/serious injury crashes and countermeasures to address prevalent crash patterns in Daly City.

21791600 - VISION ZERO IMPROVEMENTS		< ENTER PROJECT NAME HERE												
		PRIOR YEARS	ADJUSTMENTS	2026E	2027E	2028E	2029E	2030E	2031E	2032E	2033E	2034E	2035E	TOTAL
PROJECT EXPENDITURES:														
1-DESIGN		22,000	-	25,000	-	25,000	-	25,000	-	25,000	-	25,000	-	147,000
IN-HOUSE SRV CHG DESIGN		20,000		22,000		22,000		22,000		22,000		22,000		
CONTRACTUAL SERVICES DESIGN														
ADMINISTRATION DESIGN		2,000		3,000		3,000		3,000		3,000		3,000		
2-CONSTRUCTION		168,000	-	175,000	-	180,000	-	185,000	-	190,000	-	195,000	-	1,093,000
IN-HOUSE SRV CHG CONSTRUCTION		10,000		11,000		11,000		11,000		11,000		11,000		
CONTRACTUAL SERVICES CONSTRUCTION		155,000		160,000		165,000		170,000		175,000		180,000		
ADMINISTRATION CONSTRUCTION		3,000		4,000		4,000		4,000		4,000		4,000		
3-EQUIPMENT		-	-	-	-	-	-	-	-	-	-	-	-	-
EQUIPMENT														
4-OTHER USES														-
TOTAL PROJECT EXPENDITURES		190,000	-	200,000	-	205,000	-	210,000	-	215,000	-	220,000	-	1,240,000
REVENUE SOURCES:														
MEASURE A		190,000		200,000	-	205,000	-	210,000	-	215,000		220,000		1,240,000
														-
														-
														-
														-
OTHER SOURCES														-
TOTAL PROJECT REVENUES		190,000	-	200,000	-	205,000	-	210,000	-	215,000	-	220,000	-	1,240,000
IMPACT ON OPERATING BUDGET														
PERSONNEL														-
OPERATING & MAINTENANCE														-
OTHER														-
TOTAL IMPACT ON OPERATING BUDGET		-	-	-	-	-	-	-	-	-	-	-	-	-

## 21769700 - WESTMOOR AVE AND WESTRIDGE AVE INTERSECTIONS QUICK BUILD

### PROJECT DESCRIPTION AND OPERATING IMPACT:

Install striping to channelize vehicular traffic along Westmoor Avenue and Westridge Avenue near Skyline Boulevard and pavement markings to improve pedestrian crossings at the intersections adjacent to Skyline Boulevard. In addition, the pedestrian signal heads and push buttons at the two traffic signals will be updated to countdown signals and accessible pedestrian signals.

### PROJECT JUSTIFICATION:

The low-cost measures to create painted curb extensions, painted islands and high-visibility crosswalks will slow traffic exiting Skyline Boulevard onto the local streets and improve pedestrian crossing safety near two schools and a shopping center. Project was identified in the Systemic Safety Analysis Report.

### 21769700 - WESTMOOR AVE AND WESTRIDGE AVE INTERSECTIONS Q < ENTER PROJECT NAME HERE

	PRIOR YEARS	ADJUSTMENTS	2026E	2027E	2028E	2029E	2030E	2031E	2032E	2033E	2034E	2035E	TOTAL
<b>PROJECT EXPENDITURES:</b>													
<b>1-DESIGN</b>	12,000	-	-	-	-	-	-	-	-	-	-	-	12,000
IN-HOUSE SRV CHG DESIGN	10,000												
CONTRACTUAL SERVICES DESIGN													
ADMINISTRATION DESIGN	2,000												
<b>2-CONSTRUCTION</b>	173,000	-	-	-	-	-	-	-	-	-	-	-	173,000
IN-HOUSE SRV CHG CONSTRUCTION	15,000												
CONTRACTUAL SERVICES CONSTRUCTION	156,000												
ADMINISTRATION CONSTRUCTION	2,000												
<b>3-EQUIPMENT</b>	-	-	-	-	-	-	-	-	-	-	-	-	-
EQUIPMENT													
<b>4-OTHER USES</b>	-	-	-	-	-	-	-	-	-	-	-	-	-
OTHER USES													
<b>TOTAL PROJECT EXPENDITURES</b>	<b>185,000</b>	<b>-</b>	<b>-</b>	<b>-</b>	<b>-</b>	<b>-</b>	<b>-</b>	<b>-</b>	<b>-</b>	<b>-</b>	<b>-</b>	<b>-</b>	<b>185,000</b>

### REVENUE SOURCES:

GRANT-FEDERAL	168,000												168,000
MEASURE A	17,000												17,000
													-
													-
<b>OTHER SOURCES</b>	-	-	-	-	-	-	-	-	-	-	-	-	-
<b>TOTAL PROJECT REVENUES</b>	<b>185,000</b>	<b>-</b>	<b>-</b>	<b>-</b>	<b>-</b>	<b>-</b>	<b>-</b>	<b>-</b>	<b>-</b>	<b>-</b>	<b>-</b>	<b>-</b>	<b>185,000</b>

IMPACT ON OPERATING BUDGET	PRIOR YEARS	ADJUSTMENTS	2026E	2027E	2028E	2029E	2030E	2031E	2032E	2033E	2034E	2035E	
PERSONNEL													-
OPERATING & MAINTENANCE													-
OTHER													-
<b>TOTAL IMPACT ON OPERATING BUDGET</b>	<b>-</b>	<b>-</b>	<b>-</b>	<b>-</b>	<b>-</b>	<b>-</b>	<b>-</b>	<b>-</b>	<b>-</b>	<b>-</b>	<b>-</b>	<b>-</b>	<b>-</b>

## Water Program

The Water Enterprise Fund Capital Improvement Program (CIP) investment addresses critical water infrastructure needs of the City of Daly City's potable drinking water system.

### Overview of Projects

The Water Fund CIP incorporates nine Capital Projects in FY2026 totaling \$2.6 million, and eleven in FY2027 totaling \$5.1 million. Projects are identified under three categories: Facility Reliability, Pipelines, and Water Supply/Water Quality.



*Facility Reliability* comprises five projects estimated at \$0.65 million in FY2026, and six projects estimated at \$1.65 million in FY2027. Ongoing annual repair and replacement projects encompass water conveyance improvements, equipment upgrades, security fence upgrades, Westlake electrical upgrade, and the Water Supervisory Control and Data Acquisition (SCADA) system.

*Water Pipelines* incorporates three projects estimated at \$1.8 million in FY2026, and three projects estimated at \$1.3 million in FY2027. The water main rehabilitation and improvements will continue for aging pipelines. The street resurfacing water mains budget will fund required upgrades to the valve pots and meter boxes after street resurfacing projects.

*Water Supply/Water Quality* includes one project estimated at \$0.15 million in FY2026, and two projects estimated at \$2.15 million in FY 2027 to rehabilitate wells and reservoirs and replace Citrus Pump Station.

## 44177600 - CITRUS PUMP STATION REPLACEMENT

### PROJECT DESCRIPTION AND OPERATING IMPACT:

Design and construct a replacement and/or rehabilitate this potable drinking water pump station. Pursuing Federal BRIC grant through CalOES.

### PROJECT JUSTIFICATION:

The existing pump station was analyzed by engineering consultants and deemed seismically deficient. In the event of a significant earthquake the station may suffer severe failures. The station is a vital component of the potable drinking water system and must be maintained.

### 44177600 - CITRUS PUMP STATION REPLACEMENT

< ENTER PROJECT NAME HERE

	PRIOR YEARS	ADJUSTMENTS	2026E	2027E	2028E	2029E	2030E	2031E	2032E	2033E	2034E	2035E	TOTAL
<b>PROJECT EXPENDITURES:</b>													
<b>1-DESIGN</b>	197,500	-	-	2,000,000	-	-	-	-	-	-	-	-	2,197,500
IN-HOUSE SRV CHG DESIGN													
CONTRACTUAL SERVICES DESIGN	197,500			2,000,000									
ADMINISTRATION DESIGN													
<b>2-CONSTRUCTION</b>	3,000,000	-	-	-	12,000,000	-	-	-	-	-	-	-	15,000,000
IN-HOUSE SRV CHG CONSTRUCTION													
CONTRACTUAL SERVICES CONSTRUCTION	3,000,000				12,000,000								
ADMINISTRATION CONSTRUCTION													
<b>3-EQUIPMENT</b>	-	-	-	-	-	-	-	-	-	-	-	-	-
EQUIPMENT													
<b>4-OTHER USES</b>													
<b>TOTAL PROJECT EXPENDITURES</b>	<b>3,197,500</b>	<b>-</b>	<b>-</b>	<b>2,000,000</b>	<b>12,000,000</b>	<b>-</b>	<b>-</b>	<b>-</b>	<b>-</b>	<b>-</b>	<b>-</b>	<b>-</b>	<b>17,197,500</b>

### REVENUE SOURCES:

WATER FUND	3,197,500			2,000,000	12,000,000								17,197,500
													-
													-
													-
<b>OTHER SOURCES</b>													-
<b>TOTAL PROJECT REVENUES</b>	<b>3,197,500</b>	<b>-</b>	<b>-</b>	<b>2,000,000</b>	<b>12,000,000</b>	<b>-</b>	<b>-</b>	<b>-</b>	<b>-</b>	<b>-</b>	<b>-</b>	<b>-</b>	<b>17,197,500</b>

IMPACT ON OPERATING BUDGET	PRIOR YEARS	ADJUSTMENTS	2026E	2027E	2028E	2029E	2030E	2031E	2032E	2033E	2034E	2035E	
PERSONNEL													-
OPERATING & MAINTENANCE													-
OTHER													-
<b>TOTAL IMPACT ON OPERATING BUDGET</b>	<b>-</b>	<b>-</b>	<b>-</b>	<b>-</b>	<b>-</b>	<b>-</b>	<b>-</b>	<b>-</b>	<b>-</b>	<b>-</b>	<b>-</b>	<b>-</b>	<b>-</b>

44187900 - EQUIPMENT - PICK UP TRUCK

PROJECT DESCRIPTION AND OPERATING IMPACT:

Supplement to vehicle replacement funds in coordination and consultation with Department of Public Works Motor Vehicle Division.

PROJECT JUSTIFICATION:

Scheduled replacement of front-line mission critical vehicles that are past useful life.

44187900 - EQUIPMENT - PICK UP TRUCK	< ENTER PROJECT NAME HERE												
	PRIOR YEARS	ADJUSTMENTS	2026E	2027E	2028E	2029E	2030E	2031E	2032E	2033E	2034E	2035E	TOTAL

PROJECT EXPENDITURES:

1-DESIGN	-	-	-	-	-	-	-	-	-	-	-	-	-
IN-HOUSE SRV CHG DESIGN													
CONTRACTUAL SERVICES DESIGN													
ADMINISTRATION DESIGN													
2-CONSTRUCTION	-	-	-	-	-	-	-	-	-	-	-	-	-
IN-HOUSE SRV CHG CONSTRUCTION													
CONTRACTUAL SERVICES CONSTRUCTION													
ADMINISTRATION CONSTRUCTION													
3-EQUIPMENT	50,000	-	50,000	50,000	-	-	-	-	-	-	-	-	150,000
EQUIPMENT	50,000		50,000	50,000									
4-OTHER USES													-
TOTAL PROJECT EXPENDITURES	50,000	-	50,000	50,000	-	-	-	-	-	-	-	-	150,000

REVENUE SOURCES:

WATER FUND	50,000		50,000	50,000									150,000
													-
													-
													-
													-
OTHER SOURCES													-
TOTAL PROJECT REVENUES	50,000	-	50,000	50,000	-	-	-	-	-	-	-	-	150,000

IMPACT ON OPERATING BUDGET	PRIOR YEARS	ADJUSTMENTS	2026E	2027E	2028E	2029E	2030E	2031E	2032E	2033E	2034E	2035E	
PERSONNEL													-
OPERATING & MAINTENANCE													-
OTHER													-
TOTAL IMPACT ON OPERATING BUDGET	-	-	-	-	-	-	-	-	-	-	-	-	-

## 44177200 - HYDROPNEUMATIC TANK REPLACEMENTS

### PROJECT DESCRIPTION AND OPERATING IMPACT:

Purchase and install new hydropneumatic tanks at the following three pump stations; Pointe Pacific, Skyline, and South Hill. These circular and horizontal tanks are made of carbon steel, have a diameter of approximately 60 inches, and a length of 20 feet. The project cost includes budget for hiring a contractor to install the tanks at the stations.

### PROJECT JUSTIFICATION:

Four tanks are past their useful service life and showing signs of excessive wear and staff time to operate. They are critical components of the water system to maintain normal service delivery and required fire flows. The useful service life of a hydropneumatic tank is 20 years. The age of our tanks are as follows: Pointe Pacific 30 years, Skyline 21 years, and South Hill 22 years.

### 44177200 - HYDROPNEUMATIC TANK REPLACEMENTS

< ENTER PROJECT NAME HERE

	PRIOR YEARS	ADJUSTMENTS	2026E	2027E	2028E	2029E	2030E	2031E	2032E	2033E	2034E	2035E	TOTAL
<b>PROJECT EXPENDITURES:</b>													
<b>1-DESIGN</b>	-	-	-	-	-	-	-	-	-	-	-	-	-
IN-HOUSE SRV CHG DESIGN													
CONTRACTUAL SERVICES DESIGN													
ADMINISTRATION DESIGN													
<b>2-CONSTRUCTION</b>	-	-	-	-	-	-	-	-	-	-	-	-	-
IN-HOUSE SRV CHG CONSTRUCTION													
CONTRACTUAL SERVICES CONSTRUCTION													
ADMINISTRATION CONSTRUCTION													
<b>3-EQUIPMENT</b>	30,000	-	100,000	100,000	-	-	-	-	-	-	-	-	230,000
EQUIPMENT	30,000		100,000	100,000									
<b>4-OTHER USES</b>													-
<b>TOTAL PROJECT EXPENDITURES</b>	<b>30,000</b>	<b>-</b>	<b>100,000</b>	<b>100,000</b>	<b>-</b>	<b>-</b>	<b>-</b>	<b>-</b>	<b>-</b>	<b>-</b>	<b>-</b>	<b>-</b>	<b>230,000</b>

### REVENUE SOURCES:

WATER FUND	30,000		100,000	100,000									230,000
													-
													-
													-
													-
<b>OTHER SOURCES</b>													-
<b>TOTAL PROJECT REVENUES</b>	<b>30,000</b>	<b>-</b>	<b>100,000</b>	<b>100,000</b>	<b>-</b>	<b>-</b>	<b>-</b>	<b>-</b>	<b>-</b>	<b>-</b>	<b>-</b>	<b>-</b>	<b>230,000</b>

IMPACT ON OPERATING BUDGET		PRIOR YEARS	ADJUSTMENTS	2026E	2027E	2028E	2029E	2030E	2031E	2032E	2033E	2034E	2035E
PERSONNEL OPERATING & MAINTENANCE OTHER													-
													-
													-
<b>TOTAL IMPACT ON OPERATING BUDGET</b>		<b>-</b>	<b>-</b>	<b>-</b>	<b>-</b>	<b>-</b>	<b>-</b>	<b>-</b>	<b>-</b>	<b>-</b>	<b>-</b>	<b>-</b>	<b>-</b>

44175200 - MAIN REHAB/IMPROVEMENTS

PROJECT DESCRIPTION AND OPERATING IMPACT:

Replace potable water mains per the 10 year Capital Program outlined in the current Distribution System Master Plan.

PROJECT JUSTIFICATION:

Provides for the proper replacement of aging pipelines that deliver potable drinking water and fire flows to homes and businesses in Daly City.

44175200 - MAIN REHAB/IMPROVEMENTS													
< ENTER PROJECT NAME HERE													
	PRIOR YEARS	ADJUSTMENTS	2026E	2027E	2028E	2029E	2030E	2031E	2032E	2033E	2034E	2035E	TOTAL
PROJECT EXPENDITURES:													
1-DESIGN	-	-	-	-	-	-	-	-	-	-	-	-	-
IN-HOUSE SRV CHG DESIGN													
CONTRACTUAL SERVICES DESIGN													
ADMINISTRATION DESIGN													
2-CONSTRUCTION	1,000,000	-	1,500,000	1,000,000	-	-	-	-	-	-	-	-	3,500,000
IN-HOUSE SRV CHG CONSTRUCTION													
CONTRACTUAL SERVICES CONSTRUCTION	1,000,000		1,500,000	1,000,000									
ADMINISTRATION CONSTRUCTION													
3-EQUIPMENT	-	-	-	-	-	-	-	-	-	-	-	-	-
EQUIPMENT													
4-OTHER USES													-
TOTAL PROJECT EXPENDITURES	1,000,000	-	1,500,000	1,000,000	-	-	-	-	-	-	-	-	3,500,000
REVENUE SOURCES:													
WATER FUND	1,000,000		1,500,000	1,000,000									3,500,000
													-
													-
													-
OTHER SOURCES													-
TOTAL PROJECT REVENUES	1,000,000	-	1,500,000	1,000,000	-	-	-	-	-	-	-	-	3,500,000
IMPACT ON OPERATING BUDGET													
PERSONNEL													-
OPERATING & MAINTENANCE													-
OTHER													-
TOTAL IMPACT ON OPERATING BUDGET	-	-	-	-	-	-	-	-	-	-	-	-	-

## 44170900 - PRESSURE REDUCING VALVE REPLACEMENTS

### PROJECT DESCRIPTION AND OPERATING IMPACT:

Replace pressure reducing valves (PRV) in the potable drinking water system. Many of the PRVs are aging and past their useful operating life. The funding identified below will allow for the maintenance and replacement of all PRVs in the system over the three years.

### PROJECT JUSTIFICATION:

PRVs are critical to the operation of the potable drinking water system and public health is greatly impacted if one fails.

### 44170900 - PRESSURE REDUCING VALVE REPLACEMENTS

< ENTER PROJECT NAME HERE

	PRIOR YEARS	ADJUSTMENTS	2026E	2027E	2028E	2029E	2030E	2031E	2032E	2033E	2034E	2035E	TOTAL
<b>PROJECT EXPENDITURES:</b>													
<b>1-DESIGN</b>	-	-	-	-	-	-	-	-	-	-	-	-	-
IN-HOUSE SRV CHG DESIGN													
CONTRACTUAL SERVICES DESIGN													
ADMINISTRATION DESIGN													
<b>2-CONSTRUCTION</b>	100,000	-	100,000	100,000	-	-	-	-	-	-	-	-	300,000
IN-HOUSE SRV CHG CONSTRUCTION													
CONTRACTUAL SERVICES CONSTRUCTION	100,000		100,000	100,000									
ADMINISTRATION CONSTRUCTION													
<b>3-EQUIPMENT</b>	-	-	-	-	-	-	-	-	-	-	-	-	-
EQUIPMENT													
<b>4-OTHER USES</b>													
<b>TOTAL PROJECT EXPENDITURES</b>	100,000	-	100,000	100,000	-	-	-	-	-	-	-	-	300,000
<b>REVENUE SOURCES:</b>													
WATER FUND	100,000		100,000	100,000									300,000
													-
													-
													-
<b>OTHER SOURCES</b>													-
<b>TOTAL PROJECT REVENUES</b>	100,000	-	100,000	100,000	-	-	-	-	-	-	-	-	300,000
<b>IMPACT ON OPERATING BUDGET</b>													
PERSONNEL													-
OPERATING & MAINTENANCE													-
OTHER													-
<b>TOTAL IMPACT ON OPERATING BUDGET</b>	-	-	-	-	-	-	-	-	-	-	-	-	-

## 44172200 - RESERVOIR 3 REHABILITATION

### PROJECT DESCRIPTION AND OPERATING IMPACT:

Reservoir 3 was originally constructed in 1934 with a capacity of 978,000 gallons inside an abandoned quarry. Quarry rock forms three sides of the reservoir with the fourth comprised of rubble and reinforced shotcrete. The reservoir was taken out of service in 2014. This project was evaluated through the Master Plan process for consideration of alternatives and a pressure reducing valve (PRV) will replace the tank.

### PROJECT JUSTIFICATION:

A PRV at Reservoir 3 will serve as terminus of zone 3 and balancing storage between Zones 3 and 5 and provides enhanced zone pressure and system reliability.

### 44172200 - RESERVOIR 3 REHABILITATION

< ENTER PROJECT NAME HERE

	PRIOR YEARS	ADJUSTMENTS	2026E	2027E	2028E	2029E	2030E	2031E	2032E	2033E	2034E	2035E	TOTAL
<b>PROJECT EXPENDITURES:</b>													
<b>1-DESIGN</b>	50,000	-	-	-	-	-	-	-	-	-	-	-	50,000
IN-HOUSE SRV CHG DESIGN													
CONTRACTUAL SERVICES DESIGN	50,000												
ADMINISTRATION DESIGN													
<b>2-CONSTRUCTION</b>	400,000	-	-	-	-	-	-	-	-	-	-	-	400,000
IN-HOUSE SRV CHG CONSTRUCTION													
CONTRACTUAL SERVICES CONSTRUCTION	400,000												
ADMINISTRATION CONSTRUCTION													
<b>3-EQUIPMENT</b>	-	-	-	-	-	-	-	-	-	-	-	-	-
EQUIPMENT													
<b>4-OTHER USES</b>													
<b>TOTAL PROJECT EXPENDITURES</b>	450,000	-	-	-	-	-	-	-	-	-	-	-	450,000

### REVENUE SOURCES:

<b>WATER FUND</b>	450,000												450,000
													-
													-
													-
													-
<b>OTHER SOURCES</b>													-
<b>TOTAL PROJECT REVENUES</b>	450,000	-	-	-	-	-	-	-	-	-	-	-	450,000

IMPACT ON OPERATING BUDGET	PRIOR YEARS	ADJUSTMENTS	2026E	2027E	2028E	2029E	2030E	2031E	2032E	2033E	2034E	2035E	
PERSONNEL													-
OPERATING & MAINTENANCE													-
OTHER													-
<b>TOTAL IMPACT ON OPERATING BUDGET</b>	-	-	-	-	-	-	-	-	-	-	-	-	-

44178800 - RESERVOIR 7 REPLACEMENT

PROJECT DESCRIPTION AND OPERATING IMPACT:

Design a seismic retrofit or replacement of Reservoir 7.

PROJECT JUSTIFICATION:

Reservoir 7 has multiple corrosion spots on the tank and seismic structural issues identified in an engineering study.

44178800 - RESERVOIR 7 REPLACEMENT		< ENTER PROJECT NAME HERE												
		PRIOR YEARS	ADJUSTMENTS	2026E	2027E	2028E	2029E	2030E	2031E	2032E	2033E	2034E	2035E	TOTAL
PROJECT EXPENDITURES:														
1-DESIGN		336,414	-	-	-	-	-	-	-	-	-	-	-	336,414
IN-HOUSE SRV CHG DESIGN														
CONTRACTUAL SERVICES DESIGN		336,414												
ADMINISTRATION DESIGN														
2-CONSTRUCTION		2,712,133	-	-	-	5,000,000	-	-	-	-	-	-	-	7,712,133
IN-HOUSE SRV CHG CONSTRUCTION														
CONTRACTUAL SERVICES CONSTRUCTION		2,712,133				5,000,000								
ADMINISTRATION CONSTRUCTION														
3-EQUIPMENT		-	-	-	-	-	-	-	-	-	-	-	-	-
EQUIPMENT														
4-OTHER USES														-
TOTAL PROJECT EXPENDITURES		3,048,548	-	-	-	5,000,000	-	-	-	-	-	-	-	8,048,548
REVENUE SOURCES:														
WATER FUND		3,048,548				5,000,000								8,048,548
														-
														-
														-
OTHER SOURCES														-
TOTAL PROJECT REVENUES		3,048,548	-	-	-	5,000,000	-	-	-	-	-	-	-	8,048,548
IMPACT ON OPERATING BUDGET														
		PRIOR YEARS	ADJUSTMENTS	2026E	2027E	2028E	2029E	2030E	2031E	2032E	2033E	2034E	2035E	
PERSONNEL														-
OPERATING & MAINTENANCE														-
OTHER														-
TOTAL IMPACT ON OPERATING BUDGET		-	-	-	-	-	-	-	-	-	-	-	-	-

44171100 - RESERVOIR 8 REHABILITATION													
<b>PROJECT DESCRIPTION AND OPERATING IMPACT:</b>													
Reservoir 8 interior coating has failed and needs replacement. The last underwater inspection and cleaning revealed that the interior coating was not well-adhered to the interior reservoir walls. Coating with Elastomeric Polyurethane will protect the structure.													
<b>PROJECT JUSTIFICATION:</b>													
Failure of Reservoir 8 will significantly impact the drinking water supply and fire protection to the zone in which it serves.													
44171100 - RESERVOIR 8 REHABILITATION	< ENTER PROJECT NAME HERE												
	PRIOR YEARS	ADJUSTMENTS	2026E	2027E	2028E	2029E	2030E	2031E	2032E	2033E	2034E	2035E	TOTAL
<b>PROJECT EXPENDITURES:</b>													
<b>1-DESIGN</b>	-	-	-	-	-	-	-	-	-	-	-	-	-
IN-HOUSE SRV CHG DESIGN													
CONTRACTUAL SERVICES DESIGN													
ADMINISTRATION DESIGN													
<b>2-CONSTRUCTION</b>	600,000	-	-	-	-	-	-	-	-	-	-	-	600,000
IN-HOUSE SRV CHG CONSTRUCTION													
CONTRACTUAL SERVICES CONSTRUCTION	600,000												
ADMINISTRATION CONSTRUCTION													
<b>3-EQUIPMENT</b>	-	-	-	-	-	-	-	-	-	-	-	-	-
EQUIPMENT													
<b>4-OTHER USES</b>													
<b>TOTAL PROJECT EXPENDITURES</b>	600,000	-	-	-	-	-	-	-	-	-	-	-	600,000
<b>REVENUE SOURCES:</b>													
WATER FUND	600,000												600,000
													-
													-
													-
<b>OTHER SOURCES</b>													-
<b>TOTAL PROJECT REVENUES</b>	600,000	-	-	-	-	-	-	-	-	-	-	-	600,000
<b>IMPACT ON OPERATING BUDGET</b>													
PERSONNEL													-
OPERATING & MAINTENANCE													-
OTHER													-
<b>TOTAL IMPACT ON OPERATING BUDGET</b>	-	-	-	-	-	-	-	-	-	-	-	-	-

## 44173800 - RESERVOIR FENCING

### PROJECT DESCRIPTION AND OPERATING IMPACT:

Replace the security fences and security infrastructure at various Reservoirs and water pump stations.

### PROJECT JUSTIFICATION:

Staff is constantly making spot repairs to fences at multiple reservoirs.

### 44173800 - RESERVOIR FENCING

< ENTER PROJECT NAME HERE

	PRIOR YEARS	ADJUSTMENTS	2026E	2027E	2028E	2029E	2030E	2031E	2032E	2033E	2034E	2035E	TOTAL
<b>PROJECT EXPENDITURES:</b>													
<b>1-DESIGN</b>	-	-	-	-	-	-	-	-	-	-	-	-	-
IN-HOUSE SRV CHG DESIGN													
CONTRACTUAL SERVICES DESIGN													
ADMINISTRATION DESIGN													
<b>2-CONSTRUCTION</b>	100,000	-	100,000	100,000	100,000	100,000	100,000	100,000	100,000	100,000	100,000	100,000	1,100,000
IN-HOUSE SRV CHG CONSTRUCTION													
CONTRACTUAL SERVICES CONSTRUCTION	100,000		100,000	100,000	100,000	100,000	100,000	100,000	100,000	100,000	100,000	100,000	
ADMINISTRATION CONSTRUCTION													
<b>3-EQUIPMENT</b>	-	-	-	-	-	-	-	-	-	-	-	-	-
EQUIPMENT													
<b>4-OTHER USES</b>													-
<b>TOTAL PROJECT EXPENDITURES</b>	100,000	-	100,000	100,000	100,000	100,000	100,000	100,000	100,000	100,000	100,000	100,000	1,100,000

### REVENUE SOURCES:

WATER FUND	100,000		100,000	100,000	100,000	100,000	100,000	100,000	100,000	100,000	100,000	100,000	1,100,000
													-
													-
													-
<b>OTHER SOURCES</b>													-
<b>TOTAL PROJECT REVENUES</b>	100,000	-	100,000	100,000	100,000	100,000	100,000	100,000	100,000	100,000	100,000	100,000	1,100,000

IMPACT ON OPERATING BUDGET	PRIOR YEARS	ADJUSTMENTS	2026E	2027E	2028E	2029E	2030E	2031E	2032E	2033E	2034E	2035E	
PERSONNEL													-
OPERATING & MAINTENANCE													-
OTHER													-
<b>TOTAL IMPACT ON OPERATING BUDGET</b>	-	-	-	-	-	-	-	-	-	-	-	-	-

## 44176600 - SCADA SYSTEM UPGRADE

### PROJECT DESCRIPTION AND OPERATING IMPACT:

The replacement by upgrading software, parts, and technology to the Water System Supervisory Control and Data Acquisition (SCADA) System. The additional capabilities will allow staff to perform at an increasingly higher level and allow for more process control reducing operating costs.

### PROJECT JUSTIFICATION:

The existing SCADA System is an antiquated proprietary system that is at the end of it's useful life. HSQ, the proprietary system owner, has not provided adequate service, the system has failed multiple times, and is increasingly less reliable. Staff is proposing to look into a parallel system that is compatible with the existing but has many other upgraded components. This will provide flexibility and a foundation for acquiring a new SCADA system over time.

### 44176600 - SCADA SYSTEM UPGRADE

< ENTER PROJECT NAME HERE

	PRIOR YEARS	ADJUSTMENTS	2026E	2027E	2028E	2029E	2030E	2031E	2032E	2033E	2034E	2035E	TOTAL
<b>PROJECT EXPENDITURES:</b>													
<b>1-DESIGN</b>	-	-	-	-	-	-	-	-	-	-	-	-	-
IN-HOUSE SRV CHG DESIGN													
CONTRACTUAL SERVICES DESIGN													
ADMINISTRATION DESIGN													
<b>2-CONSTRUCTION</b>	100,000	-	150,000	150,000	-	-	-	-	-	-	-	-	400,000
IN-HOUSE SRV CHG CONSTRUCTION													
CONTRACTUAL SERVICES CONSTRUCTION	100,000		150,000	150,000									
ADMINISTRATION CONSTRUCTION													
<b>3-EQUIPMENT</b>	-	-	-	-	-	-	-	-	-	-	-	-	-
EQUIPMENT													
<b>4-OTHER USES</b>													
<b>TOTAL PROJECT EXPENDITURES</b>	100,000	-	150,000	150,000	-	-	-	-	-	-	-	-	400,000
<b>REVENUE SOURCES:</b>													
WATER FUND	100,000		150,000	150,000									400,000
													-
													-
													-
<b>OTHER SOURCES</b>													-
<b>TOTAL PROJECT REVENUES</b>	100,000	-	150,000	150,000	-	-	-	-	-	-	-	-	400,000
<b>IMPACT ON OPERATING BUDGET</b>													
PERSONNEL													-
OPERATING & MAINTENANCE													-
OTHER													-
<b>TOTAL IMPACT ON OPERATING BUDGET</b>	-	-	-	-	-	-	-	-	-	-	-	-	-

44161700 - STREET RESURFACING WATER MAINS													
<b>PROJECT DESCRIPTION AND OPERATING IMPACT:</b>													
Resurfacing of pavement and concrete as needed in relation to pipeline improvements.													
<b>PROJECT JUSTIFICATION:</b>													
Resurface streets in the completion of pipeline utility work.													
44161700 - STREET RESURFACING WATER MAINS	< ENTER PROJECT NAME HERE												
	PRIOR YEARS	ADJUSTMENTS	2026E	2027E	2028E	2029E	2030E	2031E	2032E	2033E	2034E	2035E	TOTAL
<b>PROJECT EXPENDITURES:</b>													
<b>1-DESIGN</b>													
IN-HOUSE SRV CHG DESIGN													-
CONTRACTUAL SERVICES DESIGN													-
ADMINISTRATION DESIGN													-
<b>2-CONSTRUCTION</b>	50,000	-	200,000	200,000	200,000	200,000	200,000	200,000	200,000	200,000	200,000	200,000	2,050,000
IN-HOUSE SRV CHG CONSTRUCTION													-
CONTRACTUAL SERVICES CONSTRUCTION	50,000		200,000	200,000	200,000	200,000	200,000	200,000	200,000	200,000	200,000	200,000	-
ADMINISTRATION CONSTRUCTION													-
<b>3-EQUIPMENT</b>	-	-	-	-	-	-	-	-	-	-	-	-	-
EQUIPMENT													-
<b>4-OTHER USES</b>													-
<b>TOTAL PROJECT EXPENDITURES</b>	50,000	-	200,000	200,000	200,000	200,000	200,000	200,000	200,000	200,000	200,000	200,000	2,050,000
<b>REVENUE SOURCES:</b>													
WATER FUND	50,000		200,000	200,000	200,000	200,000	200,000	200,000	200,000	200,000	200,000	200,000	2,050,000
													-
													-
													-
<b>OTHER SOURCES</b>													-
<b>TOTAL PROJECT REVENUES</b>	50,000	-	200,000	200,000	200,000	200,000	200,000	200,000	200,000	200,000	200,000	200,000	2,050,000
<b>IMPACT ON OPERATING BUDGET</b>													
PERSONNEL													-
OPERATING & MAINTENANCE													-
OTHER													-
<b>TOTAL IMPACT ON OPERATING BUDGET</b>	-	-	-	-	-	-	-	-	-	-	-	-	-

<b>FUT - VALE WELL REPLACEMENT</b>
------------------------------------

<b>PROJECT DESCRIPTION AND OPERATING IMPACT:</b> Using the existing land at Vale St. and Station Ave, drill a new well and install associated piping, pump, and motor.
---

<b>PROJECT JUSTIFICATION:</b> A new potable drinking water well at this site will provide water at a lower overall cost than SFPUC purchased water.
--

FUT - VALE WELL REPLACEMENT		< ENTER PROJECT NAME HERE												
		PRIOR YEARS	ADJUSTMENTS	2026E	2027E	2028E	2029E	2030E	2031E	2032E	2033E	2034E	2035E	TOTAL
PROJECT EXPENDITURES:														
1-DESIGN		-	-	-	-	-	-	-	-	-	-	-	-	-
IN-HOUSE SRV CHG DESIGN														
CONTRACTUAL SERVICES DESIGN														
ADMINISTRATION DESIGN														
2-CONSTRUCTION		-	-	-	-	4,000,000	-	-	-	-	-	-	-	4,000,000
IN-HOUSE SRV CHG CONSTRUCTION														
CONTRACTUAL SERVICES CONSTRUCTION						4,000,000								
ADMINISTRATION CONSTRUCTION														
3-EQUIPMENT		-	-	-	-	-	-	-	-	-	-	-	-	-
EQUIPMENT														
4-OTHER USES														-
TOTAL PROJECT EXPENDITURES		-	-	-	-	4,000,000	-	-	-	-	-	-	-	4,000,000
REVENUE SOURCES:														
WATER FUND						4,000,000								4,000,000
														-
														-
														-
														-
OTHER SOURCES														-
TOTAL PROJECT REVENUES		-	-	-	-	4,000,000	-	-	-	-	-	-	-	4,000,000
IMPACT ON OPERATING BUDGET														
		PRIOR YEARS	ADJUSTMENTS	2026E	2027E	2028E	2029E	2030E	2031E	2032E	2033E	2034E	2035E	
PERSONNEL														-
OPERATING & MAINTENANCE														-
OTHER														-
TOTAL IMPACT ON OPERATING BUDGET		-	-	-	-	-	-	-	-	-	-	-	-	-

## 44175200 - WATER PLANT IMPROVEMENTS

### PROJECT DESCRIPTION AND OPERATING IMPACT:

To repair and replace equipment and components of the reservoirs, pump stations, wells, regulators, and other facilities that supply and deliver potable water to our customers. Specific projects include: (1) Replace pump and motor at Westlake PS at \$100,000, (2) Replace pump and motor at Citrus PS at \$100,000, (3) Replace electrical equipment at both stations \$50,000 (4) Replace electrical and instrumentation equipment \$50,000

### PROJECT JUSTIFICATION:

The equipment and structures of the potable drinking water system are aging, and in many cases, are beyond useful life. By maintaining, improving, and updating equipment, staff can obtain the maximum production at the greatest efficiency while maintaining continuous system production to our customers.

44175200 - WATER PLANT IMPROVEMENTS		< ENTER PROJECT NAME HERE												
		PRIOR YEARS	ADJUSTMENTS	2026E	2027E	2028E	2029E	2030E	2031E	2032E	2033E	2034E	2035E	TOTAL
PROJECT EXPENDITURES:														
1-DESIGN		-	-	-	-	-	-	-	-	-	-	-	-	-
IN-HOUSE SRV CHG DESIGN														
CONTRACTUAL SERVICES DESIGN														
ADMINISTRATION DESIGN														
2-CONSTRUCTION		300,000	-	250,000	250,000	250,000	250,000	250,000	250,000	250,000	250,000	250,000	250,000	2,800,000
IN-HOUSE SRV CHG CONSTRUCTION														
CONTRACTUAL SERVICES CONSTRUCTION		300,000		250,000	250,000	250,000	250,000	250,000	250,000	250,000	250,000	250,000	250,000	
ADMINISTRATION CONSTRUCTION														
3-EQUIPMENT		-	-	-	-	-	-	-	-	-	-	-	-	-
EQUIPMENT														
4-OTHER USES														
TOTAL PROJECT EXPENDITURES		300,000	-	250,000	250,000	250,000	250,000	250,000	250,000	250,000	250,000	250,000	250,000	2,800,000
REVENUE SOURCES:														
WATER FUND		300,000		250,000	250,000	250,000	250,000	250,000	250,000	250,000	250,000	250,000	250,000	2,800,000
OTHER SOURCES														
TOTAL PROJECT REVENUES		300,000	-	250,000	250,000	250,000	250,000	250,000	250,000	250,000	250,000	250,000	250,000	2,800,000
IMPACT ON OPERATING BUDGET														
PERSONNEL														-
OPERATING & MAINTENANCE														-
OTHER														-
TOTAL IMPACT ON OPERATING BUDGET		-	-	-	-	-	-	-	-	-	-	-	-	-

## 44172000 - WELL REHABILITATION

### PROJECT DESCRIPTION AND OPERATING IMPACT:

This project provides funds for the removal, repair, or replacement of well equipment and the reconditioning of a well as required after inspection. Specific projects for both years include: Inspection and maintenance services at Jeff, J.S., Westlake, A Street, Sullivan, Well 4 and Vale. Repairs and replacement of well discharge over boarding lines.

### PROJECT JUSTIFICATION:

Maintains a fund balance for future well equipment rehabilitation as required. This fund will also ensure continuous operation of the wells to reduce the cost of purchasing water from San Francisco.

### 44172000 - WELL REHABILITATION

< ENTER PROJECT NAME HERE

	PRIOR YEARS	ADJUSTMENTS	2026E	2027E	2028E	2029E	2030E	2031E	2032E	2033E	2034E	2035E	TOTAL
<b>PROJECT EXPENDITURES:</b>													
<b>1-DESIGN</b>	-	-	-	-	-	-	-	-	-	-	-	-	-
IN-HOUSE SRV CHG DESIGN													
CONTRACTUAL SERVICES DESIGN													
ADMINISTRATION DESIGN													
<b>2-CONSTRUCTION</b>	150,000	-	150,000	150,000	150,000	150,000	150,000	150,000	150,000	150,000	150,000	150,000	1,650,000
IN-HOUSE SRV CHG CONSTRUCTION													
CONTRACTUAL SERVICES CONSTRUCTION	150,000		150,000	150,000	150,000	150,000	150,000	150,000	150,000	150,000	150,000	150,000	
ADMINISTRATION CONSTRUCTION													
<b>3-EQUIPMENT</b>	-	-	-	-	-	-	-	-	-	-	-	-	-
EQUIPMENT													
<b>4-OTHER USES</b>													-
<b>TOTAL PROJECT EXPENDITURES</b>	150,000	-	150,000	150,000	150,000	150,000	150,000	150,000	150,000	150,000	150,000	150,000	1,650,000

### REVENUE SOURCES:

WATER FUND	150,000		150,000	150,000	150,000	150,000	150,000	150,000	150,000	150,000	150,000	150,000	1,650,000
													-
													-
													-
<b>OTHER SOURCES</b>													-
<b>TOTAL PROJECT REVENUES</b>	150,000	-	150,000	150,000	150,000	150,000	150,000	150,000	150,000	150,000	150,000	150,000	1,650,000

IMPACT ON OPERATING BUDGET	PRIOR YEARS	ADJUSTMENTS	2026E	2027E	2028E	2029E	2030E	2031E	2032E	2033E	2034E	2035E	
PERSONNEL													-
OPERATING & MAINTENANCE													-
OTHER													-
<b>TOTAL IMPACT ON OPERATING BUDGET</b>	-	-	-	-	-	-	-	-	-	-	-	-	-

44176700 - WESTLAKE ELECTRICAL UPGRADE													
<b>PROJECT DESCRIPTION AND OPERATING IMPACT:</b>													
Replace aging electrical equipment in the Westlake Pump Station. The engineering design is almost complete and this project is ready for the construction phase.													
<b>PROJECT JUSTIFICATION:</b>													
The electrical equipment in the Pump Station is over 40 years old and has exceeded the useful service life. An upgrade will not only provide increased reliability but also energy savings. This station is a vital part of Daly City's water system. The Regional Ground Water Storage and Recovery Project will be providing additional water to this station and the upgraded electrical equipment will help to manage this additional water.													
44176700 - WESTLAKE ELECTRICAL UPGRADE	< ENTER PROJECT NAME HERE												
	PRIOR YEARS	ADJUSTMENTS	2026E	2027E	2028E	2029E	2030E	2031E	2032E	2033E	2034E	2035E	TOTAL
<b>PROJECT EXPENDITURES:</b>													
<b>1-DESIGN</b>	-	-	-	-	-	-	-	-	-	-	-	-	-
IN-HOUSE SRV CHG DESIGN													
CONTRACTUAL SERVICES DESIGN													
ADMINISTRATION DESIGN													
<b>2-CONSTRUCTION</b>	-	-	-	1,000,000	-	-	-	-	-	-	-	-	1,000,000
IN-HOUSE SRV CHG CONSTRUCTION													
CONTRACTUAL SERVICES CONSTRUCTION				1,000,000									
ADMINISTRATION CONSTRUCTION													
<b>3-EQUIPMENT</b>	-	-	-	-	-	-	-	-	-	-	-	-	-
EQUIPMENT													
<b>4-OTHER USES</b>	-	-	-	-	-	-	-	-	-	-	-	-	-
<b>TOTAL PROJECT EXPENDITURES</b>	-	-	-	1,000,000	-	-	-	-	-	-	-	-	1,000,000
<b>REVENUE SOURCES:</b>													
WATER FUND				1,000,000									1,000,000
													-
													-
													-
													-
<b>OTHER SOURCES</b>	-	-	-	-	-	-	-	-	-	-	-	-	-
<b>TOTAL PROJECT REVENUES</b>	-	-	-	1,000,000	-	-	-	-	-	-	-	-	1,000,000
<b>IMPACT ON OPERATING BUDGET</b>													
PERSONNEL													-
OPERATING & MAINTENANCE													-
OTHER													-
<b>TOTAL IMPACT ON OPERATING BUDGET</b>	-	-	-	-	-	-	-	-	-	-	-	-	-

## Sanitation Program

The North San Mateo County Sanitation District, a subsidiary of the City of Daly City, is responsible for the collection, treatment, disposal of wastewater, and the production of tertiary recycled water to help preserve local drinking water supplies otherwise lost to irrigation. The Sanitation Enterprise Fund Capital Improvement Program (CIP) is funded through sewer service charges. The Sanitation Fund continues to include capital reserves for repairs associated with the Wastewater Treatment Facility and Collection System along with emergency operating reserves equivalent to approximately six months of operations.

### Overview of Projects

The Sanitation Fund CIP incorporates ten Capital Projects in FY2026 totaling \$5.05 million, and eight in FY2027 totaling \$4.7 million. Projects are identified under three categories: Facility Improvements, System Reliability, and Pipelines.



*Facility Improvements* comprises six projects estimated at \$1.6 million in FY2026, and four projects estimated at \$1.25 million in FY2027. Ongoing annual repair and replacement involves sewer lift stations and facility improvements. Upgrades to the electrical control panels at lift stations and replacement of outdated and undersized electrical components at the wastewater treatment facility are included.

*System Reliability* incorporates two projects estimated at \$0.75 million in FY2026, and two projects estimated at \$0.75 million in FY2027. These projects are facility process improvements and street resurfacing of sanitation mains.

*Pipeline* work involves two projects estimated at \$2.7 million in FY2026, and two projects estimated at \$2.7 million in FY2027. The sewer main rehabilitation projects address pipelines that require immediate repair or rehabilitation. The SSMP/Master Plan – System Improvements project will fund projects identified through the Master Plan engineering and evaluation process.

48777900 - 2024-25 MRP TRASH CAPTURE

PROJECT DESCRIPTION AND OPERATING IMPACT:

PROJECT JUSTIFICATION:

48777900 - 2024-25 MRP TRASH CAPTURE

< ENTER PROJECT NAME HERE

	PRIOR YEARS	ADJUSTMENTS	2026E	2027E	2028E	2029E	2030E	2031E	2032E	2033E	2034E	2035E	TOTAL
PROJECT EXPENDITURES:													
1-DESIGN	70,000	-	-	-	-	-	-	-	-	-	-	-	70,000
IN-HOUSE SRV CHG DESIGN	10,000												
CONTRACTUAL SERVICES DESIGN	60,000												
ADMINISTRATION DESIGN													
2-CONSTRUCTION	-	-	-	-	-	-	-	-	-	-	-	-	-
IN-HOUSE SRV CHG CONSTRUCTION													
CONTRACTUAL SERVICES CONSTRUCTION													
ADMINISTRATION CONSTRUCTION													
3-EQUIPMENT	-	-	-	-	-	-	-	-	-	-	-	-	-
EQUIPMENT													
4-OTHER USES													
TOTAL PROJECT EXPENDITURES	70,000	-	-	-	-	-	-	-	-	-	-	-	70,000
REVENUE SOURCES:													
SANITATION DISTRICT	70,000												70,000
													-
													-
													-
OTHER SOURCES													-
TOTAL PROJECT REVENUES	70,000	-	-	-	-	-	-	-	-	-	-	-	70,000
IMPACT ON OPERATING BUDGET													
PERSONNEL													-
OPERATING & MAINTENANCE													-
OTHER													-
TOTAL IMPACT ON OPERATING BUDGET	-	-	-	-	-	-	-	-	-	-	-	-	-

## FUT - DIGESTER 2 CLEANING

### PROJECT DESCRIPTION AND OPERATING IMPACT:

This project will fund contractual services to enter the digester, remove, and dispose of material. Associated valves, gas handling equipment, and hatches will be replaced when the digester is out of service.

### PROJECT JUSTIFICATION:

Recommended digester cleaning should be done every 5 to 10 years, per the industry standards. Solids have built up in the bottom of the digester and reduced capacity of the solids handling system. This needs to be addressed to avoid violations of the NPDES permit due to wash over.

### FUT - DIGESTER 2 CLEANING

< ENTER PROJECT NAME HERE

	PRIOR YEARS	ADJUSTMENTS	2026E	2027E	2028E	2029E	2030E	2031E	2032E	2033E	2034E	2035E	TOTAL
<b>PROJECT EXPENDITURES:</b>													
<b>1-DESIGN</b>	-	-	-	-	-	-	-	-	-	-	-	-	-
IN-HOUSE SRV CHG DESIGN													
CONTRACTUAL SERVICES DESIGN													
ADMINISTRATION DESIGN													
<b>2-CONSTRUCTION</b>	-	-	-	-	600,000	-	-	-	-	-	-	-	600,000
IN-HOUSE SRV CHG CONSTRUCTION													
CONTRACTUAL SERVICES CONSTRUCTION					600,000								
ADMINISTRATION CONSTRUCTION													
<b>3-EQUIPMENT</b>	-	-	-	-	-	-	-	-	-	-	-	-	-
EQUIPMENT													
<b>4-OTHER USES</b>													
<b>TOTAL PROJECT EXPENDITURES</b>	-	-	-	-	600,000	-	-	-	-	-	-	-	600,000

### REVENUE SOURCES:

SANITATION DISTRICT					600,000								600,000
													-
													-
													-
<b>OTHER SOURCES</b>													-
<b>TOTAL PROJECT REVENUES</b>	-	-	-	-	600,000	-	-	-	-	-	-	-	600,000

IMPACT ON OPERATING BUDGET	PRIOR YEARS	ADJUSTMENTS	2026E	2027E	2028E	2029E	2030E	2031E	2032E	2033E	2034E	2035E	
PERSONNEL													-
OPERATING & MAINTENANCE													-
OTHER													-
<b>TOTAL IMPACT ON OPERATING BUDGET</b>	-	-	-	-	-	-	-	-	-	-	-	-	-

## 48778000 - HEADWORKS 1 FINE SCREEN REPLACEMENT

### PROJECT DESCRIPTION AND OPERATING IMPACT:

Design and construct a replacement screen and compactor washer system for Headworks 1.

### PROJECT JUSTIFICATION:

The existing system is more than 15 years old and beyond its useful life. Maintenance and repairs will be much less when a new system is constructed and put in service.

### 48778000 - HEADWORKS 1 FINE SCREEN REPLACEMENT

< ENTER PROJECT NAME HERE

	PRIOR YEARS	ADJUSTMENTS	2026E	2027E	2028E	2029E	2030E	2031E	2032E	2033E	2034E	2035E	TOTAL
<b>PROJECT EXPENDITURES:</b>													
<b>1-DESIGN</b>	200,000	-	300,000	-	-	-	-	-	-	-	-	-	500,000
IN-HOUSE SRV CHG DESIGN													
CONTRACTUAL SERVICES DESIGN	200,000		300,000										
ADMINISTRATION DESIGN													
<b>2-CONSTRUCTION</b>	-	-	-	-	2,000,000	-	-	-	-	-	-	-	2,000,000
IN-HOUSE SRV CHG CONSTRUCTION					2,000,000								
CONTRACTUAL SERVICES CONSTRUCTION													
ADMINISTRATION CONSTRUCTION													
<b>3-EQUIPMENT</b>	-	-	-	-	-	-	-	-	-	-	-	-	-
EQUIPMENT													
<b>4-OTHER USES</b>													
<b>TOTAL PROJECT EXPENDITURES</b>	200,000	-	300,000	-	2,000,000	-	-	-	-	-	-	-	2,500,000

### REVENUE SOURCES:

SANITATION DISTRICT	200,000		300,000		2,000,000								2,500,000
													-
													-
													-
<b>OTHER SOURCES</b>													-
<b>TOTAL PROJECT REVENUES</b>	200,000	-	300,000	-	2,000,000	-	-	-	-	-	-	-	2,500,000

IMPACT ON OPERATING BUDGET	PRIOR YEARS	ADJUSTMENTS	2026E	2027E	2028E	2029E	2030E	2031E	2032E	2033E	2034E	2035E	
PERSONNEL													-
OPERATING & MAINTENANCE													-
OTHER													-
<b>TOTAL IMPACT ON OPERATING BUDGET</b>	-	-	-	-	-	-	-	-	-	-	-	-	-

## 48771600 - I-280 CROSSING SEWER MAIN IMPROVEMENTS

### PROJECT DESCRIPTION AND OPERATING IMPACT:

Install a new trunk sewer under Interstate 280 crossing from Southgate Ave to Junipero Serra Boulevard. It is anticipated that developments at Serramonte Mall and Jefferson Union High School District (JUHS) will be required to contribute to this project per hydraulic analysis performed. The first phase of the JUHS's housing project already contributed. Anticipate 2-yr design.

### PROJECT JUSTIFICATION:

As outlined in a sewer capacity hydraulic analysis, it was determined the existing trunk sewer may surcharge under heavy rainfall events. This project will provide the additional capacity as recommended through the analysis.

### 48771600 - I-280 CROSSING SEWER MAIN IMPROVEMENTS

< ENTER PROJECT NAME HERE

	PRIOR YEARS	ADJUSTMENTS	2026E	2027E	2028E	2029E	2030E	2031E	2032E	2033E	2034E	2035E	TOTAL
<b>PROJECT EXPENDITURES:</b>													
<b>1-DESIGN</b>	1,000,000	-	-	-	-	-	-	-	-	-	-	-	1,000,000
IN-HOUSE SRV CHG DESIGN													
CONTRACTUAL SERVICES DESIGN	1,000,000												
ADMINISTRATION DESIGN													
<b>2-CONSTRUCTION</b>	-	-	-	-	10,000,000	-	-	-	-	-	-	-	10,000,000
IN-HOUSE SRV CHG CONSTRUCTION													
CONTRACTUAL SERVICES CONSTRUCTION					10,000,000								
ADMINISTRATION CONSTRUCTION													
<b>3-EQUIPMENT</b>	-	-	-	-	-	-	-	-	-	-	-	-	-
EQUIPMENT													
<b>4-OTHER USES</b>													
<b>TOTAL PROJECT EXPENDITURES</b>	<b>1,000,000</b>	<b>-</b>	<b>-</b>	<b>-</b>	<b>10,000,000</b>	<b>-</b>	<b>-</b>	<b>-</b>	<b>-</b>	<b>-</b>	<b>-</b>	<b>-</b>	<b>11,000,000</b>
<b>REVENUE SOURCES:</b>													
SANITATION DISTRICT	1,000,000				10,000,000								11,000,000
													-
													-
													-
<b>OTHER SOURCES</b>													-
<b>TOTAL PROJECT REVENUES</b>	<b>1,000,000</b>	<b>-</b>	<b>-</b>	<b>-</b>	<b>10,000,000</b>	<b>-</b>	<b>-</b>	<b>-</b>	<b>-</b>	<b>-</b>	<b>-</b>	<b>-</b>	<b>11,000,000</b>
<b>IMPACT ON OPERATING BUDGET</b>													
PERSONNEL													-
OPERATING & MAINTENANCE													-
OTHER													-
<b>TOTAL IMPACT ON OPERATING BUDGET</b>	<b>-</b>	<b>-</b>	<b>-</b>	<b>-</b>	<b>-</b>	<b>-</b>	<b>-</b>	<b>-</b>	<b>-</b>	<b>-</b>	<b>-</b>	<b>-</b>	<b>-</b>

## FUT - NEW EMERGENCY PLANT GENERATOR

### PROJECT DESCRIPTION AND OPERATING IMPACT:

Purchase and install a backup standby emergency generator for the Wastewater Treatment Facility. The cost estimate includes all associated electrical work required to install.

### PROJECT JUSTIFICATION:

The Wastewater Treatment Facility is designed for an additional standby emergency generator. This equipment is critical to maintaining the Plant's ability to treat wastewater and meet the NPDES Permit.

FUT - NEW EMERGENCY PLANT GENERATOR		< ENTER PROJECT NAME HERE												
		PRIOR YEARS	ADJUSTMENTS	2026E	2027E	2028E	2029E	2030E	2031E	2032E	2033E	2034E	2035E	TOTAL
PROJECT EXPENDITURES:														
1-DESIGN		-	-	-	-	-	-	-	-	-	-	-	-	-
IN-HOUSE SRV CHG DESIGN														
CONTRACTUAL SERVICES DESIGN														
ADMINISTRATION DESIGN														
2-CONSTRUCTION		-	-	-	-	-	3,000,000	-	-	-	-	-	-	3,000,000
IN-HOUSE SRV CHG CONSTRUCTION														
CONTRACTUAL SERVICES CONSTRUCTION							3,000,000							
ADMINISTRATION CONSTRUCTION														
3-EQUIPMENT		-	-	-	-	-	-	-	-	-	-	-	-	-
EQUIPMENT														
4-OTHER USES														
TOTAL PROJECT EXPENDITURES		-	-	-	-	-	3,000,000	-	-	-	-	-	-	3,000,000
REVENUE SOURCES:														
SANITATION DISTRICT							3,000,000							3,000,000
														-
														-
														-
OTHER SOURCES														-
TOTAL PROJECT REVENUES		-	-	-	-	-	3,000,000	-	-	-	-	-	-	3,000,000
IMPACT ON OPERATING BUDGET														
PERSONNEL														-
OPERATING & MAINTENANCE														-
OTHER														-
TOTAL IMPACT ON OPERATING BUDGET		-	-	-	-	-	-	-	-	-	-	-	-	-

## FUT - PLANT COMPRESSOR REPLACEMENT

### PROJECT DESCRIPTION AND OPERATING IMPACT:

Purchase and install a new WWTP compressor to replace one of the existing reciprocating types.

### PROJECT JUSTIFICATION:

The WWTP has three main compressors that supply air to the pressure swing absorption (PSA) skid which purifies the oxygen content feeding the biological reactors. This is the primary treatment system at the plant and without adequate oxygen the plant will not be able to meet its National Pollution Discharge Elimination System (NPDES) permit.

### FUT - PLANT COMPRESSOR REPLACEMENT

< ENTER PROJECT NAME HERE

	PRIOR YEARS	ADJUSTMENTS	2026E	2027E	2028E	2029E	2030E	2031E	2032E	2033E	2034E	2035E	TOTAL
<b>PROJECT EXPENDITURES:</b>													
<b>1-DESIGN</b>	-	-	-	-	-	-	-	-	-	-	-	-	-
IN-HOUSE SRV CHG DESIGN													
CONTRACTUAL SERVICES DESIGN													
ADMINISTRATION DESIGN													
<b>2-CONSTRUCTION</b>	-	-	-	-	750,000	-	-	-	-	-	-	-	750,000
IN-HOUSE SRV CHG CONSTRUCTION													
CONTRACTUAL SERVICES CONSTRUCTION					750,000								
ADMINISTRATION CONSTRUCTION													
<b>3-EQUIPMENT</b>	-	-	-	-	-	-	-	-	-	-	-	-	-
EQUIPMENT													
<b>4-OTHER USES</b>	-	-	-	-	-	-	-	-	-	-	-	-	-
<b>TOTAL PROJECT EXPENDITURES</b>	-	-	-	-	750,000	-	-	-	-	-	-	-	750,000

### REVENUE SOURCES:

SANITATION DISTRICT					750,000								750,000
													-
													-
													-
													-
<b>OTHER SOURCES</b>	-	-	-	-	-	-	-	-	-	-	-	-	-
<b>TOTAL PROJECT REVENUES</b>	-	-	-	-	750,000	-	-	-	-	-	-	-	750,000

IMPACT ON OPERATING BUDGET	PRIOR YEARS	ADJUSTMENTS	2026E	2027E	2028E	2029E	2030E	2031E	2032E	2033E	2034E	2035E	
PERSONNEL													-
OPERATING & MAINTENANCE													-
OTHER													-
<b>TOTAL IMPACT ON OPERATING BUDGET</b>	-	-	-	-	-	-	-	-	-	-	-	-	-

## 48780600 - PLANT PROCESS IMPROVEMENTS

### PROJECT DESCRIPTION AND OPERATING IMPACT:

The repair and replacement of process equipment and the various infrastructure within the Wastewater Treatment Facility. In order to maintain our discharge requirements all of the treatment facility equipment must be in proper operating condition. The specific projects for 2025E are: (1) Replace various control systems at \$150,000, (2) Replace pumps and motors at \$150,000, (3) \$200,000 - Plant Tunnel Sump Pump System.

### PROJECT JUSTIFICATION:

Aged infrastructure requires constant maintenance to prevent breakdowns, failures, and deterioration. Yearly funding allows staff to complete timely repairs and replacements to infrastructure with minimum interruptions to the operations of the treatment facility and to remain compliant with existing National Pollutant Discharge Elimination System (NPDES) permit.

48780600 - PLANT PROCESS IMPROVEMENTS		< ENTER PROJECT NAME HERE													
		PRIOR YEARS	ADJUSTMENTS	2026E	2027E	2028E	2029E	2030E	2031E	2032E	2033E	2034E	2035E	TOTAL	
PROJECT EXPENDITURES:															
1-DESIGN		-	-	-	-	-	-	-	-	-	-	-	-	-	
IN-HOUSE SRV CHG DESIGN															
CONTRACTUAL SERVICES DESIGN															
ADMINISTRATION DESIGN															
2-CONSTRUCTION		500,000	-	350,000	350,000	350,000	350,000	350,000	350,000	350,000	350,000	350,000	350,000	4,000,000	
IN-HOUSE SRV CHG CONSTRUCTION															
CONTRACTUAL SERVICES CONSTRUCTION		500,000		350,000	350,000	350,000	350,000	350,000	350,000	350,000	350,000	350,000	350,000		
ADMINISTRATION CONSTRUCTION															
3-EQUIPMENT		-	-	-	-	-	-	-	-	-	-	-	-	-	
EQUIPMENT															
4-OTHER USES															
TOTAL PROJECT EXPENDITURES		500,000	-	350,000	350,000	350,000	350,000	350,000	350,000	350,000	350,000	350,000	350,000	4,000,000	
REVENUE SOURCES:															
SANITATION DISTRICT		500,000		350,000	350,000	350,000	350,000	350,000	350,000	350,000	350,000	350,000	350,000	4,000,000	
OTHER SOURCES															
TOTAL PROJECT REVENUES		500,000	-	350,000	350,000	350,000	350,000	350,000	350,000	350,000	350,000	350,000	350,000	4,000,000	
IMPACT ON OPERATING BUDGET															
PERSONNEL														-	
OPERATING & MAINTENANCE														-	
OTHER														-	
TOTAL IMPACT ON OPERATING BUDGET		-	-	-	-	-	-	-	-	-	-	-	-	-	

## 48780700 - PLANT STRUCTURE IMPROVEMENTS

### PROJECT DESCRIPTION AND OPERATING IMPACT:

The repair and replacement of the physical facility and equipment structures at the Wastewater Treatment Facility. In order to maintain our discharge requirements all of the treatment facility structures must be in proper operating condition. This ongoing project is for the replacement or rehabilitation of this equipment. The specific projects for each year are: (1) Replace Bisulfite Tank at \$100,000, (2) Refurbish concrete at various sites within the WWTP at \$150,000, (3) Coating various concrete infrastructure \$100,000.

### PROJECT JUSTIFICATION:

The structures of the wastewater treatment facility, buildings, stairs, lights, etc. will need to be upgraded on an ongoing basis due to age. This project allows for continuing replacements and upgrades to these types of structures.

### 48780700 - PLANT STRUCTURE IMPROVEMENTS

< ENTER PROJECT NAME HERE

	PRIOR YEARS	ADJUSTMENTS	2026E	2027E	2028E	2029E	2030E	2031E	2032E	2033E	2034E	2035E	TOTAL
<b>PROJECT EXPENDITURES:</b>													
<b>1-DESIGN</b>	-	-	-	-	-	-	-	-	-	-	-	-	-
IN-HOUSE SRV CHG DESIGN													
CONTRACTUAL SERVICES DESIGN													
ADMINISTRATION DESIGN													
<b>2-CONSTRUCTION</b>	350,000	-	200,000	200,000	200,000	200,000	200,000	200,000	200,000	200,000	200,000	200,000	2,350,000
IN-HOUSE SRV CHG CONSTRUCTION													
CONTRACTUAL SERVICES CONSTRUCTION	350,000		200,000	200,000	200,000	200,000	200,000	200,000	200,000	200,000	200,000	200,000	
ADMINISTRATION CONSTRUCTION													
<b>3-EQUIPMENT</b>	-	-	-	-	-	-	-	-	-	-	-	-	-
EQUIPMENT													
<b>4-OTHER USES</b>													
<b>TOTAL PROJECT EXPENDITURES</b>	350,000	-	200,000	200,000	200,000	200,000	200,000	200,000	200,000	200,000	200,000	200,000	2,350,000
<b>REVENUE SOURCES:</b>													
SANITATION DISTRICT	350,000		200,000	200,000	200,000	200,000	200,000	200,000	200,000	200,000	200,000	200,000	2,350,000
													-
													-
													-
<b>OTHER SOURCES</b>													-
<b>TOTAL PROJECT REVENUES</b>	350,000	-	200,000	200,000	200,000	200,000	200,000	200,000	200,000	200,000	200,000	200,000	2,350,000
<b>IMPACT ON OPERATING BUDGET</b>													
PERSONNEL													-
OPERATING & MAINTENANCE													-
OTHER													-
<b>TOTAL IMPACT ON OPERATING BUDGET</b>	-	-	-	-	-	-	-	-	-	-	-	-	-

## 48761700 - RESURFACE S/S STREETS

### PROJECT DESCRIPTION AND OPERATING IMPACT:

The replacement or repair of street surfaces following capital projects and/or emergency repairs of sanitation sewer mains and manhole structures.

### PROJECT JUSTIFICATION:

The need for resurfacing after work performed including the raising of manhole structures in conjunction with the City's annual resurfacing program is a critical component of community safety and overall aesthetics.

### 48761700 - RESURFACE S/S STREETS

< ENTER PROJECT NAME HERE

	PRIOR YEARS	ADJUSTMENTS	2026E	2027E	2028E	2029E	2030E	2031E	2032E	2033E	2034E	2035E	TOTAL
<b>PROJECT EXPENDITURES:</b>													
<b>1-DESIGN</b>	-	-	-	-	-	-	-	-	-	-	-	-	-
IN-HOUSE SRV CHG DESIGN													
CONTRACTUAL SERVICES DESIGN													
ADMINISTRATION DESIGN													
<b>2-CONSTRUCTION</b>	100,000	-	400,000	400,000	400,000	400,000	400,000	400,000	400,000	400,000	400,000	400,000	4,100,000
IN-HOUSE SRV CHG CONSTRUCTION													
CONTRACTUAL SERVICES CONSTRUCTION	100,000		400,000	400,000	400,000	400,000	400,000	400,000	400,000	400,000	400,000	400,000	
ADMINISTRATION CONSTRUCTION													
<b>3-EQUIPMENT</b>	-	-	-	-	-	-	-	-	-	-	-	-	-
EQUIPMENT													
<b>4-OTHER USES</b>													
<b>TOTAL PROJECT EXPENDITURES</b>	100,000	-	400,000	400,000	400,000	400,000	400,000	400,000	400,000	400,000	400,000	400,000	4,100,000

### REVENUE SOURCES:

SANITATION DISTRICT	100,000		400,000	400,000	400,000	400,000	400,000	400,000	400,000	400,000	400,000	400,000	4,100,000
													-
													-
													-
<b>OTHER SOURCES</b>													-
<b>TOTAL PROJECT REVENUES</b>	100,000	-	400,000	400,000	400,000	400,000	400,000	400,000	400,000	400,000	400,000	400,000	4,100,000

IMPACT ON OPERATING BUDGET	PRIOR YEARS	ADJUSTMENTS	2026E	2027E	2028E	2029E	2030E	2031E	2032E	2033E	2034E	2035E	
PERSONNEL													-
OPERATING & MAINTENANCE													-
OTHER													-
<b>TOTAL IMPACT ON OPERATING BUDGET</b>	-	-	-	-	-	-	-	-	-	-	-	-	-

## 48780200 - SEWER LIFT STATION REHAB/REPLACEMENT

### PROJECT DESCRIPTION AND OPERATING IMPACT:

This is a repair and replacement program intended to provide funds for the rehabilitation of the five District Sewage Lift Stations. In order to maintain our discharge requirements all of the lift station equipment must be in proper operating condition. This ongoing project is for the replacement or rehabilitation of this equipment and facilities. The addresses of the Lift Stations are 55 Belcrest Ave, 301 F Street, 72 El Portal Way, 370 Hickey, and 1399 Skyline Drive. The specific projects for this CIP are: (1) Pumps and motors \$100,000, (2) Replace electrical equipment at \$100,000. (3) Purchase two portable generators at \$300,000.

### PROJECT JUSTIFICATION:

Due to age and the corrosive atmosphere of the stations, the life expectancy of mechanical, plumbing, electrical, and building infrastructure is accelerated.

### 48780200 - SEWER LIFT STATION REHAB/REPLACEMENT

< ENTER PROJECT NAME HERE

	PRIOR YEARS	ADJUSTMENTS	2026E	2027E	2028E	2029E	2030E	2031E	2032E	2033E	2034E	2035E	TOTAL
<b>PROJECT EXPENDITURES:</b>													
<b>1-DESIGN</b>	-	-	-	-	-	-	-	-	-	-	-	-	-
IN-HOUSE SRV CHG DESIGN													
CONTRACTUAL SERVICES DESIGN													
ADMINISTRATION DESIGN													
<b>2-CONSTRUCTION</b>	400,000	-	250,000	250,000	250,000	250,000	250,000	250,000	250,000	250,000	250,000	250,000	2,900,000
IN-HOUSE SRV CHG CONSTRUCTION													
CONTRACTUAL SERVICES CONSTRUCTION	400,000		250,000	250,000	250,000	250,000	250,000	250,000	250,000	250,000	250,000	250,000	
ADMINISTRATION CONSTRUCTION													
<b>3-EQUIPMENT</b>	-	-	-	-	-	-	-	-	-	-	-	-	-
EQUIPMENT													
<b>4-OTHER USES</b>													
<b>TOTAL PROJECT EXPENDITURES</b>	<b>400,000</b>	<b>-</b>	<b>250,000</b>	<b>250,000</b>	<b>250,000</b>	<b>250,000</b>	<b>250,000</b>	<b>250,000</b>	<b>250,000</b>	<b>250,000</b>	<b>250,000</b>	<b>250,000</b>	<b>2,900,000</b>

### REVENUE SOURCES:

SANITATION DISTRICT	400,000		250,000	250,000	250,000	250,000	250,000	250,000	250,000	250,000	250,000	250,000	2,900,000
													-
													-
													-
<b>OTHER SOURCES</b>													-
<b>TOTAL PROJECT REVENUES</b>	<b>400,000</b>	<b>-</b>	<b>250,000</b>	<b>250,000</b>	<b>250,000</b>	<b>250,000</b>	<b>250,000</b>	<b>250,000</b>	<b>250,000</b>	<b>250,000</b>	<b>250,000</b>	<b>250,000</b>	<b>2,900,000</b>

<b>IMPACT ON OPERATING BUDGET</b>	<b>PRIOR YEARS</b>	<b>ADJUSTMENTS</b>	<b>2026E</b>	<b>2027E</b>	<b>2028E</b>	<b>2029E</b>	<b>2030E</b>	<b>2031E</b>	<b>2032E</b>	<b>2033E</b>	<b>2034E</b>	<b>2035E</b>	
PERSONNEL													-
OPERATING & MAINTENANCE													-
OTHER													-
<b>TOTAL IMPACT ON OPERATING BUDGET</b>	<b>-</b>	<b>-</b>	<b>-</b>	<b>-</b>	<b>-</b>	<b>-</b>	<b>-</b>	<b>-</b>	<b>-</b>	<b>-</b>	<b>-</b>	<b>-</b>	<b>-</b>

**48780100 - SEWER MAIN REHABILITATION/IMPROVEMENTS****PROJECT DESCRIPTION AND OPERATING IMPACT:**

This Capital Project funds emergency repairs to the wastewater collection system. A typical project involves excavating a pipeline under a street or in a backyard and replacing in kind.

**PROJECT JUSTIFICATION:**

These projects require immediate replacement to protect public health because of unforeseen structural damage to the pipeline.

**48780100 - SEWER MAIN REHABILITATION/IMPROVEMENTS**

&lt; ENTER PROJECT NAME HERE

	PRIOR YEARS	ADJUSTMENTS	2026E	2027E	2028E	2029E	2030E	2031E	2032E	2033E	2034E	2035E	TOTAL
<b>PROJECT EXPENDITURES:</b>													
<b>1-DESIGN</b>	-	-	-	-	-	-	-	-	-	-	-	-	-
IN-HOUSE SRV CHG DESIGN													
CONTRACTUAL SERVICES DESIGN													
ADMINISTRATION DESIGN													
<b>2-CONSTRUCTION</b>	200,000	-	200,000	200,000	-	-	-	-	-	-	-	-	600,000
IN-HOUSE SRV CHG CONSTRUCTION													
CONTRACTUAL SERVICES CONSTRUCTION	200,000		200,000	200,000									
ADMINISTRATION CONSTRUCTION													
<b>3-EQUIPMENT</b>	-	-	-	-	-	-	-	-	-	-	-	-	-
EQUIPMENT													
<b>4-OTHER USES</b>													-
<b>TOTAL PROJECT EXPENDITURES</b>	200,000	-	200,000	200,000	-	-	-	-	-	-	-	-	600,000

**REVENUE SOURCES:**

SANITATION DISTRICT	200,000		200,000	200,000									600,000
													-
													-
													-
													-
<b>OTHER SOURCES</b>													-
<b>TOTAL PROJECT REVENUES</b>	200,000	-	200,000	200,000	-	-	-	-	-	-	-	-	600,000

IMPACT ON OPERATING BUDGET		PRIOR YEARS	ADJUSTMENTS	2026E	2027E	2028E	2029E	2030E	2031E	2032E	2033E	2034E	2035E
PERSONNEL OPERATING & MAINTENANCE OTHER													-
													-
													-
<b>TOTAL IMPACT ON OPERATING BUDGET</b>		-	-	-	-	-	-	-	-	-	-	-	-

## 48794300 - SSMP/MASTER PLAN - SYSTEM IMPROVEMENTS

### PROJECT DESCRIPTION AND OPERATING IMPACT:

Wastewater Collection System Master Plan identifies replacement of high risk pipelines. Fiscal Year 2025E fund the design of approximately 8,000 linear feet of pipeline (\$200,000), and in Fiscal Year 2026E will start construction. In Fiscal Year 2025E this Capital Project also funds the design of the next high risk pipelines of approximately 4,000 linear feet.

### PROJECT JUSTIFICATION:

Working with engineering consultants and through the Collection System Master Plan, staff identified a number of high risk pipelines that need replacement over the next 10 years.

48794300 - SSMP/MASTER PLAN - SYSTEM IMPROVEMENTS < ENTER PROJECT NAME HERE													
	PRIOR YEARS	ADJUSTMENTS	2026E	2027E	2028E	2029E	2030E	2031E	2032E	2033E	2034E	2035E	TOTAL
<b>PROJECT EXPENDITURES:</b>													
<b>1-DESIGN</b>	200,000	-	500,000	500,000	500,000	500,000	500,000	500,000	500,000	500,000	500,000	500,000	5,200,000
IN-HOUSE SRV CHG DESIGN													
CONTRACTUAL SERVICES DESIGN	200,000		500,000	500,000	500,000	500,000	500,000	500,000	500,000	500,000	500,000	500,000	
ADMINISTRATION DESIGN													
<b>2-CONSTRUCTION</b>	-	-	2,000,000	2,000,000	2,000,000	2,000,000	2,000,000	2,000,000	2,000,000	2,000,000	2,000,000	2,000,000	20,000,000
IN-HOUSE SRV CHG CONSTRUCTION													
CONTRACTUAL SERVICES CONSTRUCTION			2,000,000	2,000,000	2,000,000	2,000,000	2,000,000	2,000,000	2,000,000	2,000,000	2,000,000	2,000,000	
ADMINISTRATION CONSTRUCTION													
<b>3-EQUIPMENT</b>	-	-	-	-	-	-	-	-	-	-	-	-	-
EQUIPMENT													
<b>4-OTHER USES</b>													
<b>TOTAL PROJECT EXPENDITURES</b>	<b>200,000</b>	<b>-</b>	<b>2,500,000</b>	<b>2,500,000</b>	<b>2,500,000</b>	<b>2,500,000</b>	<b>2,500,000</b>	<b>2,500,000</b>	<b>2,500,000</b>	<b>2,500,000</b>	<b>2,500,000</b>	<b>2,500,000</b>	<b>25,200,000</b>
<b>REVENUE SOURCES:</b>													
SANITATION DISTRICT	200,000		2,500,000	2,500,000	2,500,000	2,500,000	2,500,000	2,500,000	2,500,000	2,500,000	2,500,000	2,500,000	25,200,000
													-
													-
													-
													-
<b>OTHER SOURCES</b>													-
<b>TOTAL PROJECT REVENUES</b>	<b>200,000</b>	<b>-</b>	<b>2,500,000</b>	<b>2,500,000</b>	<b>2,500,000</b>	<b>2,500,000</b>	<b>2,500,000</b>	<b>2,500,000</b>	<b>2,500,000</b>	<b>2,500,000</b>	<b>2,500,000</b>	<b>2,500,000</b>	<b>25,200,000</b>
<b>IMPACT ON OPERATING BUDGET</b>													
PERSONNEL													-
OPERATING & MAINTENANCE													-
OTHER													-
<b>TOTAL IMPACT ON OPERATING BUDGET</b>	<b>-</b>	<b>-</b>	<b>-</b>	<b>-</b>	<b>-</b>	<b>-</b>	<b>-</b>	<b>-</b>	<b>-</b>	<b>-</b>	<b>-</b>	<b>-</b>	<b>-</b>

## 48784700 - TREATMENT PLANT AIR SCRUBBERS

### PROJECT DESCRIPTION AND OPERATING IMPACT:

Replacement and rehab of odor scrubber units at the Wastewater Treatment Facility based on odor studies performed in 2017 and 2019. Additional odor scrubber units in the sludge pump area and gravity thickeners.

### PROJECT JUSTIFICATION:

Existing odor scrubbers are beyond their useful life and no longer efficient. Internal components are deteriorating due to atmospheric conditions and are becoming increasingly difficult to replace. New scrubber technology along with energy savings from new units are intended to provide improved benefits.

#### 48784700 - TREATMENT PLANT AIR SCRUBBERS

< ENTER PROJECT NAME HERE

	PRIOR YEARS	ADJUSTMENTS	2026E	2027E	2028E	2029E	2030E	2031E	2032E	2033E	2034E	2035E	TOTAL
<b>PROJECT EXPENDITURES:</b>													
<b>1-DESIGN</b>	-	-	-	-	-	-	-	-	-	-	-	-	-
IN-HOUSE SRV CHG DESIGN													
CONTRACTUAL SERVICES DESIGN													
ADMINISTRATION DESIGN													
<b>2-CONSTRUCTION</b>	100,000	-	300,000	300,000	-	-	-	-	-	-	-	-	700,000
IN-HOUSE SRV CHG CONSTRUCTION													
CONTRACTUAL SERVICES CONSTRUCTION	100,000		300,000	300,000									
ADMINISTRATION CONSTRUCTION													
<b>3-EQUIPMENT</b>	-	-	-	-	-	-	-	-	-	-	-	-	-
EQUIPMENT													
<b>4-OTHER USES</b>													
<b>TOTAL PROJECT EXPENDITURES</b>	100,000	-	300,000	300,000	-	-	-	-	-	-	-	-	700,000

### REVENUE SOURCES:

SANITATION DISTRICT	100,000		300,000	300,000									700,000
													-
													-
													-
<b>OTHER SOURCES</b>													-
<b>TOTAL PROJECT REVENUES</b>	100,000	-	300,000	300,000	-	-	-	-	-	-	-	-	700,000

IMPACT ON OPERATING BUDGET	PRIOR YEARS	ADJUSTMENTS	2026E	2027E	2028E	2029E	2030E	2031E	2032E	2033E	2034E	2035E	
PERSONNEL													-
OPERATING & MAINTENANCE													-
OTHER													-
<b>TOTAL IMPACT ON OPERATING BUDGET</b>	-	-	-	-	-	-	-	-	-	-	-	-	-

## 48785800 - TREATMENT PLANT ELECTRICAL UPGRADE

### PROJECT DESCRIPTION AND OPERATING IMPACT:

Upgrade and replace existing electrical and instrumentation components at the Wastewater Treatment Facility. Specific projects for this CIP are: (1) Replace equipment in Final Effluent Pump Station at \$100,000, and (2) Replace equipment associated with secondary treatment at \$100,000 (3) and Replace existing lights with LEDs at \$50,000.

### PROJECT JUSTIFICATION:

Many of the existing electrical and instrumentation components at the facility are corroded and past useful life. Also, newer equipment will be more energy efficient and will provide savings to our operating budget.

### 48785800 - TREATMENT PLANT ELECTRICAL UPGRADE

< ENTER PROJECT NAME HERE

	PRIOR YEARS	ADJUSTMENTS	2026E	2027E	2028E	2029E	2030E	2031E	2032E	2033E	2034E	2035E	TOTAL
<b>PROJECT EXPENDITURES:</b>													
<b>1-DESIGN</b>	-	-	-	-	-	-	-	-	-	-	-	-	-
IN-HOUSE SRV CHG DESIGN													
CONTRACTUAL SERVICES DESIGN													
ADMINISTRATION DESIGN													
<b>2-CONSTRUCTION</b>	250,000	-	500,000	500,000	-	-	-	-	-	-	-	-	1,250,000
IN-HOUSE SRV CHG CONSTRUCTION													
CONTRACTUAL SERVICES CONSTRUCTION	250,000		500,000	500,000									
ADMINISTRATION CONSTRUCTION													
<b>3-EQUIPMENT</b>	-	-	-	-	-	-	-	-	-	-	-	-	-
EQUIPMENT													
<b>4-OTHER USES</b>													-
<b>TOTAL PROJECT EXPENDITURES</b>	250,000	-	500,000	500,000	-	-	-	-	-	-	-	-	1,250,000

### REVENUE SOURCES:

SANITATION DISTRICT	250,000		500,000	500,000									1,250,000
													-
													-
													-
<b>OTHER SOURCES</b>													-
<b>TOTAL PROJECT REVENUES</b>	250,000	-	500,000	500,000	-	-	-	-	-	-	-	-	1,250,000

<b>IMPACT ON OPERATING BUDGET</b>	PRIOR YEARS	ADJUSTMENTS	2026E	2027E	2028E	2029E	2030E	2031E	2032E	2033E	2034E	2035E	
PERSONNEL													-
OPERATING & MAINTENANCE													-
OTHER													-
<b>TOTAL IMPACT ON OPERATING BUDGET</b>	-	-	-	-	-	-	-	-	-	-	-	-	-

## 48784200 - VISTA GRANDE DRAINAGE BASIN IMPROVEMENT PROJECT

### PROJECT DESCRIPTION AND OPERATING IMPACT:

Work effort entails enlarging Vista Grande Tunnel to 500 cfs, constructing flow bypass into Lake Merced at Impound Lake, gross solids separators, and two constructed wetlands with pumping facilities. Work scope includes anticipated legal/regulatory support.

### PROJECT JUSTIFICATION:

To meet level of service standard to capture 4-hour, 25 year storm event to relieve localized storm water surcharge, and to provide for stormwater recharge of Lake Merced to address formal complaint on file with the State Water Resources Control Board.

### 48784200 - VISTA GRANDE DRAINAGE BASIN IMPROVEMENT PROJECT < ENTER PROJECT NAME HERE

	PRIOR YEARS	ADJUSTMENTS	2026E	2027E	2028E	2029E	2030E	2031E	2032E	2033E	2034E	2035E	TOTAL
<b>PROJECT EXPENDITURES:</b>													
<b>1-DESIGN</b>	-	-	-	-	-	-	-	-	-	-	-	-	-
IN-HOUSE SRV CHG DESIGN													
CONTRACTUAL SERVICES DESIGN													
ADMINISTRATION DESIGN													
<b>2-CONSTRUCTION</b>	595,174	-	-	-	3,500,000	3,500,000	3,500,000	3,500,000	3,500,000	3,500,000	3,500,000	3,500,000	28,595,174
IN-HOUSE SRV CHG CONSTRUCTION													
CONTRACTUAL SERVICES CONSTRUCTION	595,174				3,500,000	3,500,000	3,500,000	3,500,000	3,500,000	3,500,000	3,500,000	3,500,000	
ADMINISTRATION CONSTRUCTION													
<b>3-EQUIPMENT</b>	-	-	-	-	-	-	-	-	-	-	-	-	-
EQUIPMENT													
<b>4-OTHER USES</b>													
<b>TOTAL PROJECT EXPENDITURES</b>	595,174	-	-	-	3,500,000	3,500,000	3,500,000	3,500,000	3,500,000	3,500,000	3,500,000	3,500,000	28,595,174
<b>REVENUE SOURCES:</b>													
SANITATION DISTRICT	595,174				3,500,000	3,500,000	3,500,000	3,500,000	3,500,000	3,500,000	3,500,000	3,500,000	28,595,174
													-
													-
													-
<b>OTHER SOURCES</b>													-
<b>TOTAL PROJECT REVENUES</b>	595,174	-	-	-	3,500,000	3,500,000	3,500,000	3,500,000	3,500,000	3,500,000	3,500,000	3,500,000	28,595,174
<b>IMPACT ON OPERATING BUDGET</b>													
PERSONNEL													-
OPERATING & MAINTENANCE													-
OTHER													-
<b>TOTAL IMPACT ON OPERATING BUDGET</b>	-	-	-	-	-	-	-	-	-	-	-	-	-

48780300 - WWR VEHICLE UPGRADES

PROJECT DESCRIPTION AND OPERATING IMPACT:

Supplement to vehicle replacement funds in coordination and consultation with Department of Public Works Motor Vehicle Division.

PROJECT JUSTIFICATION:

Scheduled replacement of front-line mission critical vehicles that are past useful life.

48780300 - WWR VEHICLE UPGRADES	< ENTER PROJECT NAME HERE												
	PRIOR YEARS	ADJUSTMENTS	2026E	2027E	2028E	2029E	2030E	2031E	2032E	2033E	2034E	2035E	TOTAL

PROJECT EXPENDITURES:

1-DESIGN	-	-	-	-	-	-	-	-	-	-	-	-	-
IN-HOUSE SRV CHG DESIGN													
CONTRACTUAL SERVICES DESIGN													
ADMINISTRATION DESIGN													
2-CONSTRUCTION	-	-	-	-	-	-	-	-	-	-	-	-	-
IN-HOUSE SRV CHG CONSTRUCTION													
CONTRACTUAL SERVICES CONSTRUCTION													
ADMINISTRATION CONSTRUCTION													
3-EQUIPMENT	40,000	-	50,000	-	-	-	-	-	-	-	-	-	90,000
EQUIPMENT	40,000		50,000										
4-OTHER USES													-
TOTAL PROJECT EXPENDITURES	40,000	-	50,000	-	-	-	-	-	-	-	-	-	90,000

REVENUE SOURCES:

SANITATION DISTRICT	40,000		50,000										90,000
													-
													-
													-
													-
OTHER SOURCES													-
TOTAL PROJECT REVENUES	40,000	-	50,000	-	-	-	-	-	-	-	-	-	90,000

IMPACT ON OPERATING BUDGET	PRIOR YEARS	ADJUSTMENTS	2026E	2027E	2028E	2029E	2030E	2031E	2032E	2033E	2034E	2035E	
PERSONNEL													-
OPERATING & MAINTENANCE													-
OTHER													-
TOTAL IMPACT ON OPERATING BUDGET	-	-	-	-	-	-	-	-	-	-	-	-	-